

# $J/\psi$ production at midrapidity in p-Pb collisions at $\sqrt{s_{\text{NN}}} = 8.16$ TeV



## ALICE

### The ALICE collaboration

*E-mail:* [ALICE-publications@cern.ch](mailto:ALICE-publications@cern.ch)

**ABSTRACT:** The production of inclusive, prompt and non-prompt  $J/\psi$  was studied for the first time at midrapidity ( $-1.37 < y_{\text{cms}} < 0.43$ ) in p-Pb collisions at  $\sqrt{s_{\text{NN}}} = 8.16$  TeV with the ALICE detector at the LHC. The inclusive  $J/\psi$  mesons were reconstructed in the dielectron decay channel in the transverse momentum ( $p_{\text{T}}$ ) interval  $0 < p_{\text{T}} < 14$  GeV/ $c$  and the prompt and non-prompt contributions were separated on a statistical basis for  $p_{\text{T}} > 2$  GeV/ $c$ . The study of the  $J/\psi$  mesons in the dielectron channel used for the first time in ALICE online single-electron triggers from the Transition Radiation Detector, providing a data sample corresponding to an integrated luminosity of  $689 \pm 13 \mu\text{b}^{-1}$ . The proton-proton reference cross section for inclusive  $J/\psi$  was obtained based on interpolations of measured data at different centre-of-mass energies and a universal function describing the  $p_{\text{T}}$ -differential  $J/\psi$  production cross sections. The  $p_{\text{T}}$ -differential nuclear modification factors  $R_{\text{pPb}}$  of inclusive, prompt, and non-prompt  $J/\psi$  are consistent with unity and described by theoretical models implementing only nuclear shadowing.

**KEYWORDS:** Hadron-Hadron Scattering, Quarkonium

ARXIV EPRINT: [2211.14153](https://arxiv.org/abs/2211.14153)

---

**Contents**

<b>1</b>	<b>Introduction</b>	<b>1</b>
<b>2</b>	<b>Detector setup, data sample, and event selection</b>	<b>2</b>
<b>3</b>	<b>Data analysis</b>	<b>5</b>
3.1	Inclusive $J/\psi$ analysis	6
3.2	Determination of the non-prompt $J/\psi$ fraction	9
<b>4</b>	<b>Proton-proton reference</b>	<b>13</b>
4.1	Reference for the inclusive $J/\psi$ analysis	13
4.2	Reference for the non-prompt $J/\psi$ fraction analysis	14
<b>5</b>	<b>Results</b>	<b>15</b>
<b>6</b>	<b>Summary</b>	<b>22</b>
	<b>The ALICE collaboration</b>	<b>29</b>

---

**1 Introduction**

Differential measurements of  $J/\psi$  mesons in heavy-ion collisions at the LHC give insight into their production mechanisms, pointing to a significant contribution from regeneration at low  $p_T$ , and give evidence for deconfinement in Pb-Pb collisions [1–6]. However, to better understand the underlying mechanisms and the influence of the quark-gluon plasma, reference measurements in proton-proton (pp) and proton-nucleus (p-A) collisions are crucial. Measurements in p-A collisions allow cold nuclear matter effects to be quantified. In p-Pb collisions at the LHC, parton shadowing or gluon saturation are considered to be the dominant effects influencing  $J/\psi$  production. These initial-state effects are expressed in terms of modified parton distribution functions in the nucleus (nPDF) or the color glass condensate effective theory [7–9]. Additional processes in the initial state, such as coherent parton energy loss, and final-state effects, where the  $c\bar{c}$  states interact with the system generated in the small collision volume, have been predicted as well [10–13].

The inclusive  $J/\psi$  cross section includes contributions from prompt  $J/\psi$ , directly produced in the hadronic interaction or via feed-down from other directly produced charmonium states (e.g.  $\chi_c$  and  $\psi(2S)$ ), as well as non-prompt  $J/\psi$  originating from the decay of beauty hadrons. Thus, the influence of cold nuclear matter effects on open-heavy flavour production can be accessed as well through non-prompt  $J/\psi$  measurements (b-hadron  $\rightarrow J/\psi + X$ ) in p-Pb collisions.

The ALICE, ATLAS, CMS and LHCb collaborations performed many differential measurements of  $J/\psi$  and open-beauty production at mid-, forward and backward rapidity in p–Pb collisions at  $\sqrt{s_{\text{NN}}} = 5.02$  TeV [14–21] as well as at forward and backward rapidity at  $\sqrt{s_{\text{NN}}} = 8.16$  TeV [22–24]. All the measurements can qualitatively be described by theoretical calculations including different combinations of the above-mentioned effects.

This article reports, for the first time, on the measurement of inclusive, prompt and non-prompt  $J/\psi$  mesons at midrapidity in p–Pb collisions at  $\sqrt{s_{\text{NN}}} = 8.16$  TeV. At low  $p_{\text{T}}$ , the measurements reach Bjorken- $x$  values of  $10^{-4}$  to  $10^{-3}$ . As the ALICE trigger strategy for p–Pb collisions at this energy only allocated a small portion of the bandwidth for minimum bias triggers, in order to maximise the live time for rare triggers, the presented studies were only possible thanks to the usage of single-electron triggers provided by the ALICE Transition Radiation Detector (TRD).

This article is organised as follows. A brief description of the ALICE detector with a focus on the detectors used for the analysis is given in section 2, where the data sample and event selection are also discussed. The analysis details and the estimation of the systematic uncertainties are described in section 3. To quantify possible modifications of the  $J/\psi$  production in p–Pb collisions, a reference  $p_{\text{T}}$ -differential cross section for pp collisions is obtained by interpolating measured data from different collision energies, as detailed in section 4. The results are presented and discussed in section 5. Finally, conclusions are drawn in section 6.

## 2 Detector setup, data sample, and event selection

The ALICE detector [25, 26] is ideally suited to measure  $J/\psi$  production in the dielectron decay channel at midrapidity due to its low material budget as well as its excellent particle identification (PID) and transverse momentum resolution.

The global track reconstruction is performed using the Inner Tracking System (ITS) [27] as well as the Time Projection Chamber (TPC) [28], both covering the full azimuthal angle and pseudorapidity  $|\eta| < 0.9$ . The detectors are placed inside a solenoid magnet, providing a magnetic field of  $B = 0.5$  T along the beam direction. The ITS includes 6 layers of silicon detectors (2 layers each of silicon pixel, drift, and strip detectors) and is used for the primary and secondary vertex reconstruction. The silicon pixel layers (SPD), which are the two innermost ones, are placed at radial distances of  $r = 3.9$  and  $7.6$  cm from the nominal interaction point (IP). Tracks with hits in both SPD layers (only in the second layer) have an impact parameter resolution better than  $50 \mu\text{m}$  ( $100 \mu\text{m}$ ) in the transverse plane for transverse momenta above  $2 \text{ GeV}/c$ , allowing the prompt and non-prompt  $J/\psi$  contributions to be separated on a statistical basis. The electron identification is based on the measurement of the specific ionisation energy loss ( $dE/dx$ ) in the TPC, a cylindrical gaseous drift detector with dimensions  $85 < r < 250$  cm along the radial and  $|z| < 250$  cm along the beam direction from the IP.

To enrich samples of electrons and positrons at intermediate and high  $p_{\text{T}}$ , two online single-electron triggers<sup>1</sup> derived from information provided by the TRD [29] were deployed.

<sup>1</sup>The TRD trigger selects online electrons and positrons. Throughout the article the term ‘electron trigger’ denotes both electron and positron.

The TRD consists of 522 chambers<sup>2</sup> arranged in 6 layers surrounding the TPC in full azimuth at a radial distance of 2.90 m to 3.68 m from the IP, and along the longitudinal direction in 5 stacks covering the pseudorapidity interval  $|\eta| < 0.84$ . Each chamber comprises a foam/fibre sandwich radiator, a drift volume and a multiwire proportional chamber filled with a Xe-CO<sub>2</sub> gas mixture. The measurement of the temporal evolution of the signal in the drift region allows track segments to be reconstructed in each chamber, as well as the specific ionisation energy loss of the charged particle and the transition radiation photons from electrons crossing the radiator with a Lorentz factor  $\gamma > 800$  to be measured. Due to the fast readout and subsequent online reconstruction of the TRD signals, where a transverse momentum and an electron likelihood<sup>3</sup> is calculated within a stack from the individual track segments, a trigger decision on individual tracks with  $p_T$  and likelihood thresholds is made about 6  $\mu$ s after the collision (level-1 trigger decision).

Furthermore, two scintillator arrays (V0) [31] placed along the beam direction at  $-3.7 < \eta < -1.7$  and  $2.8 < \eta < 5.1$  are used for triggering and event characterisation.

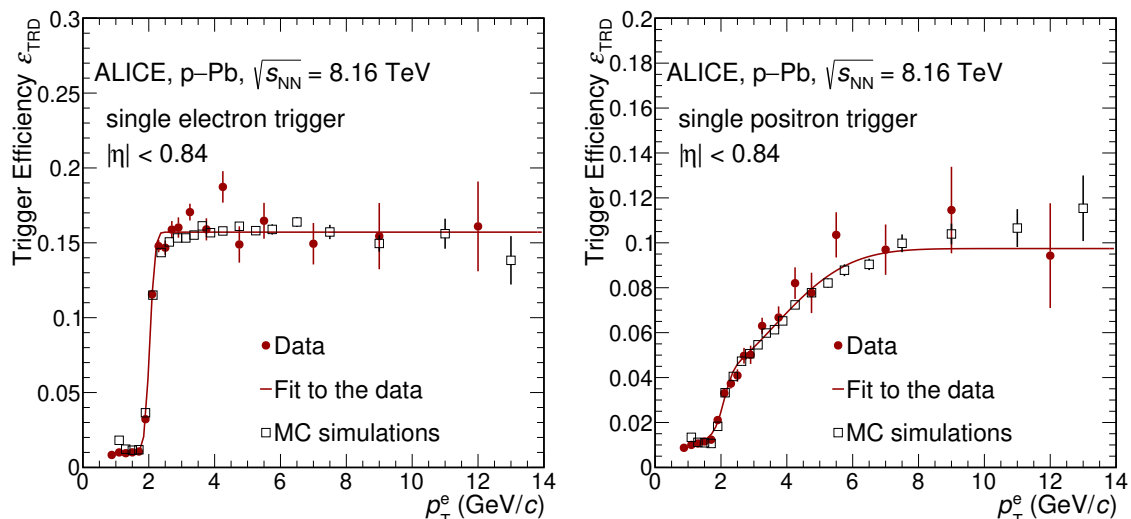
The analysis discussed in this article is based on data recorded in 2016 during the LHC heavy-ion run, where lead ions and protons were collided at a centre-of-mass energy per nucleon pair of  $\sqrt{s_{NN}} = 8.16$  TeV. Data were taken with two beam configurations, where the directions of the proton and lead beams were swapped. With respect to the laboratory frame, the proton-lead centre-of-mass frame is shifted by  $\Delta y_{NN} = 0.465$  towards the incoming proton beam for both beam configurations, leading to a rapidity coverage of  $-1.37 < y_{cms} < 0.43$ . Minimum bias (MB) events (level-0) were selected based on the coincident signal of both V0 scintillator arrays. The trigger is fully efficient for recording events with inclusive  $J/\psi$  mesons. Only a small sample of MB events was recorded and used for the  $J/\psi$  analysis at low  $p_T$  and to evaluate the TRD trigger performance. The two single-electron triggers were run with  $p_T$  thresholds of 2 and 3 GeV/ $c$  and two different thresholds of the electron (positron) likelihood. The different efficiencies for electrons and positrons arise from the  $E \times B$  effect<sup>4</sup> [29]. To reduce the background of electrons from photon conversions in the detector material, especially at large radii outside the TPC, 5 track segments per stack and a track segment in the first layer were required. In addition, a cut on the sagitta ( $\Delta p_T^{-1} < 0.2$  c/GeV) was applied. These trigger selection criteria result in a reduction of the geometrical acceptance, because, due to individual inactive chambers, about 20% of the stacks do not contribute to the trigger decision [29].

Figure 1 shows, as an example the acceptance times efficiency ( $\epsilon_{TRD}$ ) of the TRD trigger with the online  $p_T$  threshold at 2 GeV/ $c$  for electrons (left) and positrons (right)

<sup>2</sup>Eighteen chambers are not installed in front of the PHOTon Spectrometer [30] to reduce the material budget in front of this detector.

<sup>3</sup>The total accumulated charge of each track segment is translated into an electron likelihood via a transformation function, stored in the form of a one-dimensional look-up table in the front-end electronics of the detector. The electron likelihood of a track is then obtained as the average of the likelihood values of the associated track segments.

<sup>4</sup>In the chambers, the direction of the drift electric field is perpendicular to that of the magnetic field, which affects the direction of the drifting electrons such that it is approximately aligned with the negative tracks and systematically rotated relative to the positive tracks. This leads to differences in performance of the track segment reconstruction and the electron likelihood calculation.



**Figure 1.** Acceptance times efficiency of the TRD trigger with the  $p_T$  threshold at 2 GeV/c for single electrons (left) and single positrons (right) obtained from data and MC simulations. See text for details.

considering all trigger selection criteria. The trigger turn-on curve results were obtained in the offline analysis as a function of the globally reconstructed  $p_T$  by identifying electrons and positrons using the TPC in MB data ( $N_e^{\text{MB}}$ ) and the fraction of these that satisfy the online TRD trigger decisions ( $N_e^{\text{MB,TRD}}$ ):  $\epsilon_{\text{TRD}}(p_T) = \frac{N_e^{\text{MB,TRD}}(p_T)}{N_e^{\text{MB}}(p_T)}$ . The TRD trigger efficiency shows small variations as a function of time, as the gain of the gas detector depends on pressure and gas composition affecting both the electron and positron efficiencies. In addition, the downscaling factor of the MB trigger was modified during the data taking period. Thus, to compute the correct efficiencies for the measurement, the single-electron trigger efficiencies determined in MB data were studied as a function of time and weighted by the number of TRD-triggered events in each time interval. The  $p_T$  threshold is clearly visible as a sharp rise at 2 GeV/c, followed by a constant plateau at an efficiency value determined by the geometrical and the electron identification selection criteria outlined above. The entries at low  $p_T$  are either electrons or positrons in events that were recorded because a high- $p_T$  electron or positron in the same event satisfied the online trigger condition. The difference in the trigger turn-on curves for electrons and positrons is due to the  $E \times B$  effect and it is well reproduced in Monte Carlo (MC) simulations (see next section). To guide the eye, the turn-on curve of electrons is fitted by an error function with an offset to describe the underlying event. For positrons, another error function is added to better describe the slower rise of the distribution.

Events selected by either of the two single-electron triggers are considered for further analysis, and to ensure a uniform detector acceptance, only events with a primary vertex located within 10 cm from the IP along the beam direction are accepted. Beam-gas interactions and pile-up events were rejected offline using information from the V0 and SPD detectors, together with algorithms identifying more than one vertex within an event, as

described in ref. [26]. The remaining fraction of pile-up events is negligible. These selection criteria result in MB and TRD-triggered data samples of about 50 million and 10 million events, corresponding to an integrated luminosity of  $24.2 \pm 0.5 \mu\text{b}^{-1}$  and  $689 \pm 13 \mu\text{b}^{-1}$ , respectively.

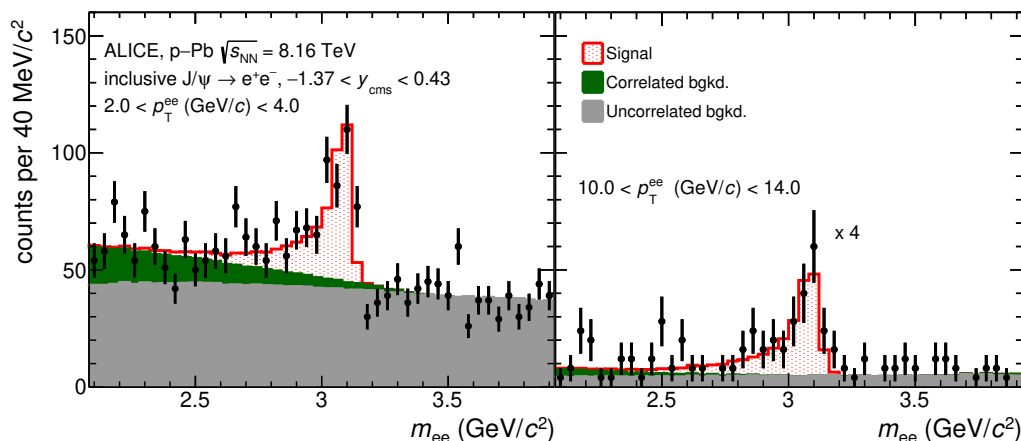
### 3 Data analysis

The measurements of inclusive, prompt, and non-prompt  $J/\psi$  production were performed in a similar way to previous analyses in pp and p-Pb collisions at other centre-of-mass energies [20, 32–34]. However, in this article TRD-triggered events were used for the first time for the  $J/\psi$  analysis. The minimum  $J/\psi$   $p_T$  of the TRD-triggered analysis is 2 GeV/ $c$ , where the single-electron efficiencies result in a  $J/\psi$  efficiency of about 10% increasing with rising  $p_T$ , as shown in section 3.1. For the measurement in the  $p_T$  interval 0–2 GeV/ $c$ , the small available MB data sample was used.

In a first step, tracks with good quality were selected, which in addition had to fulfil the requirement of a minimum transverse momentum of 1 GeV/ $c$  and a pseudorapidity of  $|\eta| < 0.84$  to reject tracks outside the TRD kinematic acceptance. For the inclusive analysis, to reduce the background originating from photon conversions at larger radii, tracks were required to have a hit in the first SPD layer. Also, in order to further suppress this contamination in the inclusive analysis, electrons (positrons) paired with positrons (electrons) in the same event yielding an invariant mass below 0.05 GeV/ $c^2$  were rejected. The requirements on the SPD layers for the separation of the prompt and non-prompt  $J/\psi$  are outlined in section 3.2.

The electron and positron identification is based on the measurement of the specific ionisation energy loss in the TPC. The selection criterion is  $n_{\sigma_i}$ , which is defined as the difference between the measured and expected signal in units of the detector resolution, for a specific particle hypothesis ( $i$ ). Particles satisfying the condition  $|n_{\sigma_e}| < 3.0$  were thus identified as electrons. Pions and protons were rejected by excluding tracks that were compatible within  $3 n_{\sigma_{\pi,p}}$  with the corresponding particle hypothesis. For tracks with momenta  $p > 5$  GeV/ $c$ , the rejection criterion was reduced to  $2 n_{\sigma_{\pi,p}}$  to increase the  $J/\psi$  reconstruction efficiency at high  $p_T$ . For the MB analysis, the selection criterion for electrons and positrons was set to  $-2 < n_{\sigma_e} < 3$  to improve the signal-to-background ratio at low  $p_T$ .

The efficiencies of the applied selection criteria and of the TRD trigger were obtained from MC simulations. The EPOS-LHC model [35] was used to simulate minimum bias p-Pb collisions, into which one  $J/\psi$  meson per event was embedded. The prompt  $J/\psi$  mesons were generated with a flat rapidity distribution and a realistic  $p_T$  distribution taken from the  $J/\psi$  measurement in the dimuon decay channel at forward rapidity at the same centre-of-mass energy [23]. For the non-prompt  $J/\psi$ , PYTHIA 6.4 [36] was used to generate the  $b\bar{b}$  pairs hadronising into beauty hadrons, subsequently forced to decay into  $J/\psi$ . The  $J/\psi$  decays were then simulated using the EvtGen package [37] together with the PHOTOS model [38] for a proper description of the QED radiative decay channel ( $J/\psi \rightarrow e^+e^-\gamma$ ). The MC simulation assumes the prompt  $J/\psi$  to be unpolarised, while the non-prompt  $J/\psi$



**Figure 2.** Invariant mass distribution of  $e^+e^-$  pairs from  $J/\psi$  decays and from correlated and uncorrelated background sources for the lowest (left) and the highest (right)  $p_T$  interval considered in the analysis. For the highest  $p_T$  interval, the distributions were scaled by a factor 4 for better visibility.

have a small residual polarisation arising from the contributions of the different b-hadron decay channels as implemented in EvtGen [37]. All generated particles were transported through the ALICE detector setup using a GEANT3 model [39] considering a realistic detector response and reproducing the detector performance during the data taking. The TRD trigger was emulated in the simulation, i.e. the same selection criteria were calculated and applied as in real data.

### 3.1 Inclusive $J/\psi$ analysis

The number of raw  $J/\psi$  candidates was extracted in  $p_T$  intervals from the invariant mass distribution ( $m_{ee}$ ) of electron-positron pairs after background subtraction. Figure 2 shows the invariant mass distribution before background subtraction for two illustrative  $p_T$  intervals. The background is composed of pairs of electrons and positrons with different physics origin (uncorrelated background) and to a small extent, of electrons from common sources such as  $c\bar{c}$  and  $b\bar{b}$  decays or jet fragmentation (correlated background). Both background sources, see figure 2, are estimated by means of a hybrid method using the mixed-event technique (ME) for the uncorrelated background and a fitting function for the residual background, as applied in the analyses of minimum bias pp collisions at  $\sqrt{s} = 5$  and 13 TeV [32, 33]. The mixed-event background distribution was normalised in the mass interval  $2 < m_{ee} < 4 \text{ GeV}/c^2$  to the measured distribution of the same-event like-sign pairs, as these are expected to be little affected by correlated sources. After subtraction of the ME background, the residual distribution was then fitted with a polynomial of second order and a MC template for the  $J/\psi$  signal. Counting the number of electron-positron pairs in the mass interval  $2.92 < m_{ee} < 3.16 \text{ GeV}/c^2$ , after subtracting all background sources, yields the raw number of  $J/\psi$  candidates.

The  $p_T$ -differential cross section was obtained by correcting the number of  $J/\psi$  candidates found in a given transverse momentum ( $\Delta p_T$ ) and rapidity ( $\Delta y$ ) interval by the average acceptance and efficiency ( $\langle Acc \times \epsilon_{\text{reco}} \times \epsilon_{\text{mass}} \times \epsilon_{\text{TRDtrg}} \rangle$ ) in these intervals:

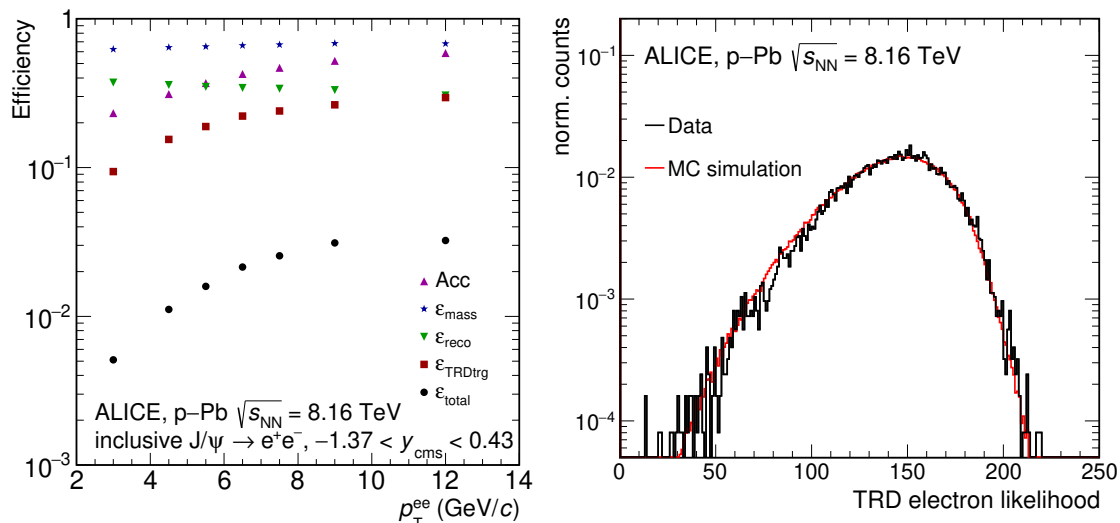
$$\frac{d\sigma^2}{dydp_T} = \frac{N_{J/\psi}^{\text{raw}}}{(\langle Acc \times \epsilon_{\text{reco}} \times \epsilon_{\text{mass}} \times \epsilon_{\text{TRDtrg}} \rangle) \times \text{BR} \times \Delta y \Delta p_T \times \mathcal{L}_{\text{int}}}, \quad (3.1)$$

where BR denotes the branching ratio of  $J/\psi$  to dielectrons ( $5.97 \pm 0.03\%$ ) [40]. The integrated luminosity of the data sample is given by  $\mathcal{L}_{\text{int}} = \frac{N_{\text{MB}}}{\sigma_{\text{MB}}}$ , where  $\sigma_{\text{MB}}$  is the MB trigger cross section obtained from van der Meer scans [41]. The number of MB events  $N_{\text{MB}} = N_{\text{TRD}} \times f_{\text{norm}}$  was calculated from the number of TRD-triggered events  $N_{\text{TRD}}$  and the normalisation factor  $f_{\text{norm}}$ . The latter corresponds to the inverse probability of an MB event being triggered by the TRD as well. Its statistical uncertainty amounts to 0.35%. The evaluation of  $f_{\text{norm}}$  was cross-checked with an alternative method based on the online counters, provided by the central trigger processor, of the number of inspected events at level-0 (MB) and level-1 (TRD-triggered). The ratio of the two numbers is corrected for the slightly different efficiency in event selection in both data samples. Due to the larger number of level-0 trigger counts, this ratio has a smaller statistical uncertainty and agrees on the few per-mill level with the result from the first method. Thus the statistical uncertainty of the first described method is used as the systematic uncertainty of the normalisation factor  $f_{\text{norm}}$ . For the MB analysis, neither the TRD trigger efficiency nor the trigger normalisation factor  $f_{\text{norm}}$  apply.

The acceptance and efficiency factors, determined via the aforementioned MC simulations, correct for the kinematic acceptance ( $Acc$ ), the reconstruction efficiency and the applied selection criteria ( $\epsilon_{\text{reco}}$ ), the TRD trigger efficiency for  $J/\psi$  mesons ( $\epsilon_{\text{TRDtrg}}$ ) and the mass interval chosen to count the  $J/\psi$  signal candidates ( $\epsilon_{\text{mass}}$ ). The individual contributions and the total efficiency are shown in figure 3 (left). The TRD trigger algorithm was emulated in the simulation. The same quantities such as electron likelihood, online  $p_T$ , and number of track segments per stack as in real data were calculated and the analogous trigger decision was derived. By comparing the distributions of these quantities for electrons and positrons in data and MC simulations, it was ensured that the TRD trigger is correctly implemented in simulation and shows the same performance as in data. Figure 3 (right) shows as an example the excellent agreement of the electron and positron likelihood in data and MC simulations for the single-electron trigger with a  $p_T$  threshold at 2 GeV/ $c$ .

The following sources of systematic uncertainties were considered for the determination of the inclusive  $J/\psi$  cross section: (i) track reconstruction efficiency, (ii) electron identification, (iii) signal extraction, (iv) kinematics of the  $J/\psi$  used in the MC simulation, and (v) TRD trigger efficiency (does not apply to the analysis of the MB data sample). The uncertainty of the track reconstruction efficiency is related to the ITS-TPC matching efficiency and to the track selection criteria. No statistically significant systematic effects were found when rerunning the analysis with variations of the track selection criteria, with the exception of the requirement of the number of hits in the SPD layers (hit in first or both layers of the SPD). To estimate the influence of the SPD criterion, a data-driven technique, where pions tagged as belonging to identified  $K_S^0$  decay topologies were used to determine





**Figure 3.** (Left) Efficiency as a function of transverse momentum for the inclusive  $J/\psi$  analysis of the TRD-triggered data. (Right) Electron likelihood estimated from TRD for electrons identified using the TPC particle identification capabilities in data and MC simulations. The electron likelihood is stored in hardware as an unsigned 8-bit value (translating into integer values from 0 to 255).

the single-track uncertainty. The latter was then propagated to the two-track level ( $J/\psi$ ) using a phase space simulation of the  $J/\psi$  decay to dielectrons. This uncertainty was found to amount to 3.1%, independent of the pair  $p_T$ . It was verified using MC simulations that the single-track uncertainty obtained with pions is identical to the one of electrons. Likewise, the uncertainty of the ITS-TPC matching efficiency, describing the probability that a track reconstructed in the TPC also has matching hits in the ITS, was estimated in a data-driven procedure as described in [42] and found to be independent of particle species. The uncertainty was propagated to the two track level ( $J/\psi$ ) and amounts to 2%, independent of  $p_T$ . The two uncertainties were added in quadrature and are considered to be correlated across  $p_T$  intervals.

The uncertainty due to the particle identification was determined using electrons from photon conversions, pions from  $K_S^0$  and protons from  $\Lambda$  decays, topologically reconstructed in data and MC simulations. The comparisons of the electron identification efficiency and hadron rejection in data and MC simulations under variations of the PID selection criteria yield a 2%  $p_T$ -independent uncertainty for the  $J/\psi$  meson. The uncertainty is considered correlated across  $p_T$  intervals.

The raw  $J/\psi$  yield was corrected for the average acceptance and efficiency in a given  $p_T$  interval and is thus sensitive to the kinematic distribution of the inclusive  $J/\psi$  mesons used in the MC simulation. To estimate the related uncertainty, the  $p_T$  spectrum of  $J/\psi$  mesons in the same rapidity range in p-Pb at  $\sqrt{s_{NN}} = 5.02$  TeV [20] was fitted with a power law; then, new distributions were derived by varying the obtained parameters according to the correlation matrix provided by the fit procedure. For each iteration the average acceptance and efficiency in the given  $p_T$  interval was recomputed and the RMS of all values with respect to the default value was taken as uncertainty. In most of the

$p_T$  intervals the uncertainty is negligible; the largest value, 0.2%, is found in the lowest  $p_T$  interval.

The signal extraction uncertainty is composed of contributions from the background description and the  $J/\psi$  signal distribution. The uncertainty related to the background description was determined by choosing different fitting functions for the correlated and uncorrelated background. The studies were performed in two  $p_T$  intervals (2–6 and 6–14 GeV/ $c$ ) with similar background distributions to avoid the statistical uncertainties dominating the systematic uncertainties. The variations show a deviation with respect to the default value of 1.9% for both  $p_T$  intervals. The uncertainty associated with the  $J/\psi$  signal shape was found by varying the mass interval used to count the raw  $J/\psi$  candidates. To reduce statistical fluctuations, the root mean square of all values with respect to the central value was determined for the  $p_T$ -integrated case resulting in an uncertainty of 1.3%.

The uncertainty of the TRD trigger efficiency was estimated based on MC simulations, where the threshold of the electron and positron likelihood value for the trigger decision was varied by an amount corresponding to the granularity with which it is calculated in the front-end electronics, and then the trigger efficiency for  $J/\psi$  mesons was recalculated. The resulting uncertainty is 2.3%. The adopted threshold variation is larger than the one expected from the observed changes in pressure and gas composition, that would lead to a change in gain and thus a change in the electron efficiency of the trigger.

The systematic uncertainties of all sources described above were added in quadrature and amount to a total systematic uncertainty of 5.2% for all  $p_T$  intervals. The total systematic uncertainty of the MB analysis is 4.7%. The branching ratio uncertainty, the MB trigger cross section uncertainty (including also a contribution from its stability over time, as discussed in ref. [41]), and the uncertainty of the TRD trigger normalisation factor  $f_{\text{norm}}$  are added in quadrature to obtain a global normalisation uncertainty of 2%. As the latter contribution is small, this uncertainty also holds for the MB analysis.

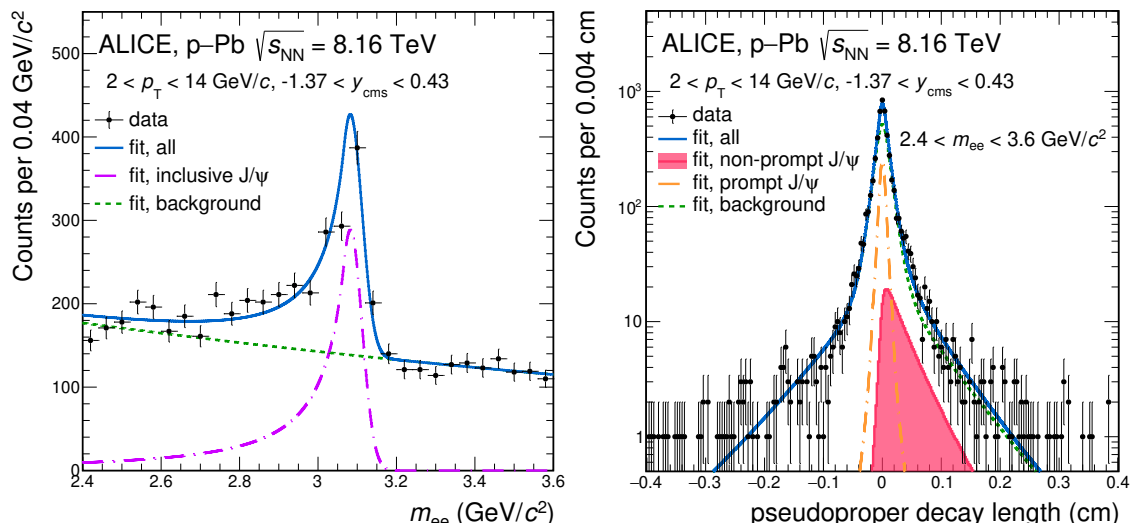
### 3.2 Determination of the non-prompt $J/\psi$ fraction

The non-prompt  $J/\psi$  fraction ( $f_b$ ) was determined as in previous analyses [20, 34, 43–45] on a statistical basis. The method relies on the property that  $J/\psi$  mesons originating from b-hadron decays have, in the studied kinematic range, a decay vertex distribution extending to values well beyond the secondary vertex resolution, in contrast to prompt  $J/\psi$ . As a very good pointing resolution is needed, only  $J/\psi$  candidates with at least one of the decay products having hits in both SPD layers were accepted.

The measurement of the fraction  $f_b$  was carried out via a minimisation of a two-dimensional unbinned negative log-likelihood fit in  $p_T$  intervals, where the invariant mass and the pseudoproper decay length ( $x$ ) distributions of the electron-positron pairs were simultaneously fitted:

$$-\ln L = -\sum_{i=1}^N \ln F(x, m_{ee}). \tag{3.2}$$

The variable  $N$  denotes the number of  $J/\psi$  candidates in the invariant mass interval  $2.4 <$



**Figure 4.** Invariant mass (left) and pseudoproper decay length (right) distributions for  $e^+e^-$  pairs in the  $p_T$  interval  $2 < p_T < 14$  GeV/ $c$ . Only statistical uncertainties are shown. The one-dimensional projections of the different contributions of the fit as described in the text are drawn for each distribution.

$m_{ee} < 3.6$  GeV/ $c^2$  and  $F(x, m_{ee})$  is given as

$$F(x, m_{ee}) = f_{\text{sig}} \times F_{\text{sig}}(x) \times M_{\text{sig}}(m_{ee}) + (1 - f_{\text{sig}}) \times F_{\text{bkgd}}(x) \times M_{\text{bkgd}}(m_{ee}), \quad (3.3)$$

where  $f_{\text{sig}}$  is the fraction of  $e^+e^-$  pairs attributed to prompt and non-prompt  $J/\psi$  within the invariant mass interval  $2.4 < m_{ee} < 3.6$  GeV/ $c^2$ .  $M_{\text{sig}}(m_{ee})$  and  $F_{\text{sig}}(x)$  are the functional forms describing the invariant mass and pseudoproper decay length distributions of the signal.  $M_{\text{bkgd}}(m_{ee})$  and  $F_{\text{bkgd}}(x)$  are the corresponding functional forms of the background component. The pseudoproper decay length is defined as  $x = \frac{c \times L_{xy} \times m_{J/\psi}}{p_T}$ , where  $L_{xy}$  is the transverse projection of the vector from the primary vertex of the event to the  $J/\psi$  decay vertex and  $m_{J/\psi}$  is the  $J/\psi$  pole mass [40]. The signal is composed of a prompt and non-prompt  $J/\psi$  contribution

$$F_{\text{sig}}(x) = f_b^{\text{raw}} \times F_b(x) + (1 - f_b^{\text{raw}}) \times F_P(x), \quad (3.4)$$

where  $f_b^{\text{raw}}$  is the uncorrected fraction of non-prompt  $J/\psi$  and  $F_b(x)$  and  $F_P(x)$  are the pseudoproper decay length distributions of non-prompt and prompt  $J/\psi$ , respectively.

The invariant mass and pseudoproper decay length distributions of  $e^+e^-$  pairs are shown as an example for the  $p_T$  interval  $2 < p_T < 14$  GeV/ $c$  in figure 4. The one-dimensional projections of the different components of the fit are drawn for each distribution. The invariant mass distribution is described in the fit by a Crystal Ball function [46] and an exponential function for the signal and background contributions, respectively. The parameters of the Crystal Ball function were tuned to match the  $J/\psi$  signal shape in MC, which describes well the measured invariant mass distribution of inclusive  $J/\psi$  mesons presented in this article. The analysis of the non-prompt  $J/\psi$  fraction was carried out

for  $p_T > 2 \text{ GeV}/c$  in coarser momentum intervals than the inclusive analysis to reduce statistical fluctuations.

The pseudoproper decay length distribution of prompt  $J/\psi$ , known as the resolution function  $R(x)$ , is given by the finite detector resolution and reconstruction algorithm. The resolution function was determined from MC simulations and is well described by the sum of two Gaussian distributions at its core, with the addition of a power law function for the tails, symmetric around  $x = 0$ . To minimise discrepancies in the  $R(x)$  description between data and MC simulations, the distance-of-closest-approach (DCA) to the primary vertex in the transverse plane for single tracks was tuned in MC simulations via a data-driven approach. In this approach, differences in the mean and width of the DCA distributions were corrected for in MC simulations as a function of  $p_T$ , azimuthal angle and SPD hit configuration, which strongly influences the DCA resolution, using primary pions to match the performance in data. The RMS of the resolution function shows, as expected, a strong dependence on the  $J/\psi$   $p_T$  with values of about  $156 \mu\text{m}$  ( $43 \mu\text{m}$ ) for a  $J/\psi$   $p_T$  of  $2 \text{ GeV}/c$  ( $12 \text{ GeV}/c$ ). The pseudoproper decay length distribution of non-prompt  $J/\psi$  is modelled by the kinematic distribution of  $J/\psi$  from b-hadron decays obtained from the MC simulation convoluted with the resolution function. The relative fractions of the different b-hadron species were reweighted in the MC simulations to match the measurements performed by the LHCb collaboration in pp collisions at  $\sqrt{s} = 13 \text{ TeV}$  [47]. These measurements are consistent with the results, available in a coarser  $p_T$  binning, by the LHCb collaboration in p-Pb collisions at  $\sqrt{s_{NN}} = 8.16 \text{ TeV}$  [24]. As the background contribution changes with invariant mass, see figure 4 (left),  $F_{\text{bgd}}(x)$  was obtained by fitting the pseudoproper decay length distributions from the side bands of the invariant mass distribution ( $2.4 < m_{ee} < 2.8 \text{ GeV}/c^2$  and  $3.2 < m_{ee} < 3.6 \text{ GeV}/c^2$ ) and interpolating the background contribution under the  $J/\psi$  signal peak ( $2.8 < m_{ee} < 3.2 \text{ GeV}/c^2$ ) assuming a linear combination of the background in the left and right side band. The relative fraction of each contribution was included as an additional free parameter in the global fitting.

The final  $f_b$  was then obtained by correcting  $f_b^{\text{raw}}$  by the average acceptance and efficiency of prompt ( $\langle A \times \epsilon \rangle_P$ ) and non-prompt ( $\langle A \times \epsilon \rangle_b$ )  $J/\psi$  in a given  $p_T$  interval:

$$f_b = \left( 1 + \frac{1 - f_b^{\text{raw}}}{f_b^{\text{raw}}} \times \frac{\langle A \times \epsilon \rangle_b}{\langle A \times \epsilon \rangle_P} \right)^{-1}. \quad (3.5)$$

The factors  $\langle A \times \epsilon \rangle$  obtained from the MC simulations are slightly different for prompt and non-prompt  $J/\psi$  due to the different  $p_T$  distributions. For a more realistic treatment, the  $p_T$  distributions in the MC simulations were reweighted to match measurements of prompt and non-prompt  $J/\psi$  mesons performed by the LHCb collaboration at forward rapidity in p-Pb collisions at  $\sqrt{s_{NN}} = 8.16 \text{ TeV}$  [22].

The systematic uncertainties of the  $f_b$  measurement arising from the imprecise knowledge of the probability distributions used in the two-dimensional fit as well as from the input MC  $p_T$  distributions of prompt and non-prompt  $J/\psi$  affecting the  $\langle A \times \epsilon \rangle$  correction factors are summarised in table 1.

To estimate the systematic uncertainty related to the calculation of the average correction factors ( $\langle A \times \epsilon \rangle$ ), the  $p_T$  distributions in MC were not reweighted with the measure-

Sources	$p_T$ (GeV/c)					
	2-4	4-6	6-8	8-10	10-14	2-14
MC input $p_T$ shape	3.0	1.6	1.0	0.8	0.5	6.7
Resolution function $R(x)$	3.4	1.0	0.5	0.4	0.4	1.3
$x$ distr. of non-prompt $J/\psi$ ( $F_b(x)$ )	6.4	1.1	1.7	2.2	0.5	3.8
$x$ distr. of bkgd ( $F_{\text{bkgd}}(x)$ )	3.3	3.7	2.0	1.6	2.1	3.8
Inv. mass p.d.f. of signal ( $M_{\text{sig}}(m_{ee})$ )	2.6	1.9	0.6	2.2	4.8	2.1
Inv. mass p.d.f. of bkgd ( $M_{\text{bkgd}}(m_{ee})$ )	1.5	0.6	0.1	2.4	0.1	0.6
Total	9.0	4.7	2.9	4.3	5.3	9.0

**Table 1.** Systematic uncertainties (in percent) of the  $p_T$ -differential and  $p_T$ -integrated  $f_b$  measurements.

ments by the LHCb collaboration, but instead with ALICE measurements at midrapidity in p-Pb collisions at  $\sqrt{s_{\text{NN}}} = 5.02$  TeV [20]. Due to the coarse binning and the large uncertainties, the central values of the ALICE measurement were fitted with a power law function, which was then used in the reweighting procedure. The differences in the  $f_b$  fractions corrected with the  $\langle A \times \epsilon \rangle$  factors obtained from different  $p_T$  shapes were then taken as systematic uncertainties. The uncertainties are largest for the  $p_T$ -integrated case as well as at low  $p_T$ , where the  $p_T$  distributions rapidly change. As in previous analyses, possible systematic uncertainties due to polarisation are not considered as the measured degree of polarisation is small in pp collisions [48–50] and no measurement yet exists for p-Pb collisions. In the MC simulations used, no polarisation is implemented for prompt  $J/\psi$ , while due to the contributions of the different b-hadron species a small polarisation arises for non-prompt  $J/\psi$  as implemented in EvtGen. Assuming no polarisation also for non-prompt  $J/\psi$  would lead, as studied in ref. [20], to a 4% (1%) variation of  $\langle A \times \epsilon \rangle$  at low (high)  $p_T$ .

The description of the DCA distribution for single tracks in the MC simulation was improved via a data-driven approach using charged pions to reduce the systematic uncertainties of the resolution function  $R(x)$ . To study the influence of bremsstrahlung for electrons, the DCA resolution was varied based on the observed resolution difference between electrons and pions in the MC simulation. Two extreme scenarios were considered: one where the bremsstrahlung effect is twice as large in data as in MC, and the other where the bremsstrahlung effect is null in data. The  $f_b$  values were extracted for both hypotheses and the differences with respect to the standard scenario were taken as the systematic uncertainty of the resolution function  $R(x)$ .

The  $p_T$ -differential spectra of the b-hadron species used as input for building the pseudoproper decay length distribution  $F_b(x)$  of  $e^+e^-$  pairs from non-prompt  $J/\psi$  decays were simulated using PYTHIA 6.4 [36], which yields compatible results to those obtained with FONLL [51–53]. As the latter describes measurements in the b-hadron sector in pp collisions well [43, 54, 55], no additional systematic uncertainties related to the  $p_T$ -shapes were added. Uncertainties related to the decay kinematics were studied using PYTHIA 6.4 instead of the event generator EvtGen and the absolute differences in the resulting  $f_b$  values were assigned as the systematic uncertainties of the functional forms of the pseudoproper decay length of non-prompt  $J/\psi$ .

The  $F_{\text{bkgd}}(x)$  uncertainties were evaluated by changing the width of the side band regions as well as the extrapolated region under the signal peak.

The systematic uncertainties related to the signal and background templates used for fitting the invariant mass distributions of the  $e^+e^-$  pairs were estimated by exchanging the MC  $J/\psi$  signal shape with one including only pairs originating from radiative or non-radiative decays, and by using different background fit functions (first and second order polynomials) as well as the invariant mass distribution of the same-sign electron pairs. The usage of the MC signal shape with either only radiative or non-radiative decays leads to extreme variations of the tail of the invariant mass distribution towards lower masses. The differences between the  $f_b$  values resulting from the aforementioned variations of the template and the default  $f_b$  values were taken as a systematic uncertainty.

Studies with a dedicated MC simulation showed that differences in TRD trigger efficiency for prompt and non-prompt  $J/\psi$  are negligible.

All the aforementioned uncertainties were added in quadrature yielding the total uncertainties listed in table 1.

## 4 Proton-proton reference

In order to evaluate the impact of nuclear effects on the inclusive as well as prompt and non-prompt  $J/\psi$  production in p–Pb collisions, reference cross sections are needed which reflect the production in the absence of cold nuclear matter and hot-medium related effects. Since measurements in proton-proton collisions at the same collision energy are not available, the reference distributions had to be obtained from measured data at different centre-of-mass energies. The procedures are described in the following.

### 4.1 Reference for the inclusive $J/\psi$ analysis

The calculation of the inclusive  $J/\psi$  production cross section at  $\sqrt{s} = 8.16$  TeV is based on an assumption on the shape of the  $J/\psi$   $p_T$ -differential cross section as well as an interpolation between measured results at different collision energies to obtain the  $p_T$ -integrated cross section and the average transverse momentum ( $\langle p_T \rangle$ ). With a suitable transformation, the  $J/\psi$   $p_T$ -differential cross section can be described by a universal function [56], independent of collision energy and rapidity. The universal function is defined as

$$\frac{\langle p_T \rangle}{d\sigma/dy} \times \frac{d^2\sigma}{dydp_T} = \frac{2(n-1) \cdot C^2 \times p_T / \langle p_T \rangle}{(1 + C^2 \times (p_T / \langle p_T \rangle)^2)^n}, \quad (4.1)$$

with  $C = \Gamma(3/2)\Gamma(n - 3/2)/\Gamma(n - 1)$ , where  $n$  is left as the only free fit parameter if the values of the  $p_T$ -integrated  $J/\psi$  cross section and  $\langle p_T \rangle$  are known. The universal function was fitted to the available  $J/\psi$  data [18, 32, 49, 57–62], which range from 1.96 to 13 TeV in centre-of-mass energy with a  $p_T$  range from zero to 20 GeV/ $c$ , resulting in  $n = 3.45 \pm 0.05$ . The uncertainty of the parameter  $n$  was obtained by excluding individual  $J/\psi$  measurements and repeating the fit. Once the  $\langle p_T \rangle$  and the  $p_T$ -integrated cross section are known, the  $p_T$ -differential reference at  $\sqrt{s} = 8.16$  TeV can then be calculated.

The  $\langle p_T \rangle$  value of  $2.86 \pm 0.03$  GeV/ $c$  at  $\sqrt{s} = 8.16$  TeV was evaluated from the fit function  $\langle p_T \rangle(\sqrt{s}) = a + b \times \log(\sqrt{s})$ , which describes the evolution of the measured  $\langle p_T \rangle$  at midrapidity well over three orders of magnitude as a function of collision energy from 0.2 to 13 TeV [33].

For the interpolation of the  $p_T$ -integrated  $J/\psi$  cross section at midrapidity, it is assumed that the collision-energy dependence of  $J/\psi$  production is the same as the one of  $c\bar{c}$  quark pair production. As FONLL describes the available measurements of  $\sigma_{c\bar{c}}$  well [63], the  $p_T$ -integrated  $J/\psi$  production cross section was estimated by scaling the  $c\bar{c}$  cross sections calculated by FONLL with the PDF set CTEQ 6.6 [51–53]. The  $c\bar{c}$  cross section  $\sigma_{c\bar{c}}(|y| < 0.5) = d\sigma_{c\bar{c}}/dy$  was calculated for midrapidity and for  $p_T < 50$  GeV/ $c$  for all collision energies from 0.2 to 13 TeV for which measurements of the  $p_T$ -integrated  $J/\psi$  production cross section at midrapidity and low  $p_T$  exist [32, 33, 57, 64–66]. Via a  $\chi^2$  minimisation, the collision energy dependence of the FONLL cross sections was scaled to the measured  $J/\psi$  production cross sections showing a good agreement between the energy dependence of the FONLL calculations and the one of the measured data. The model uncertainties, i.e. the charm quark mass, renormalisation and factorisation scales, are large, but were assumed to be fully correlated over the collision energy and thus should not change the shape of the energy dependence. The cross section was then extracted by evaluating the scaled FONLL curve at  $\sqrt{s} = 8.16$  TeV. For the estimation of the statistical and systematic uncertainties of the scaling procedure, each data point was shifted by its statistical or systematic uncertainty, respectively, independently from the other data points, i.e. the uncertainties were assumed to be uncorrelated across collision energies. These variations were repeated multiple times leading to a Gaussian distribution with the mean being the evaluated central  $J/\psi$  cross section value and the width providing a  $1\sigma$  uncertainty. The resulting  $p_T$ -integrated  $J/\psi$  cross section at  $\sqrt{s} = 8.16$  TeV and midrapidity ( $|y| < 0.9$ ) is  $\text{BR} \times \frac{d\sigma}{dy} = 452.3 \pm 2.1$  (stat.)  $\pm 16.5$  (syst.) nb.

Using the universal function and the parameters obtained above, the  $p_T$ -differential  $J/\psi$  production cross section was calculated for the same  $p_T$  intervals as the p–Pb measurement. The resulting pp reference is shown in figure 5 (left) scaled by the Pb mass number ( $A = 208$ ). The systematic uncertainty has a correlated and uncorrelated component across  $p_T$  intervals. The correlated uncertainty originates from the interpolated  $p_T$ -integrated  $J/\psi$  cross section and is about 3.8%. The uncorrelated uncertainty is composed of the statistical and systematic uncertainty of the input  $p_T$  spectra and  $\langle p_T \rangle$  as well as the shape uncertainty of the universal fit function. The latter is the dominating contribution to the uncertainty and was estimated to be 1% for  $p_T < 7$  GeV/ $c$  and 5% above. It was determined by comparing the  $p_T$  shape obtained with the universal fit function to the measured distributions for several collision energies. For illustration purposes, the correlated and uncorrelated uncertainties were added in quadrature and are shown as a grey band in figure 5 (left).

## 4.2 Reference for the non-prompt $J/\psi$ fraction analysis

The non-prompt  $J/\psi$  fraction  $f_b$  as a function of  $p_T$  in pp collisions shows a slight dependence on centre-of-mass energy. As no measured pp reference at  $\sqrt{s} = 8.16$  TeV exists, the

$p_T$ -differential  $f_b$  fractions were obtained via an interpolation method based on measurements available at midrapidity at other centre-of-mass energies ranging from 1.96 TeV to 13 TeV [18, 34, 57, 58, 67]. At each energy with available measurements, the  $p_T$ -differential  $f_b$  values with their statistical and systematic uncertainties added in quadrature were fitted with a function. The latter was obtained as the ratio of the FONLL calculated  $p_T$ -differential production cross section of non-prompt  $J/\psi$  and the universal function representing the inclusive  $J/\psi$  measurement (see section 4.1). The parameters of the universal fit function were not constrained, to allow for the varying  $p_T$ -dependence of  $f_b$  measured at each collision energy. For the fit results at each energy a  $1\sigma$  uncertainty band was obtained based on the experimental uncertainties of the considered measurements as well as the FONLL uncertainties (beauty quark mass, renormalisation and factorisation scale), with the latter being the dominant contribution.

In the next step, the  $f_b$  fractions evaluated in narrow  $p_T$  intervals from the fitted functions were parameterised as a function of centre-of-mass energy assuming a linear dependence to obtain the  $f_b$  value for  $\sqrt{s} = 8.16$  TeV. Repeating this procedure with the upper and lower edge of the  $1\sigma$  uncertainty band of the fit function yielded the systematic uncertainties of the  $f_b$  values used as pp reference. Replacing the linear function by a power law or exponential function resulted in a negligible systematic uncertainty.

As the  $p_T$  intervals used in this analysis are coarse and the  $f_b$  values change within the  $p_T$  intervals, the average  $f_b$  values and their related uncertainties were then determined for each  $p_T$  interval using the  $p_T$  distribution as a weight. The uncertainty amounts to 6% in the first  $p_T$  interval,  $2 < p_T < 4$  GeV/ $c$ , and is negligible above.

## 5 Results

The  $p_T$ -differential production cross section of inclusive  $J/\psi$  in p-Pb collisions at  $\sqrt{s_{NN}} = 8.16$  TeV is shown in figure 5 (left). The statistical and systematic uncertainties are shown as bars and boxes, respectively. The measurements cover the  $p_T$  intervals 0–2 GeV/ $c$  and from 2 up to 14 GeV/ $c$  obtained from the MB and the TRD-triggered data samples, respectively. The usage of the single-electron triggers provided by the TRD strongly enhances the number of  $J/\psi$  measured at intermediate and high  $p_T$ .

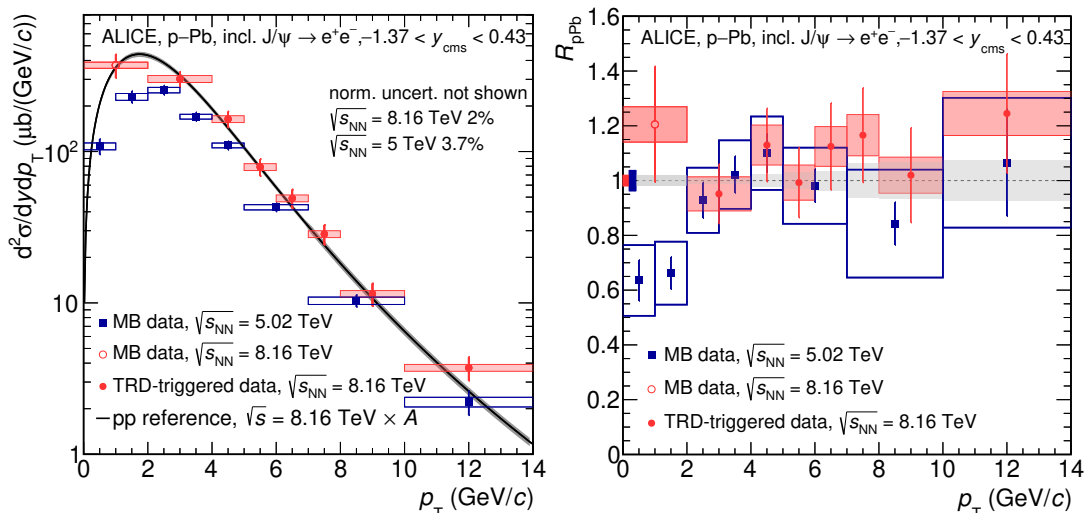
As expected for the higher collision energy, the  $p_T$ -differential production cross section at  $\sqrt{s_{NN}} = 8.16$  TeV is consistently above the measurement at  $\sqrt{s_{NN}} = 5.02$  TeV, albeit the shapes are very similar for  $p_T > 2$  GeV/ $c$ . Also depicted in figure 5 (left) is the pp reference spectrum for  $\sqrt{s} = 8.16$  TeV obtained as discussed in section 4 and scaled by the mass number of Pb ( $A = 208$ ). It can be observed that the modifications in p-Pb compared to pp collisions are small for  $p_T > 2$  GeV/ $c$ .

To quantify the nuclear effects, the nuclear modification factor  $R_{pPb}$  is calculated from the production cross sections in p-Pb and pp collisions:

$$R_{pPb} = \frac{d^2\sigma_{J/\psi}^{pPb}/dydp_T}{A \times d^2\sigma_{J/\psi}^{pp}/dydp_T}, \quad (5.1)$$

where  $A$  is the mass number of the Pb nucleus and  $d^2\sigma_{J/\psi}^{pPb}/dydp_T$  and  $d^2\sigma_{J/\psi}^{pp}/dydp_T$  are the  $p_T$ -differential production cross sections in p-Pb and pp collisions at the same collision





**Figure 5.** (Left)  $p_T$ -differential inclusive  $J/\psi$  production cross section in MB and TRD-triggered p–Pb collisions at  $\sqrt{s_{NN}} = 8.16$  TeV in comparison with the measurements at  $\sqrt{s_{NN}} = 5.02$  TeV [20]. The statistical and systematic uncertainties are shown as error bars and boxes. Also depicted is the pp reference spectrum at  $\sqrt{s} = 8.16$  TeV obtained via the procedure described in section 4 and multiplied by the mass number of the Pb nucleus ( $A = 208$ ). The grey band represents the combined correlated and uncorrelated uncertainties. (right)  $R_{pPb}$  of inclusive  $J/\psi$  in MB and TRD-triggered p–Pb collisions at  $\sqrt{s_{NN}} = 5.02$  TeV and 8.16 TeV. The statistical and systematic uncertainties are shown as error bars and boxes. For the 8.16 TeV measurement, the uncorrelated uncertainties of the pp reference are shown as a band around unity. The normalisation uncertainties are shown as coloured boxes around unity at zero  $p_T$ .

energy. The nuclear modification factor is expected to be equal to unity in the absence of nuclear effects.

Figure 5 (right) shows the  $p_T$ -differential  $R_{pPb}$  values for inclusive  $J/\psi$  production. The error bars represent the statistical uncertainties, the boxes the systematic uncertainties. The latter were derived by adding in quadrature the systematic uncertainties of the p–Pb result and the systematic uncertainties correlated in  $p_T$  of the pp reference spectrum. The uncorrelated uncertainties of the pp reference spectrum are shown as a band around unity. The normalisation uncertainty is shown as a box around unity at zero  $p_T$ .

For  $p_T > 2$  GeV/ $c$ , the  $R_{pPb}$  is consistent with unity. This tendency was already observed at the lower energy of  $\sqrt{s_{NN}} = 5.02$  TeV. The data indicate that nuclear effects do not exceed 20% in the kinematic range above  $p_T = 2$  GeV/ $c$  taking into account the deviation from unity and the related statistical and systematic uncertainties. The  $R_{pPb}$  for  $p_T < 2$  GeV/ $c$  from the MB analysis is, considering uncertainties, larger than the one at the lower centre-of-mass energy by two standard deviations. However, no significant conclusion can be drawn due to the limited size of the MB data sample.

To enhance the precision of the  $p_T$ -integrated  $R_{pPb}$  value, an extrapolation down to zero- $p_T$  of the cross section measured with the TRD-triggered data sample is used instead of the minimum bias result. The measured visible cross section for  $p_T > 2$  GeV/ $c$  corresponds to about two-thirds of the  $p_T$ -integrated cross section at midrapidity. The extrapolation

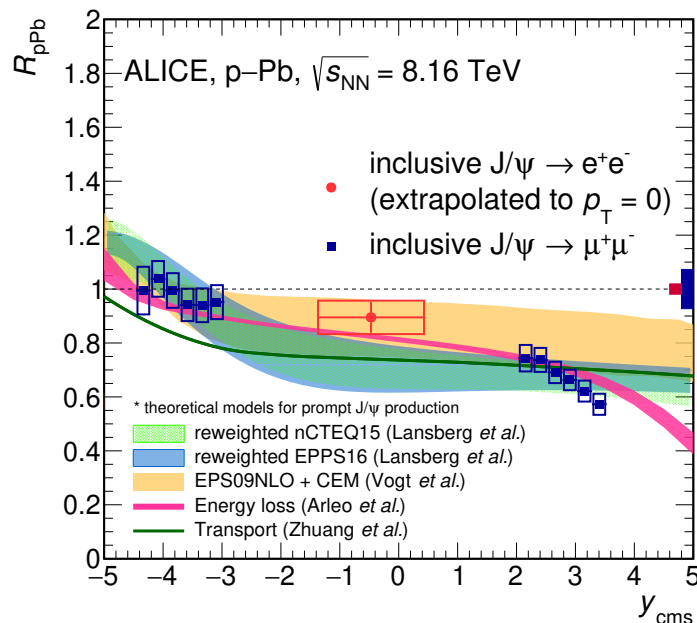
method uses the  $p_T$ -differential measurement in p–Pb collisions at  $\sqrt{s_{NN}} = 5.02$  TeV assuming that cold nuclear matter effects influencing  $J/\psi$  production are the same at both collision energies. This is very well supported by the findings at forward and backward rapidity by the ALICE and LHCb collaborations within their present measurement accuracy [22, 23]. The extrapolation factor  $F$  was computed as the ratio of the cross section in the  $p_T$  interval 0–2 GeV/ $c$  to the one in 2–14 GeV/ $c$ . Taking into account the hardening of the  $p_T$  spectrum as observed in pp collisions between the two collision energies as estimated using the universal function (see section 4) with the mean  $p_T$  parameters for each energy, the extrapolation factor  $F = 0.46 \pm 0.04(\text{stat.}) \pm 0.04(\text{syst.})$  was derived. The statistical and systematic uncertainties of the extrapolation factor were determined by adding in quadrature or linearly, respectively, the uncertainties of each  $p_T$  interval of the p–Pb 5.02 TeV cross section measurement. The systematic uncertainty also includes the uncertainties related to the evaluation of the hardening of the  $p_T$  spectrum and to possible differences in cold nuclear matter effects at both energies. The first contribution was determined by modifying the parameters of the universal function by the uncertainties of the mean  $p_T$  values for both energies, resulting in a modification of the  $F$  factor by 3%. The second contribution was estimated by computing the difference in the  $J/\psi$  cross section calculations including cold nuclear matter effects via the EPPS16 nPDF sets by Lansberg et al. [68, 69] at both energies, assuming the uncertainties of the calculations to be highly correlated between energies. Repeating the calculation of the  $F$  factor with the obtained difference yields a 2.5% uncertainty. All contributions to the total systematic uncertainty of the extrapolation factor  $F$  were added quadratically.

The extrapolated  $p_T$ -integrated inclusive  $J/\psi$  cross section is then given by:

$$\frac{d\sigma_{\text{inclusive } J/\psi}^{\text{extra}}}{dy} = (1 + F) \times \frac{d\sigma_{\text{inclusive } J/\psi}^{\text{vis}}}{dy} = 1409 \pm 89(\text{stat.}) \pm 84(\text{syst.})\mu\text{b}, \quad (5.2)$$

where  $\frac{d\sigma_{\text{inclusive } J/\psi}^{\text{vis}}}{dy} = 968 \pm 56(\text{stat.}) \pm 50(\text{syst.})\mu\text{b}$  denotes the measured visible cross section of inclusive  $J/\psi$  in the  $p_T$  interval  $2 < p_T < 14$  GeV/ $c$  at midrapidity ( $-1.37 < y_{\text{cms}} < 0.43$ ) in p–Pb collisions at  $\sqrt{s_{NN}} = 8.16$  TeV. The  $p_T$ -integrated  $R_{\text{pPb}}$  value, depicted in figure 6, was then obtained as in eq. 5.1. The  $p_T$ -integrated cross section for pp collisions at the same collision energy was obtained via the interpolation method discussed in section 4. The systematic uncertainties of the  $R_{\text{pPb}}$  value were calculated by adding in quadrature the systematic uncertainties of the extrapolated  $p_T$ -integrated inclusive  $J/\psi$  cross section in p–Pb and of the cross section in pp collisions.

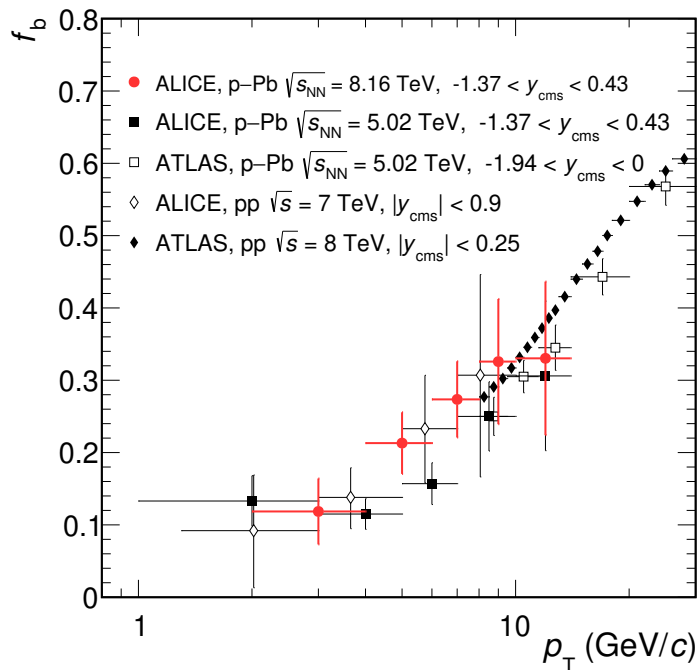
Also shown in figure 6 are the ALICE measurements for inclusive  $J/\psi$  in the dimuon decay channel at forward ( $2.03 < y_{\text{cms}} < 3.53$ ) and backward ( $-4.46 < y_{\text{cms}} < -2.96$ ) rapidity [23] at the same collision energy, as well as several theoretical calculations for prompt  $J/\psi$ . The calculations by Lansberg et al. are based on the framework of NRQCD factorisation with nCTEQ15 and EPPS16 nPDF sets that were reweighted to include results from the RHIC and LHC colliders [68–70]. The calculation by Vogt et al. is based on a pure shadowing scenario employing the next-to-leading order (NLO) Color Evaporation Model (CEM) with the EPS09 shadowing parametrisation [71]. This older parton



**Figure 6.**  $p_T$ -integrated  $R_{pPb}$  values for inclusive  $J/\psi$  production as a function of  $y_{cms}$  in comparison with results at forward and backward rapidity by the ALICE collaboration [23]. The statistical and systematic uncertainties are shown as error bars and boxes. The overall normalisation uncertainties are shown as boxes around unity at large  $y_{cms}$ . Also shown are the results of theoretical calculations which refer to prompt  $J/\psi$  [10, 12, 68, 73–76].

distribution function was obtained before collider data were available. The calculation by Arleo et al. [72] includes effects of momentum broadening, coherent parton energy loss and no nuclear shadowing of the gluon PDF. The model by Zhuang et al. [12] includes final-state effects (so-called hot nuclear matter effects), where the  $c\bar{c}$  states interact with the system generated in the collision, as well as nuclear shadowing using the EPS09 gluon nPDF. The theoretical models describing the forward and backward rapidity results, also agree within uncertainties with the measurement at midrapidity. While the  $p_T$ -integrated inclusive yield is strongly dominated by the prompt  $J/\psi$ , the  $p_T$ -differential results for prompt and non-prompt  $J/\psi$  are separately compared with models, in the following part of this section.

The fraction of  $J/\psi$  originating from  $b$ -hadron decays ( $f_b$ ) is shown as a function of  $J/\psi$   $p_T$  in figure 7. In addition to the results presented in this article, similar measurements from p–Pb collisions at  $\sqrt{s_{NN}} = 5.02$  TeV and from pp collisions at 7 and 8 TeV, performed by the ALICE and ATLAS collaborations, are depicted. For all data shown, the statistical and systematic uncertainties were added quadratically. The measurements show the complementarity of the experiments at the LHC; in particular ALICE provides measurements at low and intermediate  $p_T$  while ATLAS has results at high  $p_T$ . In the common  $p_T$  interval the results from the different experiments are in good agreement. The emerging picture is a rise of  $f_b$  with increasing  $p_T$  from values close to 0.1 in the 1–2 GeV/ $c$  interval to values exceeding 0.5 at  $p_T$  larger than 20 GeV/ $c$ . With the current experimental



**Figure 7.** Fraction of  $J/\psi$  originating from  $b$ -hadron decays as a function of  $J/\psi$   $p_T$  in comparison with analogous measurements, also at midrapidity, in pp and p–Pb collisions by the ALICE and ATLAS collaborations [20, 43, 67, 79]. The statistical and systematic uncertainties of the measurements were added in quadrature.

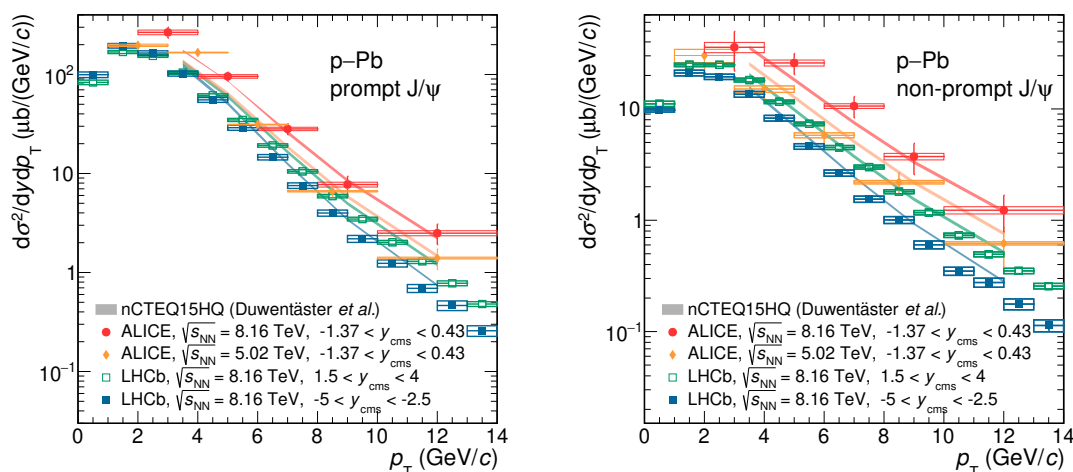
uncertainties, one cannot discern differences between the results for pp and p–Pb collisions or at different collision energies. The experimental precision at low and intermediate  $p_T$  is expected to significantly improve with the much larger data samples and tracking precision of the upgraded ALICE detector in LHC Runs 3 and 4 [77, 78].

The  $p_T$ -integrated fraction of non-prompt  $J/\psi$  for the  $p_T$  interval  $2 < p_T < 14$  GeV/ $c$  at midrapidity ( $-1.37 < y_{\text{cms}} < 0.43$ ) in p–Pb collisions at  $\sqrt{s_{\text{NN}}} = 8.16$  TeV is  $f_b^{\text{vis}} = 0.18 \pm 0.03(\text{stat.}) \pm 0.02(\text{sys.})$ . Using the integrated inclusive cross section in the same kinematic region, the prompt and non-prompt  $J/\psi$  cross sections per unit of rapidity were obtained as:

$$\begin{aligned} \frac{d\sigma_{\text{prompt } J/\psi}^{\text{vis}}}{dy} &= (1 - f_b^{\text{vis}}) \times \frac{d\sigma_{\text{inclusive } J/\psi}^{\text{vis}}}{dy} = 797 \pm 66(\text{stat.}) \pm 32(\text{syst.})\mu\text{b} \quad \text{and} \\ \frac{d\sigma_{\text{non-prompt } J/\psi}^{\text{vis}}}{dy} &= f_b^{\text{vis}} \times \frac{d\sigma_{\text{inclusive } J/\psi}^{\text{vis}}}{dy} = 169 \pm 30(\text{stat.}) \pm 17(\text{syst.})\mu\text{b}. \end{aligned} \quad (5.3)$$

The  $p_T$ -differential production cross sections of prompt and non-prompt  $J/\psi$  are displayed in the left- and right-hand panels of figure 8 together with the corresponding measurements at forward and backward rapidity released by the LHCb collaboration at the same centre-of-mass energy, and with the ALICE measurements at midrapidity at  $\sqrt{s_{\text{NN}}} = 5.02$  TeV.

The cross section is larger at midrapidity compared to the corresponding measurements at forward and backward rapidity at the same centre-of-mass energy and shows a similar



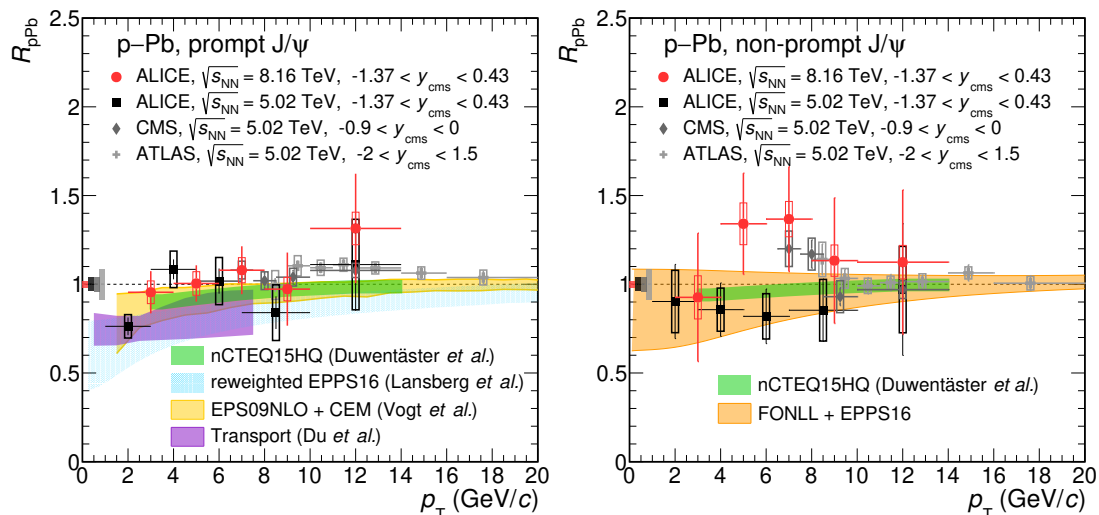
**Figure 8.**  $p_T$ -differential production cross sections of prompt (left) and non-prompt (right)  $J/\psi$  together with corresponding results at forward and backward rapidity by the LHCb collaboration [22] and ALICE measurements at midrapidity at  $\sqrt{s_{NN}} = 5.02$  TeV [20]. The statistical and systematic uncertainties are represented as error bars and boxes for each data point. The normalisation uncertainties are not shown. The measurements are compared with calculations using the latest version of the CTEQ nPDFs, nCTEQ15HQ [80], see text for details.

$p_T$  dependence as the measurement at  $\sqrt{s_{NN}} = 5.02$  TeV for  $p_T > 2$  GeV/c. The measurements are very well described by the calculations from P. Duwentäster et al. which utilise the latest version of the CTEQ15 nPDF set, the nCTEQ15HQ set [80]. Here, for the cross section calculations, the effective scattering matrix elements were determined from measurements in pp collisions in a data-driven approach following ref. [81] and validated with NLO calculations in NRQCD for quarkonium and the general-mass variable-flavor-number scheme [82] for the open heavy-flavour mesons. To obtain this nPDF set, measurements from the LHC on heavy quark and quarkonium production were used to constrain the gluon density down to Bjorken- $x \sim 10^{-5}$ . Compared to the nCTEQ15 fit, not taking into account the LHC data, the uncertainty of the gluon PDF in Pb is reduced by a factor 3 around Bjorken- $x = 10^{-4}$ . The measured prompt  $J/\psi$  spectrum at midrapidity is mostly driven by the nuclear gluon PDF in the Bjorken- $x$  range  $2 \times 10^{-4}$  to  $10^{-3}$ , where the ratio of the nuclear relative to the proton gluon PDF is 0.69–0.79 in the new nCTEQ15HQ fit.

The prompt and non-prompt  $J/\psi$  nuclear modification factors were calculated as

$$\begin{aligned}
 R_{pPb}^{\text{prompt } J/\psi} &= \frac{1 - f_b^{\text{pPb}}}{1 - f_b^{\text{pp}}} \times R_{pPb} \quad \text{and} \\
 R_{pPb}^{\text{non-prompt } J/\psi} &= \frac{f_b^{\text{pPb}}}{f_b^{\text{pp}}} \times R_{pPb},
 \end{aligned}
 \tag{5.4}$$

where  $R_{pPb}$  denotes the inclusive  $J/\psi$  nuclear modification factors shown in figure 5. The fractions of  $J/\psi$  originating from  $b$ -hadron decays in p–Pb and pp collisions are represented by  $f_b^{\text{pPb}}$  and  $f_b^{\text{pp}}$ , with the latter obtained via an interpolation procedure as discussed in section 4.2.



**Figure 9.**  $p_T$ -differential  $R_{pPb}$  of prompt (left) and non-prompt (right)  $J/\psi$  together with corresponding results in p–Pb collisions at  $\sqrt{s_{NN}} = 5.02$  TeV [18, 20, 79] and theoretical calculations [13, 68, 74, 75, 80]. The statistical and systematic uncertainties are represented as error bars and boxes for each data point. The normalisation uncertainties are indicated as boxes around unity at zero  $p_T$ .

The resulting nuclear modification factors are shown as a function of  $J/\psi$   $p_T$  in figure 9 for  $p_T > 2$  GeV/ $c$ . The displayed systematic uncertainties, shown as open boxes, include the uncertainties of the  $f_b$  values for pp and p–Pb collisions as well as the correlated and uncorrelated uncertainties of the inclusive  $J/\psi$   $R_{pPb}$  values. The prompt and non-prompt  $J/\psi$  nuclear modification factors are consistent with unity within statistical and systematic uncertainties. Measurements performed at midrapidity in p–Pb collisions at  $\sqrt{s_{NN}} = 5.02$  TeV by the ALICE, ATLAS and CMS collaborations, shown for comparison, agree with our results for  $p_T$  above 2 GeV/ $c$ , while the value for the lowest  $p_T$  bin for prompt  $J/\psi$  at  $\sqrt{s_{NN}} = 5.02$  TeV from ALICE is significantly below unity.

Several theoretical calculations for prompt  $J/\psi$ , introduced before when discussing the rapidity dependence in figure 6, are shown for comparison with the measured  $p_T$ -differential  $R_{pPb}$  in figure 9 (left). Also depicted is the transport calculation by Du et al. [13], based on the kinetic rate-equation approach within a fireball model and previously used for heavy-ion and d-Au collisions, for the p–Pb collision system. Shadowing effects were considered in the calculation by Vogt et al. via the pre-LHC EPS09 nPDFs. The theoretical calculations describe the low  $p_T$  data where the model should be applicable. The calculation by Lansberg et al. [68] tends to be systematically below the data in the  $p_T$  range below 10 GeV/ $c$ , only approaching unity at 20 GeV/ $c$ . The approach based on the CEM and EPS09 nPDFs as well as the NLO pQCD calculation of Duwentäser et al. are closest to the data. The latter calculation has the smallest uncertainties profiting from the latest version of the nCTEQ15HQ nPDF set. This is also the case for the corresponding studies on non-prompt  $J/\psi$  shown in figure 9 (right). Also shown are results from a FONLL computation employing EPPS16 nPDFs [75], whose uncertainties strongly increase with decreasing  $p_T$ .

## 6 Summary

This article presents for the first time the  $p_T$ -differential production cross sections and nuclear modification factors  $R_{pPb}$  of inclusive, prompt and non-prompt  $J/\psi$  at midrapidity ( $-1.37 < y_{cms} < 0.43$ ) in p-Pb collisions at  $\sqrt{s_{NN}} = 8.16$  TeV with the ALICE detector at the LHC. The measurements were made possible by the usage of online single-electron triggers provided by the Transition Radiation Detector. Within the experimental and theoretical model uncertainties, the  $p_T$ -differential cross sections are well described by the calculations assuming only nuclear modified PDFs, with no final-state effects. The consistency of the measured  $R_{pPb}$  value of prompt  $J/\psi$  with unity shows that in the studied kinematic range cold nuclear matter effects are modest, even smaller than predicted by most theoretical calculations.

## Acknowledgments

The ALICE Collaboration would like to thank all its engineers and technicians for their invaluable contributions to the construction of the experiment and the CERN accelerator teams for the outstanding performance of the LHC complex. The ALICE Collaboration gratefully acknowledges the resources and support provided by all Grid centres and the Worldwide LHC Computing Grid (WLCG) collaboration. The ALICE Collaboration acknowledges the following funding agencies for their support in building and running the ALICE detector: A. I. Alikhanyan National Science Laboratory (Yerevan Physics Institute) Foundation (ANSL), State Committee of Science and World Federation of Scientists (WFS), Armenia; Austrian Academy of Sciences, Austrian Science Fund (FWF): [M 2467-N36] and Nationalstiftung für Forschung, Technologie und Entwicklung, Austria; Ministry of Communications and High Technologies, National Nuclear Research Center, Azerbaijan; Conselho Nacional de Desenvolvimento Científico e Tecnológico (CNPq), Financiadora de Estudos e Projetos (Finep), Fundação de Amparo à Pesquisa do Estado de São Paulo (FAPESP) and Universidade Federal do Rio Grande do Sul (UFRGS), Brazil; Bulgarian Ministry of Education and Science, within the National Roadmap for Research Infrastructures 2020;2027 (object CERN), Bulgaria; Ministry of Education of China (MOEC), Ministry of Science & Technology of China (MSTC) and National Natural Science Foundation of China (NSFC), China; Ministry of Science and Education and Croatian Science Foundation, Croatia; Centro de Aplicaciones Tecnológicas y Desarrollo Nuclear (CEADEN), Cubaenergía, Cuba; Ministry of Education, Youth and Sports of the Czech Republic, Czech Republic; The Danish Council for Independent Research | Natural Sciences, the VILLUM FONDEN and Danish National Research Foundation (DNRF), Denmark; Helsinki Institute of Physics (HIP), Finland; Commissariat à l’Energie Atomique (CEA) and Institut National de Physique Nucléaire et de Physique des Particules (IN2P3) and Centre National de la Recherche Scientifique (CNRS), France; Bundesministerium für Bildung und Forschung (BMBF) and GSI Helmholtzzentrum für Schwerionenforschung GmbH, Germany; General Secretariat for Research and Technology, Ministry of Education, Research and Religions, Greece; National Research, Development and Innovation Office, Hungary;

Department of Atomic Energy Government of India (DAE), Department of Science and Technology, Government of India (DST), University Grants Commission, Government of India (UGC) and Council of Scientific and Industrial Research (CSIR), India; National Research and Innovation Agency - BRIN, Indonesia; Istituto Nazionale di Fisica Nucleare (INFN), Italy; Japanese Ministry of Education, Culture, Sports, Science and Technology (MEXT) and Japan Society for the Promotion of Science (JSPS) KAKENHI, Japan; Consejo Nacional de Ciencia (CONACYT) y Tecnología, through Fondo de Cooperación Internacional en Ciencia y Tecnología (FONCICYT) and Dirección General de Asuntos del Personal Académico (DGAPA), Mexico; Nederlandse Organisatie voor Wetenschappelijk Onderzoek (NWO), Netherlands; The Research Council of Norway, Norway; Commission on Science and Technology for Sustainable Development in the South (COMSATS), Pakistan; Pontificia Universidad Católica del Perú, Peru; Ministry of Education and Science, National Science Centre and WUT ID-UB, Poland; Korea Institute of Science and Technology Information and National Research Foundation of Korea (NRF), Republic of Korea; Ministry of Education and Scientific Research, Institute of Atomic Physics, Ministry of Research and Innovation and Institute of Atomic Physics and University Politehnica of Bucharest, Romania; Ministry of Education, Science, Research and Sport of the Slovak Republic, Slovakia; National Research Foundation of South Africa, South Africa; Swedish Research Council (VR) and Knut & Alice Wallenberg Foundation (KAW), Sweden; European Organization for Nuclear Research, Switzerland; Suranaree University of Technology (SUT), National Science and Technology Development Agency (NSTDA), Thailand Science Research and Innovation (TSRI) and National Science, Research and Innovation Fund (NSRF), Thailand; Turkish Energy, Nuclear and Mineral Research Agency (TENMAK), Turkey; National Academy of Sciences of Ukraine, Ukraine; Science and Technology Facilities Council (STFC), United Kingdom; National Science Foundation of the United States of America (NSF) and United States Department of Energy, Office of Nuclear Physics (DOE NP), United States of America. In addition, individual groups or members have received support from: Marie Skłodowska Curie, European Research Council, Strong 2020 — Horizon 2020 (grant nos. 950692, 824093, 896850), European Union; Academy of Finland (Center of Excellence in Quark Matter) (grant nos. 346327, 346328), Finland; Programa de Apoyos para la Superación del Personal Académico, UNAM, Mexico.

**Open Access.** This article is distributed under the terms of the Creative Commons Attribution License ([CC-BY 4.0](https://creativecommons.org/licenses/by/4.0/)), which permits any use, distribution and reproduction in any medium, provided the original author(s) and source are credited.

## References

- [1] ALICE collaboration, *Centrality and transverse momentum dependence of inclusive  $J/\psi$  production at midrapidity in Pb-Pb collisions at  $\sqrt{s_{NN}} = 5.02$  TeV*, *Phys. Lett. B* **805** (2020) 135434 [[arXiv:1910.14404](https://arxiv.org/abs/1910.14404)] [[INSPIRE](https://inspirehep.net/literature/1910144)].
- [2] ALICE collaboration, *Studies of  $J/\psi$  production at forward rapidity in Pb-Pb collisions at  $\sqrt{s_{NN}} = 5.02$  TeV*, *JHEP* **02** (2020) 041 [[arXiv:1909.03158](https://arxiv.org/abs/1909.03158)] [[INSPIRE](https://inspirehep.net/literature/1909031)].



- [3] ALICE collaboration, *J/ψ elliptic and triangular flow in Pb-Pb collisions at  $\sqrt{s_{NN}} = 5.02$  TeV*, *JHEP* **10** (2020) 141 [[arXiv:2005.14518](#)] [[INSPIRE](#)].
- [4] K. Zhou, N. Xu, Z. Xu and P. Zhuang, *Medium effects on charmonium production at ultrarelativistic energies available at the CERN Large Hadron Collider*, *Phys. Rev. C* **89** (2014) 054911 [[arXiv:1401.5845](#)] [[INSPIRE](#)].
- [5] X. Du and R. Rapp, *Sequential regeneration of charmonia in heavy-ion collisions*, *Nucl. Phys. A* **943** (2015) 147 [[arXiv:1504.00670](#)] [[INSPIRE](#)].
- [6] A. Andronic et al., *Transverse momentum distributions of charmonium states with the statistical hadronization model*, *Phys. Lett. B* **797** (2019) 134836 [[arXiv:1901.09200](#)] [[INSPIRE](#)].
- [7] J.P. Blaizot, F. Gelis and R. Venugopalan, *High-energy pA collisions in the color glass condensate approach. 2. Quark production*, *Nucl. Phys. A* **743** (2004) 57 [[hep-ph/0402257](#)] [[INSPIRE](#)].
- [8] N. Armesto, *Nuclear shadowing*, *J. Phys. G* **32** (2006) R367 [[hep-ph/0604108](#)] [[INSPIRE](#)].
- [9] F. Gelis, *Color glass condensate and glasma*, *Int. J. Mod. Phys. A* **28** (2013) 1330001 [[arXiv:1211.3327](#)] [[INSPIRE](#)].
- [10] F. Arleo, R. Kolevator, S. Peigné and M. Rustamova, *Centrality and pT dependence of J/ψ suppression in proton-nucleus collisions from parton energy loss*, *JHEP* **05** (2013) 155 [[arXiv:1304.0901](#)] [[INSPIRE](#)].
- [11] E.G. Ferreira, *Excited charmonium suppression in proton-nucleus collisions as a consequence of comovers*, *Phys. Lett. B* **749** (2015) 98 [[arXiv:1411.0549](#)] [[INSPIRE](#)].
- [12] B. Chen, T. Guo, Y. Liu and P. Zhuang, *Cold and hot nuclear matter effects on charmonium production in p+Pb collisions at LHC energy*, *Phys. Lett. B* **765** (2017) 323 [[arXiv:1607.07927](#)] [[INSPIRE](#)].
- [13] X. Du and R. Rapp, *In-medium charmonium production in proton-nucleus collisions*, *JHEP* **03** (2019) 015 [[arXiv:1808.10014](#)] [[INSPIRE](#)].
- [14] LHCb collaboration, *Study of J/ψ production and cold nuclear matter effects in pPb collisions at  $\sqrt{s_{NN}} = 5$  TeV*, *JHEP* **02** (2014) 072 [[arXiv:1308.6729](#)] [[INSPIRE](#)].
- [15] ALICE collaboration, *Rapidity and transverse-momentum dependence of the inclusive J/ψ nuclear modification factor in p-Pb collisions at  $\sqrt{s_{NN}} = 5.02$  TeV*, *JHEP* **06** (2015) 055 [[arXiv:1503.07179](#)] [[INSPIRE](#)].
- [16] ALICE collaboration, *Centrality dependence of inclusive J/ψ production in p-Pb collisions at  $\sqrt{s_{NN}} = 5.02$  TeV*, *JHEP* **11** (2015) 127 [[arXiv:1506.08808](#)] [[INSPIRE](#)].
- [17] ALICE collaboration, *Measurement of electrons from beauty-hadron decays in p-Pb collisions at  $\sqrt{s_{NN}} = 5.02$  TeV and Pb-Pb collisions at  $\sqrt{s_{NN}} = 2.76$  TeV*, *JHEP* **07** (2017) 052 [[arXiv:1609.03898](#)] [[INSPIRE](#)].
- [18] CMS collaboration, *Measurement of prompt and nonprompt J/ψ production in pp and p-Pb collisions at  $\sqrt{s_{NN}} = 5.02$  TeV*, *Eur. Phys. J. C* **77** (2017) 269 [[arXiv:1702.01462](#)] [[INSPIRE](#)].
- [19] ATLAS collaboration, *Measurement of quarkonium production in proton-lead and proton-proton collisions at 5.02 TeV with the ATLAS detector*, *Eur. Phys. J. C* **78** (2018) 171 [[arXiv:1709.03089](#)] [[INSPIRE](#)].

- [20] ALICE collaboration, *Inclusive, prompt and non-prompt  $J/\psi$  production at midrapidity in  $p$ -Pb collisions at  $\sqrt{s_{NN}} = 5.02$  TeV*, *JHEP* **06** (2022) 011 [[arXiv:2105.04957](#)] [[INSPIRE](#)].
- [21] CMS collaboration, *Study of  $B$  meson production in  $p$ +Pb collisions at  $\sqrt{s_{NN}} = 5.02$  TeV using exclusive hadronic decays*, *Phys. Rev. Lett.* **116** (2016) 032301 [[arXiv:1508.06678](#)] [[INSPIRE](#)].
- [22] LHCb collaboration, *Prompt and nonprompt  $J/\psi$  production and nuclear modification in  $p$ Pb collisions at  $\sqrt{s_{NN}} = 8.16$  TeV*, *Phys. Lett. B* **774** (2017) 159 [[arXiv:1706.07122](#)] [[INSPIRE](#)].
- [23] ALICE collaboration, *Inclusive  $J/\psi$  production at forward and backward rapidity in  $p$ -Pb collisions at  $\sqrt{s_{NN}} = 8.16$  TeV*, *JHEP* **07** (2018) 160 [[arXiv:1805.04381](#)] [[INSPIRE](#)].
- [24] LHCb collaboration, *Measurement of  $B^+$ ,  $B^0$  and  $\Lambda_b^0$  production in  $p$ -Pb collisions at  $\sqrt{s_{NN}} = 8.16$  TeV*, *Phys. Rev. D* **99** (2019) 052011 [[arXiv:1902.05599](#)] [[INSPIRE](#)].
- [25] ALICE collaboration, *The ALICE experiment at the CERN LHC, 2008* *JINST* **3** S08002 [[INSPIRE](#)].
- [26] ALICE collaboration, *Performance of the ALICE Experiment at the CERN LHC*, *Int. J. Mod. Phys. A* **29** (2014) 1430044 [[arXiv:1402.4476](#)] [[INSPIRE](#)].
- [27] ALICE collaboration, *Alignment of the ALICE Inner Tracking System with cosmic-ray tracks, 2010* *JINST* **5** P03003 [[arXiv:1001.0502](#)] [[INSPIRE](#)].
- [28] J. Alme et al., *The ALICE TPC, a large 3-dimensional tracking device with fast readout for ultra-high multiplicity events*, *Nucl. Instrum. Meth. A* **622** (2010) 316 [[arXiv:1001.1950](#)] [[INSPIRE](#)].
- [29] ALICE collaboration, *The ALICE Transition Radiation Detector: construction, operation, and performance*, *Nucl. Instrum. Meth. A* **881** (2018) 88 [[arXiv:1709.02743](#)] [[INSPIRE](#)].
- [30] ALICE collaboration, *ALICE Photon Spectrometer (PHOS): Technical Design Report, CERN-LHCC-99-004*, CERN, Geneva (1999).
- [31] ALICE collaboration, *Performance of the ALICE VZERO system, 2013* *JINST* **8** P10016 [[arXiv:1306.3130](#)] [[INSPIRE](#)].
- [32] ALICE collaboration, *Inclusive  $J/\psi$  production at midrapidity in  $pp$  collisions at  $\sqrt{s} = 13$  TeV*, *Eur. Phys. J. C* **81** (2021) 1121 [[arXiv:2108.01906](#)] [[INSPIRE](#)].
- [33] ALICE collaboration, *Inclusive  $J/\psi$  production at mid-rapidity in  $pp$  collisions at  $\sqrt{s} = 5.02$  TeV*, *JHEP* **10** (2019) 084 [[arXiv:1905.07211](#)] [[INSPIRE](#)].
- [34] ALICE collaboration, *Prompt and non-prompt  $J/\psi$  production cross sections at midrapidity in proton-proton collisions at  $\sqrt{s} = 5.02$  and 13 TeV*, *JHEP* **03** (2022) 190 [[arXiv:2108.02523](#)] [[INSPIRE](#)].
- [35] T. Pierog et al., *EPOS LHC: Test of collective hadronization with data measured at the CERN Large Hadron Collider*, *Phys. Rev. C* **92** (2015) 034906 [[arXiv:1306.0121](#)] [[INSPIRE](#)].
- [36] T. Sjostrand, S. Mrenna and P.Z. Skands, *PYTHIA 6.4 physics and manual*, *JHEP* **05** (2006) 026 [[hep-ph/0603175](#)] [[INSPIRE](#)].
- [37] D.J. Lange, *The EvtGen particle decay simulation package*, *Nucl. Instrum. Meth. A* **462** (2001) 152 [[INSPIRE](#)].
- [38] E. Barberio and Z. Was, *PHOTOS: a universal Monte Carlo for QED radiative corrections. Version 2.0*, *Comput. Phys. Commun.* **79** (1994) 291 [[INSPIRE](#)].

- [39] R. Brun et al., *GEANT detector description and simulation tool*, CERN-W5013 (1993) [[DOI:10.17181/CERN.MUHF.DMJ1](https://doi.org/10.17181/CERN.MUHF.DMJ1)] [[INSPIRE](#)].
- [40] PARTICLE DATA GROUP collaboration, *Review of particle physics*, *PTEP* **2020** (2020) 083C01 [[INSPIRE](#)].
- [41] ALICE collaboration, *ALICE luminosity determination for p-Pb collisions at  $\sqrt{s_{NN}} = 8.16$  TeV*, *ALICE-PUBLIC-2018-002* (2018).
- [42] ALICE collaboration, *Measurement of D-meson production at mid-rapidity in pp collisions at  $\sqrt{s} = 7$  TeV*, *Eur. Phys. J. C* **77** (2017) 550 [[arXiv:1702.00766](#)] [[INSPIRE](#)].
- [43] ALICE collaboration, *Measurement of prompt J/ψ and beauty hadron production cross sections at mid-rapidity in pp collisions at  $\sqrt{s} = 7$  TeV*, *JHEP* **11** (2012) 065 [[arXiv:1205.5880](#)] [[INSPIRE](#)].
- [44] ALICE collaboration, *Inclusive, prompt and non-prompt J/ψ production at mid-rapidity in Pb-Pb collisions at  $\sqrt{s_{NN}} = 2.76$  TeV*, *JHEP* **07** (2015) 051 [[arXiv:1504.07151](#)] [[INSPIRE](#)].
- [45] ALICE collaboration, *Prompt and non-prompt J/ψ production and nuclear modification at mid-rapidity in p-Pb collisions at  $\sqrt{s_{NN}} = 5.02$  TeV*, *Eur. Phys. J. C* **78** (2018) 466 [[arXiv:1802.00765](#)] [[INSPIRE](#)].
- [46] ALICE collaboration, *Quarkonium signal extraction in ALICE*, *ALICE-PUBLIC-2015-006* (2015).
- [47] LHCb collaboration, *Measurement of b hadron fractions in 13 TeV pp collisions*, *Phys. Rev. D* **100** (2019) 031102 [[arXiv:1902.06794](#)] [[INSPIRE](#)].
- [48] ALICE collaboration, *J/ψ polarization in pp collisions at  $\sqrt{s} = 7$  TeV*, *Phys. Rev. Lett.* **108** (2012) 082001 [[arXiv:1111.1630](#)] [[INSPIRE](#)].
- [49] LHCb collaboration, *Measurement of J/ψ production in pp collisions at  $\sqrt{s} = 7$  TeV*, *Eur. Phys. J. C* **71** (2011) 1645 [[arXiv:1103.0423](#)] [[INSPIRE](#)].
- [50] CMS collaboration, *Measurement of the Prompt J/ψ and ψ(2S) Polarizations in pp Collisions at  $\sqrt{s} = 7$  TeV*, *Phys. Lett. B* **727** (2013) 381 [[arXiv:1307.6070](#)] [[INSPIRE](#)].
- [51] M. Cacciari, M. Greco and P. Nason, *The p(T) spectrum in heavy flavor hadroproduction*, *JHEP* **05** (1998) 007 [[hep-ph/9803400](#)] [[INSPIRE](#)].
- [52] M. Cacciari, S. Frixione and P. Nason, *The p(T) spectrum in heavy flavor photoproduction*, *JHEP* **03** (2001) 006 [[hep-ph/0102134](#)] [[INSPIRE](#)].
- [53] M. Cacciari et al., *Theoretical predictions for charm and bottom production at the LHC*, *JHEP* **10** (2012) 137 [[arXiv:1205.6344](#)] [[INSPIRE](#)].
- [54] ALICE collaboration, *Measurement of electrons from beauty hadron decays in pp collisions at  $\sqrt{s} = 7$  TeV*, *Phys. Lett. B* **721** (2013) 13 [[arXiv:1208.1902](#)] [[INSPIRE](#)].
- [55] ALICE collaboration, *Measurement of beauty and charm production in pp collisions at  $\sqrt{s} = 5.02$  TeV via non-prompt and prompt D mesons*, *JHEP* **05** (2021) 220 [[arXiv:2102.13601](#)] [[INSPIRE](#)].
- [56] F. Bossu et al., *Phenomenological interpolation of the inclusive J/ψ cross section to proton-proton collisions at 2.76 TeV and 5.5 TeV*, [arXiv:1103.2394](#) [[INSPIRE](#)].
- [57] CDF collaboration, *Measurement of the J/ψ meson and b-hadron production cross sections in p̄p collisions at  $\sqrt{s} = 1960$  GeV*, *Phys. Rev. D* **71** (2005) 032001 [[hep-ex/0412071](#)] [[INSPIRE](#)].

- [58] CMS collaboration, *Prompt and Non-Prompt  $J/\psi$  Production in  $pp$  Collisions at  $\sqrt{s} = 7$  TeV*, *Eur. Phys. J. C* **71** (2011) 1575 [[arXiv:1011.4193](#)] [[INSPIRE](#)].
- [59] ATLAS collaboration, *Measurement of the differential cross-sections of inclusive, prompt and non-prompt  $J/\psi$  production in proton-proton collisions at  $\sqrt{s} = 7$  TeV*, *Nucl. Phys. B* **850** (2011) 387 [[arXiv:1104.3038](#)] [[INSPIRE](#)].
- [60] LHCb collaboration, *Production of  $J/\psi$  and  $\Upsilon$  mesons in  $pp$  collisions at  $\sqrt{s} = 8$  TeV*, *JHEP* **06** (2013) 064 [[arXiv:1304.6977](#)] [[INSPIRE](#)].
- [61] ALICE collaboration, *Energy dependence of forward-rapidity  $J/\psi$  and  $\psi(2S)$  production in  $pp$  collisions at the LHC*, *Eur. Phys. J. C* **77** (2017) 392 [[arXiv:1702.00557](#)] [[INSPIRE](#)].
- [62] LHCb collaboration, *Measurement of forward  $J/\psi$  production cross-sections in  $pp$  collisions at  $\sqrt{s} = 13$  TeV*, *JHEP* **10** (2015) 172 [Erratum *ibid.* **05** (2017) 063] [[arXiv:1509.00771](#)] [[INSPIRE](#)].
- [63] ALICE collaboration, *Charm-quark fragmentation fractions and production cross section at midrapidity in  $pp$  collisions at the LHC*, *Phys. Rev. D* **105** (2022) L011103 [[arXiv:2105.06335](#)] [[INSPIRE](#)].
- [64] PHENIX collaboration,  *$J/\psi$  production versus transverse momentum and rapidity in  $p + p$  collisions at  $\sqrt{s} = 200$ -GeV*, *Phys. Rev. Lett.* **98** (2007) 232002 [[hep-ex/0611020](#)] [[INSPIRE](#)].
- [65] ALICE collaboration, *Rapidity and transverse momentum dependence of inclusive  $J/\psi$  production in  $pp$  collisions at  $\sqrt{s} = 7$  TeV*, *Phys. Lett. B* **704** (2011) 442 [[arXiv:1105.0380](#)] [[INSPIRE](#)].
- [66] ALICE collaboration, *Inclusive  $J/\psi$  production in  $pp$  collisions at  $\sqrt{s} = 2.76$  TeV*, *Phys. Lett. B* **718** (2012) 295 [[arXiv:1203.3641](#)] [[INSPIRE](#)].
- [67] ATLAS collaboration, *Measurement of the differential cross-sections of prompt and non-prompt production of  $J/\psi$  and  $\psi(2S)$  in  $pp$  collisions at  $\sqrt{s} = 7$  and 8 TeV with the ATLAS detector*, *Eur. Phys. J. C* **76** (2016) 283 [[arXiv:1512.03657](#)] [[INSPIRE](#)].
- [68] J.-P. Lansberg and H.-S. Shao, *Towards an automated tool to evaluate the impact of the nuclear modification of the gluon density on quarkonium,  $D$  and  $B$  meson production in proton-nucleus collisions*, *Eur. Phys. J. C* **77** (2017) 1 [[arXiv:1610.05382](#)] [[INSPIRE](#)].
- [69] H.-S. Shao, *HELAC-Onia 2.0: an upgraded matrix-element and event generator for heavy quarkonium physics*, *Comput. Phys. Commun.* **198** (2016) 238 [[arXiv:1507.03435](#)] [[INSPIRE](#)].
- [70] K.J. Eskola, P. Paakinen, H. Paukkunen and C.A. Salgado, *EPPS16: Nuclear parton distributions with LHC data*, *Eur. Phys. J. C* **77** (2017) 163 [[arXiv:1612.05741](#)] [[INSPIRE](#)].
- [71] J.L. Albacete et al., *Predictions for  $p+Pb$  collisions at  $\sqrt{s_{NN}} = 5$  TeV*, *Int. J. Mod. Phys. E* **22** (2013) 1330007 [[arXiv:1301.3395](#)] [[INSPIRE](#)].
- [72] F. Arleo and S. Peigné, *Quarkonium suppression in heavy-ion collisions from coherent energy loss in cold nuclear matter*, *JHEP* **10** (2014) 073 [[arXiv:1407.5054](#)] [[INSPIRE](#)].
- [73] J.L. Albacete et al., *Predictions for cold nuclear matter effects in  $p+Pb$  collisions at  $\sqrt{s_{NN}} = 8.16$  TeV*, *Nucl. Phys. A* **972** (2018) 18 [[arXiv:1707.09973](#)] [[INSPIRE](#)].
- [74] A. Kusina, J.-P. Lansberg, I. Schienbein and H.-S. Shao, *Gluon shadowing in heavy-flavor production at the LHC*, *Phys. Rev. Lett.* **121** (2018) 052004 [[arXiv:1712.07024](#)] [[INSPIRE](#)].

- [75] K.J. Eskola, P. Paakkinen, H. Paukkunen and C.A. Salgado, *EPPS16: Nuclear parton distributions with LHC data*, *Eur. Phys. J. C* **77** (2017) 163 [[arXiv:1612.05741](#)] [[INSPIRE](#)].
- [76] K. Kovarik et al., *nCTEQ15 — Global analysis of nuclear parton distributions with uncertainties in the CTEQ framework*, *Phys. Rev. D* **93** (2016) 085037 [[arXiv:1509.00792](#)] [[INSPIRE](#)].
- [77] Z. Citron et al., *Report from Working Group 5: Future physics opportunities for high-density QCD at the LHC with heavy-ion and proton beams*, *CERN Yellow Rep. Monogr.* **7** (2019) 1159 [[arXiv:1812.06772](#)] [[INSPIRE](#)].
- [78] ALICE collaboration, *Upgrade of the ALICE experiment: letter of intent*, *J. Phys. G* **41** (2014) 087001 [[INSPIRE](#)].
- [79] ATLAS collaboration, *Measurement of differential  $J/\psi$  production cross sections and forward-backward ratios in  $p + Pb$  collisions with the ATLAS detector*, *Phys. Rev. C* **92** (2015) 034904 [[arXiv:1505.08141](#)] [[INSPIRE](#)].
- [80] P. Duwentäster et al., *Impact of heavy quark and quarkonium data on nuclear gluon PDFs*, *Phys. Rev. D* **105** (2022) 114043 [[arXiv:2204.09982](#)] [[INSPIRE](#)].
- [81] C.H. Kom, A. Kulesza and W.J. Stirling, *Pair production of  $J/\psi$  as a probe of double parton scattering at LHCb*, *Phys. Rev. Lett.* **107** (2011) 082002 [[arXiv:1105.4186](#)] [[INSPIRE](#)].
- [82] B.A. Kniehl, G. Kramer, I. Schienbein and H. Spiesberger, *Inclusive  $D^{*\pm}$  production in  $p\bar{p}$  collisions with massive charm quarks*, *Phys. Rev. D* **71** (2005) 014018 [[hep-ph/0410289](#)] [[INSPIRE](#)].

## The ALICE collaboration







































S. Acharya<sup>125</sup>, D. Adamová<sup>86</sup>, A. Adler<sup>69</sup>, G. Aglieri Rinella<sup>32</sup>, M. Agnello<sup>29</sup>,  
 N. Agrawal<sup>50</sup>, Z. Ahammed<sup>132</sup>, S. Ahmad<sup>15</sup>, S.U. Ahn<sup>70</sup>, I. Ahuja<sup>37</sup>,  
 A. Akindinov<sup>140</sup>, M. Al-Turany<sup>97</sup>, D. Aleksandrov<sup>140</sup>, B. Alessandro<sup>55</sup>, H.M. Alfanda<sup>6</sup>,  
 R. Alfaro Molina<sup>66</sup>, B. Ali<sup>15</sup>, A. Alici<sup>25</sup>, N. Alizadehvandchali<sup>114</sup>, A. Alkin<sup>32</sup>,  
 J. Alme<sup>20</sup>, G. Alocco<sup>51</sup>, T. Alt<sup>63</sup>, I. Altsybeev<sup>140</sup>, M.N. Anaam<sup>6</sup>, C. Andrei<sup>45</sup>,  
 A. Andronic<sup>135</sup>, V. Anguelov<sup>94</sup>, F. Antinori<sup>53</sup>, P. Antonioli<sup>50</sup>, N. Apadula<sup>74</sup>,  
 L. Aphecetche<sup>103</sup>, H. Appelshäuser<sup>63</sup>, C. Arata<sup>73</sup>, S. Arcelli<sup>25</sup>, M. Aresti<sup>51</sup>,  
 R. Arnaldi<sup>55</sup>, J.G.M.C.A. Arneiro<sup>110</sup>, I.C. Arsene<sup>19</sup>, M. Arslandok<sup>137</sup>, A. Augustinus<sup>32</sup>,  
 R. Averbek<sup>97</sup>, M.D. Azmi<sup>15</sup>, A. Badalà<sup>52</sup>, J. Bae<sup>104</sup>, Y.W. Baek<sup>40</sup>, X. Bai<sup>118</sup>,  
 R. Bailhache<sup>63</sup>, Y. Bailung<sup>47</sup>, A. Balbino<sup>29</sup>, A. Baldisseri<sup>128</sup>, B. Balis<sup>2</sup>, D. Banerjee<sup>4</sup>,  
 Z. Banoo<sup>91</sup>, R. Barbera<sup>26</sup>, F. Barile<sup>31</sup>, L. Barioglio<sup>95</sup>, M. Barlou<sup>78</sup>, G.G. Barnaföldi<sup>136</sup>,  
 L.S. Barnby<sup>85</sup>, V. Barret<sup>125</sup>, L. Barreto<sup>110</sup>, C. Bartels<sup>117</sup>, K. Barth<sup>32</sup>, E. Bartsch<sup>63</sup>,  
 N. Bastid<sup>125</sup>, S. Basu<sup>75</sup>, G. Batigne<sup>103</sup>, D. Battistini<sup>95</sup>, B. Batyunya<sup>141</sup>, D. Bauri<sup>46</sup>,  
 J.L. Bazo Alba<sup>101</sup>, I.G. Bearden<sup>83</sup>, C. Beattie<sup>137</sup>, P. Becht<sup>97</sup>, D. Behera<sup>47</sup>,  
 I. Belikov<sup>127</sup>, A.D.C. Bell Hechavarria<sup>135</sup>, F. Bellini<sup>25</sup>, R. Bellwied<sup>114</sup>, S. Belokurova<sup>140</sup>,  
 V. Belyaev<sup>140</sup>, G. Bencedi<sup>136</sup>, S. Beole<sup>24</sup>, A. Bercuci<sup>45</sup>, Y. Berdnikov<sup>140</sup>,  
 A. Berdnikova<sup>94</sup>, L. Bergmann<sup>94</sup>, M.G. Besoiu<sup>62</sup>, L. Betev<sup>32</sup>, P.P. Bhaduri<sup>132</sup>,  
 A. Bhasin<sup>91</sup>, M.A. Bhat<sup>4</sup>, B. Bhattacharjee<sup>41</sup>, L. Bianchi<sup>24</sup>, N. Bianchi<sup>48</sup>,  
 J. Bielčík<sup>35</sup>, J. Bielčíková<sup>86</sup>, J. Biernat<sup>107</sup>, A.P. Bigot<sup>127</sup>, A. Bilandzic<sup>95</sup>, G. Biro<sup>136</sup>,  
 S. Biswas<sup>4</sup>, N. Bize<sup>103</sup>, J.T. Blair<sup>108</sup>, D. Blau<sup>140</sup>, M.B. Blidaru<sup>97</sup>, N. Bluhme<sup>38</sup>,  
 C. Blume<sup>63</sup>, G. Boca<sup>21,54</sup>, F. Bock<sup>87</sup>, T. Bodova<sup>20</sup>, A. Bogdanov<sup>140</sup>, S. Boi<sup>22</sup>,  
 J. Bok<sup>57</sup>, L. Boldizsár<sup>136</sup>, A. Bolozdynya<sup>140</sup>, M. Bombara<sup>37</sup>, P.M. Bond<sup>32</sup>,  
 G. Bonomi<sup>131,54</sup>, H. Borel<sup>128</sup>, A. Borissov<sup>140</sup>, A.G. Borquez Carcamo<sup>94</sup>, H. Bossi<sup>137</sup>,  
 E. Botta<sup>24</sup>, Y.E.M. Bouziani<sup>63</sup>, L. Bratrud<sup>63</sup>, P. Braun-Munzinger<sup>97</sup>, M. Bregant<sup>110</sup>,  
 M. Broz<sup>35</sup>, G.E. Bruno<sup>96,31</sup>, M.D. Buckland<sup>23</sup>, D. Budnikov<sup>140</sup>, H. Buesching<sup>63</sup>,  
 S. Bufalino<sup>29</sup>, O. Bugnon<sup>103</sup>, P. Buhler<sup>102</sup>, Z. Buthelezi<sup>67,121</sup>, S.A. Bysiak<sup>107</sup>, M. Cai<sup>6</sup>,  
 H. Caines<sup>137</sup>, A. Caliva<sup>97</sup>, E. Calvo Villar<sup>101</sup>, J.M.M. Camacho<sup>109</sup>, P. Camerini<sup>23</sup>,  
 F.D.M. Canedo<sup>110</sup>, M. Carabas<sup>124</sup>, A.A. Carballo<sup>32</sup>, F. Carnesecchi<sup>32</sup>, R. Caron<sup>126</sup>,  
 L.A.D. Carvalho<sup>110</sup>, J. Castillo Castellanos<sup>128</sup>, F. Catalano<sup>24,29</sup>, C. Ceballos Sanchez<sup>141</sup>,  
 I. Chakaberia<sup>74</sup>, P. Chakraborty<sup>46</sup>, S. Chandra<sup>132</sup>, S. Chapeland<sup>32</sup>, M. Chartier<sup>117</sup>,  
 S. Chattopadhyay<sup>132</sup>, S. Chattopadhyay<sup>99</sup>, T.G. Chavez<sup>44</sup>, T. Cheng<sup>97,6</sup>,  
 C. Cheshkov<sup>126</sup>, B. Cheynis<sup>126</sup>, V. Chibante Barroso<sup>32</sup>, D.D. Chinellato<sup>111</sup>,  
 E.S. Chizzali<sup>11,95</sup>, J. Cho<sup>57</sup>, S. Cho<sup>57</sup>, P. Chochula<sup>32</sup>, P. Christakoglou<sup>84</sup>,  
 C.H. Christensen<sup>83</sup>, P. Christiansen<sup>75</sup>, T. Chujo<sup>123</sup>, M. Ciacco<sup>29</sup>, C. Cicalo<sup>51</sup>,  
 F. Cindolo<sup>50</sup>, M.R. Ciupek<sup>97</sup>, G. Clai<sup>111,50</sup>, F. Colamaria<sup>49</sup>, J.S. Colburn<sup>100</sup>,  
 D. Colella<sup>96,31</sup>, M. Colocci<sup>32</sup>, M. Concas<sup>14,55</sup>, G. Conesa Balbastre<sup>73</sup>, Z. Conesa del  
 Valle<sup>72</sup>, G. Contin<sup>23</sup>, J.G. Contreras<sup>35</sup>, M.L. Coquet<sup>128</sup>, T.M. Cormier<sup>1,87</sup>,  
 P. Cortese<sup>130,55</sup>, M.R. Cosentino<sup>112</sup>, F. Costa<sup>32</sup>, S. Costanza<sup>21,54</sup>, C. Cot<sup>72</sup>,  
 J. Crkovská<sup>94</sup>, P. Crochet<sup>125</sup>, R. Cruz-Torres<sup>74</sup>, E. Cuautle<sup>64</sup>, P. Cui<sup>6</sup>, A. Dainese<sup>53</sup>,  
 M.C. Danisch<sup>94</sup>, A. Danu<sup>62</sup>, P. Das<sup>80</sup>, P. Das<sup>4</sup>, S. Das<sup>4</sup>, A.R. Dash<sup>135</sup>, S. Dash<sup>46</sup>,  
 A. De Caro<sup>28</sup>, G. de Cataldo<sup>49</sup>, J. de Cuveland<sup>38</sup>, A. De Falco<sup>22</sup>, D. De Gruttola<sup>28</sup>, N. De

Marco [ID](#)<sup>55</sup>, C. De Martin [ID](#)<sup>23</sup>, S. De Pasquale [ID](#)<sup>28</sup>, S. Deb [ID](#)<sup>47</sup>, R.J. Debski [ID](#)<sup>2</sup>, K.R. Deja [ID](#)<sup>133</sup>,  
 R. Del Grande [ID](#)<sup>95</sup>, L. Dello Stritto [ID](#)<sup>28</sup>, W. Deng [ID](#)<sup>6</sup>, P. Dhankher [ID](#)<sup>18</sup>, D. Di Bari [ID](#)<sup>31</sup>, A. Di  
 Mauro [ID](#)<sup>32</sup>, R.A. Diaz [ID](#)<sup>141,7</sup>, T. Dietel [ID](#)<sup>113</sup>, Y. Ding [ID](#)<sup>126,6</sup>, R. Divià [ID](#)<sup>32</sup>, D.U. Dixit [ID](#)<sup>18</sup>,  
 Ø. Djuvsland<sup>20</sup>, U. Dmitrieva [ID](#)<sup>140</sup>, A. Dobrin [ID](#)<sup>62</sup>, B. Dönigus [ID](#)<sup>63</sup>, J.M. Dubinski<sup>133</sup>,  
 A. Dubla [ID](#)<sup>97</sup>, S. Dudi [ID](#)<sup>90</sup>, P. Dupieux [ID](#)<sup>125</sup>, M. Durkac<sup>106</sup>, N. Dzalaiiova<sup>12</sup>, T.M. Eder [ID](#)<sup>135</sup>,  
 R.J. Ehlers [ID](#)<sup>87</sup>, V.N. Eikeland<sup>20</sup>, F. Eisenhut [ID](#)<sup>63</sup>, D. Elia [ID](#)<sup>49</sup>, B. Erazmus [ID](#)<sup>103</sup>, F. Ercolessi [ID](#)<sup>25</sup>,  
 F. Erhardt [ID](#)<sup>89</sup>, M.R. Ersdal<sup>20</sup>, B. Espagnon [ID](#)<sup>72</sup>, G. Eulisse [ID](#)<sup>32</sup>, D. Evans [ID](#)<sup>100</sup>,  
 S. Evdokimov [ID](#)<sup>140</sup>, L. Fabbietti [ID](#)<sup>95</sup>, M. Faggin [ID](#)<sup>27</sup>, J. Faivre [ID](#)<sup>73</sup>, F. Fan [ID](#)<sup>6</sup>, W. Fan [ID](#)<sup>74</sup>,  
 A. Fantoni [ID](#)<sup>48</sup>, M. Fasel [ID](#)<sup>87</sup>, P. Fedchio<sup>29</sup>, A. Feliciello [ID](#)<sup>55</sup>, G. Feofilov [ID](#)<sup>140</sup>, A. Fernández  
 Téllez [ID](#)<sup>44</sup>, L. Ferrandi [ID](#)<sup>110</sup>, M.B. Ferrer [ID](#)<sup>32</sup>, A. Ferrero [ID](#)<sup>128</sup>, C. Ferrero [ID](#)<sup>55</sup>, A. Ferretti [ID](#)<sup>24</sup>,  
 V.J.G. Feuillard [ID](#)<sup>94</sup>, V. Filova<sup>35</sup>, D. Finogeev [ID](#)<sup>140</sup>, F.M. Fionda [ID](#)<sup>51</sup>, F. Flor [ID](#)<sup>114</sup>,  
 A.N. Flores [ID](#)<sup>108</sup>, S. Foertsch [ID](#)<sup>67</sup>, I. Fokin [ID](#)<sup>94</sup>, S. Fokin [ID](#)<sup>140</sup>, E. Fragiacomio [ID](#)<sup>56</sup>, E. Frajna [ID](#)<sup>136</sup>,  
 U. Fuchs [ID](#)<sup>32</sup>, N. Funicello [ID](#)<sup>28</sup>, C. Furget [ID](#)<sup>73</sup>, A. Furs [ID](#)<sup>140</sup>, T. Fusayasu [ID](#)<sup>98</sup>, J.J. Gaardhøje [ID](#)<sup>83</sup>,  
 M. Gagliardi [ID](#)<sup>24</sup>, A.M. Gago [ID](#)<sup>101</sup>, C.D. Galvan [ID](#)<sup>109</sup>, D.R. Gangadharan [ID](#)<sup>114</sup>, P. Ganoti [ID](#)<sup>78</sup>,  
 C. Garabatos [ID](#)<sup>97</sup>, J.R.A. Garcia [ID](#)<sup>44</sup>, E. Garcia-Solis [ID](#)<sup>9</sup>, K. Garg [ID](#)<sup>103</sup>, C. Gargiulo [ID](#)<sup>32</sup>,  
 K. Garner<sup>135</sup>, P. Gasik [ID](#)<sup>97</sup>, A. Gautam [ID](#)<sup>116</sup>, M.B. Gay Ducati [ID](#)<sup>65</sup>, M. Germain [ID](#)<sup>103</sup>,  
 A. Ghimouz<sup>123</sup>, C. Ghosh<sup>132</sup>, M. Giacalone [ID](#)<sup>50,25</sup>, P. Giubellino [ID](#)<sup>97,55</sup>, P. Giubilato [ID](#)<sup>27</sup>,  
 A.M.C. Glaenger [ID](#)<sup>128</sup>, P. Glässel [ID](#)<sup>94</sup>, E. Glimos<sup>120</sup>, D.J.Q. Goh<sup>76</sup>, V. Gonzalez [ID](#)<sup>134</sup>,  
 L.H. González-Trueba [ID](#)<sup>66</sup>, M. Gorgon [ID](#)<sup>2</sup>, S. Gotovac<sup>33</sup>, V. Grabski [ID](#)<sup>66</sup>, L.K. Graczykowski [ID](#)<sup>133</sup>,  
 E. Grecka [ID](#)<sup>86</sup>, A. Grelli [ID](#)<sup>58</sup>, C. Grigoras [ID](#)<sup>32</sup>, V. Grigoriev [ID](#)<sup>140</sup>, S. Grigoryan [ID](#)<sup>141,1</sup>,  
 F. Grosa [ID](#)<sup>32</sup>, J.F. Grosse-Oetringhaus [ID](#)<sup>32</sup>, R. Grosso [ID](#)<sup>97</sup>, D. Grund [ID](#)<sup>35</sup>, G.G. Guardianio [ID](#)<sup>111</sup>,  
 R. Guernane [ID](#)<sup>73</sup>, M. Guilbaud [ID](#)<sup>103</sup>, K. Gulbrandsen [ID](#)<sup>83</sup>, T. Gudem [ID](#)<sup>63</sup>, T. Gunji [ID](#)<sup>122</sup>,  
 W. Guo [ID](#)<sup>6</sup>, A. Gupta [ID](#)<sup>91</sup>, R. Gupta [ID](#)<sup>91</sup>, S.P. Guzman [ID](#)<sup>44</sup>, L. Gyulai [ID](#)<sup>136</sup>, M.K. Habib<sup>97</sup>,  
 C. Hadjidakis [ID](#)<sup>72</sup>, F.U. Haider [ID](#)<sup>91</sup>, H. Hamagaki [ID](#)<sup>76</sup>, A. Hamdi [ID](#)<sup>74</sup>, M. Hamid<sup>6</sup>, Y. Han [ID](#)<sup>138</sup>,  
 R. Hannigan [ID](#)<sup>108</sup>, M.R. Haque [ID](#)<sup>133</sup>, J.W. Harris [ID](#)<sup>137</sup>, A. Harton [ID](#)<sup>9</sup>, H. Hassan [ID](#)<sup>87</sup>,  
 D. Hatzifotiadou [ID](#)<sup>50</sup>, P. Hauer [ID](#)<sup>42</sup>, L.B. Havener [ID](#)<sup>137</sup>, S.T. Heckel [ID](#)<sup>95</sup>, E. Hellbär [ID](#)<sup>97</sup>,  
 H. Helstrup [ID](#)<sup>34</sup>, M. Hemmer [ID](#)<sup>63</sup>, T. Herman [ID](#)<sup>35</sup>, G. Herrera Corral [ID](#)<sup>8</sup>, F. Herrmann<sup>135</sup>,  
 S. Herrmann [ID](#)<sup>126</sup>, K.F. Hetland [ID](#)<sup>34</sup>, B. Heybeck [ID](#)<sup>63</sup>, H. Hillemanns [ID](#)<sup>32</sup>, C. Hills [ID](#)<sup>117</sup>,  
 B. Hippolyte [ID](#)<sup>127</sup>, F.W. Hoffmann [ID](#)<sup>69</sup>, B. Hofman [ID](#)<sup>58</sup>, B. Hohlweger [ID](#)<sup>84</sup>, G.H. Hong [ID](#)<sup>138</sup>,  
 M. Horst [ID](#)<sup>95</sup>, A. Horzyk [ID](#)<sup>2</sup>, R. Hosokawa<sup>14</sup>, Y. Hou [ID](#)<sup>6</sup>, P. Hristov [ID](#)<sup>32</sup>, C. Hughes [ID](#)<sup>120</sup>,  
 P. Huhn<sup>63</sup>, L.M. Huhta [ID](#)<sup>115</sup>, C.V. Hulse [ID](#)<sup>72</sup>, T.J. Humanic [ID](#)<sup>88</sup>, A. Hutson [ID](#)<sup>114</sup>, D. Hutter [ID](#)<sup>38</sup>,  
 J.P. Iddon [ID](#)<sup>117</sup>, R. Ilkaev<sup>140</sup>, H. Ilyas [ID](#)<sup>13</sup>, M. Inaba [ID](#)<sup>123</sup>, G.M. Innocenti [ID](#)<sup>32</sup>, M. Ippolitov [ID](#)<sup>140</sup>,  
 A. Isakov [ID](#)<sup>86</sup>, T. Isidori [ID](#)<sup>116</sup>, M.S. Islam [ID](#)<sup>99</sup>, M. Ivanov<sup>12</sup>, M. Ivanov [ID](#)<sup>97</sup>, V. Ivanov [ID](#)<sup>140</sup>,  
 M. Jablonski [ID](#)<sup>2</sup>, B. Jacak [ID](#)<sup>74</sup>, N. Jacazio [ID](#)<sup>32</sup>, P.M. Jacobs [ID](#)<sup>74</sup>, S. Jadlovska<sup>106</sup>, J. Jadlovsky<sup>106</sup>,  
 S. Jaelani [ID](#)<sup>82</sup>, L. Jaffe<sup>38</sup>, C. Jahnke<sup>111</sup>, M.J. Jakubowska [ID](#)<sup>133</sup>, M.A. Janik [ID](#)<sup>133</sup>, T. Janson<sup>69</sup>,  
 M. Jercic<sup>89</sup>, S. Jia [ID](#)<sup>10</sup>, A.A.P. Jimenez [ID](#)<sup>64</sup>, F. Jonas [ID](#)<sup>87</sup>, J.M. Jowett [ID](#)<sup>32,97</sup>, J. Jung [ID](#)<sup>63</sup>,  
 M. Jung [ID](#)<sup>63</sup>, A. Junique [ID](#)<sup>32</sup>, A. Jusko [ID](#)<sup>100</sup>, M.J. Kabus [ID](#)<sup>32,133</sup>, J. Kaewjai<sup>105</sup>, P. Kalinak [ID](#)<sup>59</sup>,  
 A.S. Kalteyer [ID](#)<sup>97</sup>, A. Kalweit [ID](#)<sup>32</sup>, V. Kaplin [ID](#)<sup>140</sup>, A. Karasu Uysal [ID](#)<sup>71</sup>, D. Karatovic [ID](#)<sup>89</sup>,  
 O. Karavichev [ID](#)<sup>140</sup>, T. Karavicheva [ID](#)<sup>140</sup>, P. Karczmarczyk [ID](#)<sup>133</sup>, E. Karpechev [ID](#)<sup>140</sup>,  
 U. Kebschull [ID](#)<sup>69</sup>, R. Keidel [ID](#)<sup>139</sup>, D.L.D. Keijdener<sup>58</sup>, M. Keil [ID](#)<sup>32</sup>, B. Ketzer [ID](#)<sup>42</sup>, A.M. Khan [ID](#)<sup>6</sup>,  
 S. Khan [ID](#)<sup>15</sup>, A. Khanzadeev [ID](#)<sup>140</sup>, Y. Kharlov [ID](#)<sup>140</sup>, A. Khatun [ID](#)<sup>116,15</sup>, A. Khuntia [ID](#)<sup>107</sup>,  
 M.B. Kidson<sup>113</sup>, B. Kileng [ID](#)<sup>34</sup>, B. Kim [ID](#)<sup>16</sup>, C. Kim [ID](#)<sup>16</sup>, D.J. Kim [ID](#)<sup>115</sup>, E.J. Kim [ID](#)<sup>68</sup>,  
 J. Kim [ID](#)<sup>138</sup>, J.S. Kim [ID](#)<sup>40</sup>, J. Kim [ID](#)<sup>68</sup>, M. Kim [ID](#)<sup>18,94</sup>, S. Kim [ID](#)<sup>17</sup>, T. Kim [ID](#)<sup>138</sup>, K. Kimura [ID](#)<sup>92</sup>,

S. Kirsch <sup>63</sup>, I. Kisel <sup>38</sup>, S. Kiselev <sup>140</sup>, A. Kisiel <sup>133</sup>, J.P. Kitowski <sup>2</sup>, J.L. Klay <sup>5</sup>,  
 J. Klein <sup>32</sup>, S. Klein <sup>74</sup>, C. Klein-Bösing <sup>135</sup>, M. Kleiner <sup>63</sup>, T. Klemenz <sup>95</sup>, A. Kluge <sup>32</sup>,  
 A.G. Knospe <sup>114</sup>, C. Kobdaj <sup>105</sup>, T. Kollegger <sup>97</sup>, A. Kondratyev <sup>141</sup>, N. Kondratyeva <sup>140</sup>,  
 E. Kondratyuk <sup>140</sup>, J. Konig <sup>63</sup>, S.A. Konigstorfer <sup>95</sup>, P.J. Konopka <sup>32</sup>, G. Kornakov <sup>133</sup>,  
 S.D. Koryciak <sup>2</sup>, A. Kotliarov <sup>86</sup>, V. Kovalenko <sup>140</sup>, M. Kowalski <sup>107</sup>, V. Kozhuharov <sup>36</sup>,  
 I. Králik <sup>59</sup>, A. Kravčáková <sup>37</sup>, L. Kreis <sup>97</sup>, M. Krivda <sup>100,59</sup>, F. Krizek <sup>86</sup>,  
 K. Krizkova Gajdosova <sup>35</sup>, M. Kroesen <sup>94</sup>, M. Krüger <sup>63</sup>, D.M. Krupova <sup>35</sup>, E. Kryshen <sup>140</sup>,  
 V. Kučera <sup>32</sup>, C. Kuhn <sup>127</sup>, P.G. Kuijjer <sup>84</sup>, T. Kumaoka <sup>123</sup>, D. Kumar <sup>132</sup>, L. Kumar <sup>90</sup>,  
 N. Kumar <sup>90</sup>, S. Kumar <sup>31</sup>, S. Kundu <sup>32</sup>, P. Kurashvili <sup>79</sup>, A. Kurepin <sup>140</sup>, A.B. Kurepin <sup>140</sup>,  
 A. Kuryakin <sup>140</sup>, S. Kushpil <sup>86</sup>, J. Kvapil <sup>100</sup>, M.J. Kweon <sup>57</sup>, J.Y. Kwon <sup>57</sup>, Y. Kwon <sup>138</sup>,  
 S.L. La Pointe <sup>38</sup>, P. La Rocca <sup>26</sup>, Y.S. Lai <sup>74</sup>, A. Lakrathok <sup>105</sup>, M. Lamanna <sup>32</sup>,  
 R. Langoy <sup>119</sup>, P. Larionov <sup>32</sup>, E. Laudi <sup>32</sup>, L. Lautner <sup>32,95</sup>, R. Lavicka <sup>102</sup>,  
 T. Lazareva <sup>140</sup>, R. Lea <sup>131,54</sup>, H. Lee <sup>104</sup>, G. Legras <sup>135</sup>, J. Lehrbach <sup>38</sup>, R.C. Lemmon <sup>85</sup>,  
 I. León Monzón <sup>109</sup>, M.M. Lesch <sup>95</sup>, E.D. Lesser <sup>18</sup>, M. Lettrich <sup>95</sup>, P. Lévai <sup>136</sup>, X. Li <sup>10</sup>,  
 X.L. Li <sup>6</sup>, J. Lien <sup>119</sup>, R. Lietava <sup>100</sup>, I. Likmeta <sup>114</sup>, B. Lim <sup>24,16</sup>, S.H. Lim <sup>16</sup>,  
 V. Lindenstruth <sup>38</sup>, A. Lindner <sup>45</sup>, C. Lippmann <sup>97</sup>, A. Liu <sup>18</sup>, D.H. Liu <sup>6</sup>, J. Liu <sup>117</sup>,  
 I.M. Lofnes <sup>20</sup>, C. Loizides <sup>87</sup>, S. Lokos <sup>107</sup>, J. Lomker <sup>58</sup>, P. Loncar <sup>33</sup>, J.A. Lopez <sup>94</sup>,  
 X. Lopez <sup>125</sup>, E. López Torres <sup>7</sup>, P. Lu <sup>97,118</sup>, J.R. Luhder <sup>135</sup>, M. Lunardon <sup>27</sup>,  
 G. Luparello <sup>56</sup>, Y.G. Ma <sup>39</sup>, A. Maevskaya <sup>140</sup>, M. Mager <sup>32</sup>, T. Mahmoud <sup>42</sup>, A. Maire <sup>127</sup>,  
 M.V. Makariev <sup>36</sup>, M. Malaev <sup>140</sup>, G. Malfattore <sup>25</sup>, N.M. Malik <sup>91</sup>, Q.W. Malik <sup>19</sup>,  
 S.K. Malik <sup>91</sup>, L. Malinina <sup>VII,141</sup>, D. Mal'Kevich <sup>140</sup>, D. Mallick <sup>80</sup>, N. Mallick <sup>47</sup>,  
 G. Mandaglio <sup>30,52</sup>, V. Manko <sup>140</sup>, F. Manso <sup>125</sup>, V. Manzari <sup>49</sup>, Y. Mao <sup>6</sup>,  
 G.V. Margagliotti <sup>23</sup>, A. Margotti <sup>50</sup>, A. Marín <sup>97</sup>, C. Markert <sup>108</sup>, P. Martinengo <sup>32</sup>,  
 J.L. Martinez <sup>114</sup>, M.I. Martínez <sup>44</sup>, G. Martínez García <sup>103</sup>, S. Masciocchi <sup>97</sup>, M. Masera <sup>24</sup>,  
 A. Masoni <sup>51</sup>, L. Massacrier <sup>72</sup>, A. Mastroserio <sup>129,49</sup>, O. Matonoha <sup>75</sup>, P.F.T. Matuoka <sup>110</sup>,  
 A. Matyja <sup>107</sup>, C. Mayer <sup>107</sup>, A.L. Mazuecos <sup>32</sup>, F. Mazzaschi <sup>24</sup>, M. Mazzilli <sup>32</sup>,  
 J.E. Mdhuli <sup>121</sup>, A.F. Mechler <sup>63</sup>, Y. Melikyan <sup>43,140</sup>, A. Menchaca-Rocha <sup>66</sup>,  
 E. Meninno <sup>102,28</sup>, A.S. Menon <sup>114</sup>, M. Meres <sup>12</sup>, S. Mhlanga <sup>113,67</sup>, Y. Miake <sup>123</sup>,  
 L. Micheletti <sup>55</sup>, L.C. Migliorin <sup>126</sup>, D.L. Mihaylov <sup>95</sup>, K. Mikhaylov <sup>141,140</sup>, A.N. Mishra <sup>136</sup>,  
 D. Miśkowiec <sup>97</sup>, A. Modak <sup>4</sup>, A.P. Mohanty <sup>58</sup>, B. Mohanty <sup>80</sup>, M. Mohisin Khan <sup>V,15</sup>,  
 M.A. Molander <sup>43</sup>, Z. Moravcova <sup>83</sup>, C. Mordasini <sup>95</sup>, D.A. Moreira De Godoy <sup>135</sup>,  
 I. Morozov <sup>140</sup>, A. Morsch <sup>32</sup>, T. Mrnjavac <sup>32</sup>, V. Muccifora <sup>48</sup>, S. Muhuri <sup>132</sup>,  
 J.D. Mulligan <sup>74</sup>, A. Mulliri <sup>22</sup>, M.G. Munhoz <sup>110</sup>, R.H. Munzer <sup>63</sup>, H. Murakami <sup>122</sup>,  
 S. Murray <sup>113</sup>, L. Musa <sup>32</sup>, J. Musinsky <sup>59</sup>, J.W. Myrcha <sup>133</sup>, B. Naik <sup>121</sup>,  
 A.I. Nambrath <sup>18</sup>, B.K. Nandi <sup>46</sup>, R. Nania <sup>50</sup>, E. Nappi <sup>49</sup>, A.F. Nassirpour <sup>75</sup>, A. Nath <sup>94</sup>,  
 C. Nattrass <sup>120</sup>, M.N. Naydenov <sup>36</sup>, A. Neagu <sup>19</sup>, A. Negru <sup>124</sup>, L. Nellen <sup>64</sup>, S.V. Nesbo <sup>34</sup>,  
 G. Neskovic <sup>38</sup>, D. Nesterov <sup>140</sup>, B.S. Nielsen <sup>83</sup>, E.G. Nielsen <sup>83</sup>, S. Nikolaev <sup>140</sup>,  
 S. Nikulin <sup>140</sup>, V. Nikulin <sup>140</sup>, F. Noferini <sup>50</sup>, S. Noh <sup>11</sup>, P. Nomokonov <sup>141</sup>,  
 J. Norman <sup>117</sup>, N. Novitzky <sup>123</sup>, P. Nowakowski <sup>133</sup>, A. Nyanin <sup>140</sup>, J. Nystrand <sup>20</sup>,  
 M. Ogino <sup>76</sup>, A. Ohlson <sup>75</sup>, V.A. Okorokov <sup>140</sup>, J. Oleniacz <sup>133</sup>, A.C. Oliveira Da Silva <sup>120</sup>,  
 M.H. Oliver <sup>137</sup>, A. Onnerstad <sup>115</sup>, C. Oppedisano <sup>55</sup>, A. Ortiz Velasquez <sup>64</sup>,  
 J. Otwinowski <sup>107</sup>, M. Oya <sup>92</sup>, K. Oyama <sup>76</sup>, Y. Pachmayer <sup>94</sup>, S. Padhan <sup>46</sup>,  
 D. Pagano <sup>131,54</sup>, G. Paić <sup>64</sup>, A. Palasciano <sup>49</sup>, S. Panebianco <sup>128</sup>, H. Park <sup>123</sup>,



H. Park<sup>104</sup>, J. Park<sup>57</sup>, J.E. Parkkila<sup>32</sup>, R.N. Patra<sup>91</sup>, B. Paul<sup>22</sup>, H. Pei<sup>6</sup>,  
T. Peitzmann<sup>58</sup>, X. Peng<sup>6</sup>, M. Pennisi<sup>24</sup>, L.G. Pereira<sup>65</sup>, D. Peresunko<sup>140</sup>,  
G.M. Perez<sup>7</sup>, S. Perrin<sup>128</sup>, Y. Pestov<sup>140</sup>, V. Petráček<sup>35</sup>, V. Petrov<sup>140</sup>, M. Petrovici<sup>45</sup>,  
R.P. Pezzi<sup>103,65</sup>, S. Piano<sup>56</sup>, M. Pikna<sup>12</sup>, P. Pillot<sup>103</sup>, O. Pinazza<sup>50,32</sup>, L. Pinsky<sup>114</sup>,  
C. Pinto<sup>95</sup>, S. Pisano<sup>48</sup>, M. Płoskoń<sup>74</sup>, M. Planinic<sup>89</sup>, F. Pliquett<sup>63</sup>, M.G. Poghosyan<sup>87</sup>,  
B. Polichtchouk<sup>140</sup>, S. Politano<sup>29</sup>, N. Poljak<sup>89</sup>, A. Pop<sup>45</sup>, S. Porteboeuf-Houssais<sup>125</sup>,  
V. Pozdniakov<sup>141</sup>, K.K. Pradhan<sup>47</sup>, S.K. Prasad<sup>4</sup>, S. Prasad<sup>47</sup>, R. Preghenella<sup>50</sup>,  
F. Prino<sup>55</sup>, C.A. Pruneau<sup>134</sup>, I. Pshenichnov<sup>140</sup>, M. Puccio<sup>32</sup>, S. Pucillo<sup>24</sup>,  
Z. Pugelova<sup>106</sup>, S. Qiu<sup>84</sup>, L. Quaglia<sup>24</sup>, R.E. Quishpe<sup>114</sup>, S. Ragoni<sup>14,100</sup>,  
A. Rakotozafindrabe<sup>128</sup>, L. Ramello<sup>130,55</sup>, F. Rami<sup>127</sup>, S.A.R. Ramirez<sup>44</sup>, T.A. Rancien<sup>73</sup>,  
M. Rasa<sup>26</sup>, S.S. Räsänen<sup>43</sup>, R. Rath<sup>50</sup>, M.P. Rauch<sup>20</sup>, I. Ravasenga<sup>84</sup>,  
K.F. Read<sup>87,120</sup>, C. Reckziegel<sup>112</sup>, A.R. Redelbach<sup>38</sup>, K. Redlich<sup>VI,79</sup>, C.A. Reetz<sup>97</sup>,  
A. Rehman<sup>20</sup>, F. Reidt<sup>32</sup>, H.A. Reme-Ness<sup>34</sup>, Z. Rescakova<sup>37</sup>, K. Reyers<sup>94</sup>,  
A. Riabov<sup>140</sup>, V. Riabov<sup>140</sup>, R. Ricci<sup>28</sup>, M. Richter<sup>19</sup>, A.A. Riedel<sup>95</sup>, W. Riegler<sup>32</sup>,  
C. Ristea<sup>62</sup>, M. Rodríguez Cahuantzi<sup>44</sup>, K. Røed<sup>19</sup>, R. Rogalev<sup>140</sup>, E. Rogochaya<sup>141</sup>,  
T.S. Rogoschinski<sup>63</sup>, D. Rohr<sup>32</sup>, D. Röhrich<sup>20</sup>, P.F. Rojas<sup>44</sup>, S. Rojas Torres<sup>35</sup>,  
P.S. Rokita<sup>133</sup>, G. Romanenko<sup>141</sup>, F. Ronchetti<sup>48</sup>, A. Rosano<sup>30,52</sup>, E.D. Rosas<sup>64</sup>,  
K. Roslon<sup>133</sup>, A. Rossi<sup>53</sup>, A. Roy<sup>47</sup>, S. Roy<sup>46</sup>, N. Rubini<sup>25</sup>, O.V. Rueda<sup>114,75</sup>,  
D. Ruggiano<sup>133</sup>, R. Rui<sup>23</sup>, B. Rumyantsev<sup>141</sup>, P.G. Russek<sup>2</sup>, R. Russo<sup>84</sup>,  
A. Rustamov<sup>81</sup>, E. Ryabinkin<sup>140</sup>, Y. Ryabov<sup>140</sup>, A. Rybicki<sup>107</sup>, H. Rytönen<sup>115</sup>,  
W. Rzesza<sup>133</sup>, O.A.M. Saari<sup>43</sup>, R. Sadek<sup>103</sup>, S. Sadhu<sup>31</sup>, S. Sadovsky<sup>140</sup>,  
J. Saetre<sup>20</sup>, K. Šafařík<sup>35</sup>, S.K. Saha<sup>4</sup>, S. Saha<sup>80</sup>, B. Sahoo<sup>46</sup>, R. Sahoo<sup>47</sup>, S. Sahoo<sup>60</sup>,  
D. Sahu<sup>47</sup>, P.K. Sahu<sup>60</sup>, J. Saini<sup>132</sup>, K. Sajdakova<sup>37</sup>, S. Sakai<sup>123</sup>, M.P. Salvan<sup>97</sup>,  
S. Sambyal<sup>91</sup>, I. Sanna<sup>32,95</sup>, T.B. Saramela<sup>110</sup>, D. Sarkar<sup>134</sup>, N. Sarkar<sup>132</sup>, P. Sarma<sup>41</sup>,  
V. Sarritzu<sup>22</sup>, V.M. Sarti<sup>95</sup>, M.H.P. Sas<sup>137</sup>, J. Schambach<sup>87</sup>, H.S. Scheid<sup>63</sup>,  
C. Schiaua<sup>45</sup>, R. Schicker<sup>94</sup>, A. Schmah<sup>94</sup>, C. Schmidt<sup>97</sup>, H.R. Schmidt<sup>93</sup>,  
M.O. Schmidt<sup>32</sup>, M. Schmidt<sup>93</sup>, N.V. Schmidt<sup>87</sup>, A.R. Schmier<sup>120</sup>, R. Schotter<sup>127</sup>,  
A. Schröter<sup>38</sup>, J. Schukraft<sup>32</sup>, K. Schwarz<sup>97</sup>, K. Schweda<sup>97</sup>, G. Scioli<sup>25</sup>, E. Scomparin<sup>55</sup>,  
J.E. Seger<sup>14</sup>, Y. Sekiguchi<sup>122</sup>, D. Sekihata<sup>122</sup>, I. Selyuzhenkov<sup>97,140</sup>, S. Senyukov<sup>127</sup>,  
J.J. Seo<sup>57</sup>, D. Serebryakov<sup>140</sup>, L. Šerkšnytė<sup>95</sup>, A. Sevcenco<sup>62</sup>, T.J. Shaba<sup>67</sup>,  
A. Shabetai<sup>103</sup>, R. Shahoyan<sup>32</sup>, A. Shangaraev<sup>140</sup>, A. Sharma<sup>90</sup>, B. Sharma<sup>91</sup>,  
D. Sharma<sup>46</sup>, H. Sharma<sup>107</sup>, M. Sharma<sup>91</sup>, S. Sharma<sup>76</sup>, S. Sharma<sup>91</sup>, U. Sharma<sup>91</sup>,  
A. Shatat<sup>72</sup>, O. Sheibani<sup>114</sup>, K. Shigaki<sup>92</sup>, M. Shimomura<sup>77</sup>, J. Shin<sup>11</sup>, S. Shirinkin<sup>140</sup>,  
Q. Shou<sup>39</sup>, Y. Sibiriak<sup>140</sup>, S. Siddhanta<sup>51</sup>, T. Siemiarczuk<sup>79</sup>, T.F. Silva<sup>110</sup>,  
D. Silvermyr<sup>75</sup>, T. Simantathammakul<sup>105</sup>, R. Simeonov<sup>36</sup>, B. Singh<sup>91</sup>, B. Singh<sup>95</sup>,  
R. Singh<sup>80</sup>, R. Singh<sup>91</sup>, R. Singh<sup>47</sup>, S. Singh<sup>15</sup>, V.K. Singh<sup>132</sup>, V. Singhal<sup>132</sup>,  
T. Sinha<sup>99</sup>, B. Sitar<sup>12</sup>, M. Sitta<sup>130,55</sup>, T.B. Skaali<sup>19</sup>, G. Skorodumovs<sup>94</sup>, M. Slupecki<sup>43</sup>,  
N. Smirnov<sup>137</sup>, R.J.M. Snellings<sup>58</sup>, E.H. Solheim<sup>19</sup>, J. Song<sup>114</sup>, A. Songmoolnak<sup>105</sup>,  
F. Soramel<sup>27</sup>, R. Spijkers<sup>84</sup>, I. Sputowska<sup>107</sup>, J. Staa<sup>75</sup>, J. Stachel<sup>94</sup>, I. Stan<sup>62</sup>,  
P.J. Steffanic<sup>120</sup>, S.F. Stiefelmaier<sup>94</sup>, D. Stocco<sup>103</sup>, I. Storehaug<sup>19</sup>, P. Stratmann<sup>135</sup>,  
S. Strazzi<sup>25</sup>, C.P. Stylianidis<sup>84</sup>, A.A.P. Suaide<sup>110</sup>, C. Suire<sup>72</sup>, M. Sukhanov<sup>140</sup>,  
M. Suljic<sup>32</sup>, R. Sultanov<sup>140</sup>, V. Sumberia<sup>91</sup>, S. Sumowidagdo<sup>82</sup>, S. Swain<sup>60</sup>, I. Szarka<sup>12</sup>,  
M. Szymkowski<sup>133</sup>, S.F. Taghavi<sup>95</sup>, G. Taillepiéd<sup>97</sup>, J. Takahashi<sup>111</sup>, G.J. Tambave<sup>20</sup>,

S. Tang <sup>125,6</sup>, Z. Tang <sup>118</sup>, J.D. Tapia Takaki <sup>116</sup>, N. Tapus<sup>124</sup>, L.A. Tarasovicova <sup>135</sup>, M.G. Tarzila <sup>45</sup>, G.F. Tassielli <sup>31</sup>, A. Tauro <sup>32</sup>, G. Tejada Muñoz <sup>44</sup>, A. Telesca <sup>32</sup>, L. Terlizzi <sup>24</sup>, C. Terrevoli <sup>114</sup>, G. Tersimonov<sup>3</sup>, S. Thakur <sup>4</sup>, D. Thomas <sup>108</sup>, A. Tikhonov <sup>140</sup>, A.R. Timmins <sup>114</sup>, M. Tkacik<sup>106</sup>, T. Tkacik <sup>106</sup>, A. Toia <sup>63</sup>, R. Tokumoto<sup>92</sup>, N. Topilskaya <sup>140</sup>, M. Toppi <sup>48</sup>, F. Torales-Acosta<sup>18</sup>, T. Tork <sup>72</sup>, A.G. Torres Ramos <sup>31</sup>, A. Trifiró <sup>30,52</sup>, A.S. Triolo <sup>30,52</sup>, S. Tripathy <sup>50</sup>, T. Tripathy <sup>46</sup>, S. Trogolo <sup>32</sup>, V. Trubnikov <sup>3</sup>, W.H. Trzaska <sup>115</sup>, T.P. Trzcinski <sup>133</sup>, A. Tumkin <sup>140</sup>, R. Turrisi <sup>53</sup>, T.S. Tveter <sup>19</sup>, K. Ullaland <sup>20</sup>, B. Ulukutlu <sup>95</sup>, A. Uras <sup>126</sup>, M. Urioni <sup>54,131</sup>, G.L. Usai <sup>22</sup>, M. Vala<sup>37</sup>, N. Valle <sup>21</sup>, L.V.R. van Doremalen<sup>58</sup>, M. van Leeuwen <sup>84</sup>, C.A. van Veen <sup>94</sup>, R.J.G. van Weelden <sup>84</sup>, P. Vande Vyvre <sup>32</sup>, D. Varga <sup>136</sup>, Z. Varga <sup>136</sup>, M. Vasileiou <sup>78</sup>, A. Vasiliev <sup>140</sup>, O. Vázquez Doce <sup>48</sup>, V. Vechernin <sup>140</sup>, E. Vercellin <sup>24</sup>, S. Vergara Limón<sup>44</sup>, L. Vermunt <sup>97</sup>, R. Vértesi <sup>136</sup>, M. Verweij <sup>58</sup>, L. Vickovic<sup>33</sup>, Z. Vilakazi<sup>121</sup>, O. Villalobos Baillie <sup>100</sup>, A. Villani <sup>23</sup>, G. Vino <sup>49</sup>, A. Vinogradov <sup>140</sup>, T. Virgili <sup>28</sup>, V. Vislavicius<sup>75</sup>, A. Vodopyanov <sup>141</sup>, B. Volkel <sup>32</sup>, M.A. Völkl <sup>94</sup>, K. Voloshin<sup>140</sup>, S.A. Voloshin <sup>134</sup>, G. Volpe <sup>31</sup>, B. von Haller <sup>32</sup>, I. Vorobyev <sup>95</sup>, N. Vozniuk <sup>140</sup>, J. Vrláková <sup>37</sup>, C. Wang <sup>39</sup>, D. Wang<sup>39</sup>, Y. Wang <sup>39</sup>, A. Wegrzynek <sup>32</sup>, F.T. Weiglhofer<sup>38</sup>, S.C. Wenzel <sup>32</sup>, J.P. Wessels <sup>135</sup>, S.L. Weyhmiller <sup>137</sup>, J. Wiechula <sup>63</sup>, J. Wikne <sup>19</sup>, G. Wilk <sup>79</sup>, J. Wilkinson <sup>97</sup>, G.A. Willems <sup>135</sup>, B. Windelband<sup>94</sup>, M. Winn <sup>128</sup>, J.R. Wright <sup>108</sup>, W. Wu<sup>39</sup>, Y. Wu <sup>118</sup>, R. Xu <sup>6</sup>, A. Yadav <sup>42</sup>, A.K. Yadav <sup>132</sup>, S. Yalcin <sup>71</sup>, Y. Yamaguchi<sup>92</sup>, S. Yang<sup>20</sup>, S. Yano <sup>92</sup>, Z. Yin <sup>6</sup>, I.-K. Yoo <sup>16</sup>, J.H. Yoon <sup>57</sup>, S. Yuan<sup>20</sup>, A. Yuncu <sup>94</sup>, V. Zaccolo <sup>23</sup>, C. Zampolli <sup>32</sup>, F. Zanone <sup>94</sup>, N. Zardoshti <sup>32,100</sup>, A. Zarochentsev <sup>140</sup>, P. Závada <sup>61</sup>, N. Zaviyalov<sup>140</sup>, M. Zhalov <sup>140</sup>, B. Zhang <sup>6</sup>, L. Zhang <sup>39</sup>, S. Zhang <sup>39</sup>, X. Zhang <sup>6</sup>, Y. Zhang<sup>118</sup>, Z. Zhang <sup>6</sup>, M. Zhao <sup>10</sup>, V. Zhrebchevskii <sup>140</sup>, Y. Zhi<sup>10</sup>, D. Zhou <sup>6</sup>, Y. Zhou <sup>83</sup>, J. Zhu <sup>97,6</sup>, Y. Zhu<sup>6</sup>, S.C. Zugravel <sup>55</sup>, N. Zurlo <sup>131,54</sup>

<sup>1</sup> A.I. Alikhanyan National Science Laboratory (Yerevan Physics Institute) Foundation, Yerevan, Armenia

<sup>2</sup> AGH University of Science and Technology, Cracow, Poland

<sup>3</sup> Bogolyubov Institute for Theoretical Physics, National Academy of Sciences of Ukraine, Kiev, Ukraine

<sup>4</sup> Bose Institute, Department of Physics and Centre for Astroparticle Physics and Space Science (CAPSS), Kolkata, India

<sup>5</sup> California Polytechnic State University, San Luis Obispo, California, United States

<sup>6</sup> Central China Normal University, Wuhan, China

<sup>7</sup> Centro de Aplicaciones Tecnológicas y Desarrollo Nuclear (CEADEN), Havana, Cuba

<sup>8</sup> Centro de Investigación y de Estudios Avanzados (CINVESTAV), Mexico City and Mérida, Mexico

<sup>9</sup> Chicago State University, Chicago, Illinois, United States

<sup>10</sup> China Institute of Atomic Energy, Beijing, China

<sup>11</sup> Chungbuk National University, Cheongju, Republic of Korea

<sup>12</sup> Comenius University Bratislava, Faculty of Mathematics, Physics and Informatics, Bratislava, Slovak Republic

<sup>13</sup> COMSATS University Islamabad, Islamabad, Pakistan

<sup>14</sup> Creighton University, Omaha, Nebraska, United States

<sup>15</sup> Department of Physics, Aligarh Muslim University, Aligarh, India

<sup>16</sup> Department of Physics, Pusan National University, Pusan, Republic of Korea

<sup>17</sup> Department of Physics, Sejong University, Seoul, Republic of Korea

<sup>18</sup> Department of Physics, University of California, Berkeley, California, United States

- <sup>19</sup> *Department of Physics, University of Oslo, Oslo, Norway*
- <sup>20</sup> *Department of Physics and Technology, University of Bergen, Bergen, Norway*
- <sup>21</sup> *Dipartimento di Fisica, Università di Pavia, Pavia, Italy*
- <sup>22</sup> *Dipartimento di Fisica dell'Università and Sezione INFN, Cagliari, Italy*
- <sup>23</sup> *Dipartimento di Fisica dell'Università and Sezione INFN, Trieste, Italy*
- <sup>24</sup> *Dipartimento di Fisica dell'Università and Sezione INFN, Turin, Italy*
- <sup>25</sup> *Dipartimento di Fisica e Astronomia dell'Università and Sezione INFN, Bologna, Italy*
- <sup>26</sup> *Dipartimento di Fisica e Astronomia dell'Università and Sezione INFN, Catania, Italy*
- <sup>27</sup> *Dipartimento di Fisica e Astronomia dell'Università and Sezione INFN, Padova, Italy*
- <sup>28</sup> *Dipartimento di Fisica 'E.R. Caianiello' dell'Università and Gruppo Collegato INFN, Salerno, Italy*
- <sup>29</sup> *Dipartimento DISAT del Politecnico and Sezione INFN, Turin, Italy*
- <sup>30</sup> *Dipartimento di Scienze MIFT, Università di Messina, Messina, Italy*
- <sup>31</sup> *Dipartimento Interateneo di Fisica 'M. Merlin' and Sezione INFN, Bari, Italy*
- <sup>32</sup> *European Organization for Nuclear Research (CERN), Geneva, Switzerland*
- <sup>33</sup> *Faculty of Electrical Engineering, Mechanical Engineering and Naval Architecture, University of Split, Split, Croatia*
- <sup>34</sup> *Faculty of Engineering and Science, Western Norway University of Applied Sciences, Bergen, Norway*
- <sup>35</sup> *Faculty of Nuclear Sciences and Physical Engineering, Czech Technical University in Prague, Prague, Czech Republic*
- <sup>36</sup> *Faculty of Physics, Sofia University, Sofia, Bulgaria*
- <sup>37</sup> *Faculty of Science, P.J. Šafárik University, Košice, Slovak Republic*
- <sup>38</sup> *Frankfurt Institute for Advanced Studies, Johann Wolfgang Goethe-Universität Frankfurt, Frankfurt, Germany*
- <sup>39</sup> *Fudan University, Shanghai, China*
- <sup>40</sup> *Gangneung-Wonju National University, Gangneung, Republic of Korea*
- <sup>41</sup> *Gauhati University, Department of Physics, Guwahati, India*
- <sup>42</sup> *Helmholtz-Institut für Strahlen- und Kernphysik, Rheinische Friedrich-Wilhelms-Universität Bonn, Bonn, Germany*
- <sup>43</sup> *Helsinki Institute of Physics (HIP), Helsinki, Finland*
- <sup>44</sup> *High Energy Physics Group, Universidad Autónoma de Puebla, Puebla, Mexico*
- <sup>45</sup> *Horia Hulubei National Institute of Physics and Nuclear Engineering, Bucharest, Romania*
- <sup>46</sup> *Indian Institute of Technology Bombay (IIT), Mumbai, India*
- <sup>47</sup> *Indian Institute of Technology Indore, Indore, India*
- <sup>48</sup> *INFN, Laboratori Nazionali di Frascati, Frascati, Italy*
- <sup>49</sup> *INFN, Sezione di Bari, Bari, Italy*
- <sup>50</sup> *INFN, Sezione di Bologna, Bologna, Italy*
- <sup>51</sup> *INFN, Sezione di Cagliari, Cagliari, Italy*
- <sup>52</sup> *INFN, Sezione di Catania, Catania, Italy*
- <sup>53</sup> *INFN, Sezione di Padova, Padova, Italy*
- <sup>54</sup> *INFN, Sezione di Pavia, Pavia, Italy*
- <sup>55</sup> *INFN, Sezione di Torino, Turin, Italy*
- <sup>56</sup> *INFN, Sezione di Trieste, Trieste, Italy*
- <sup>57</sup> *Inha University, Incheon, Republic of Korea*
- <sup>58</sup> *Institute for Gravitational and Subatomic Physics (GRASP), Utrecht University/Nikhef, Utrecht, Netherlands*
- <sup>59</sup> *Institute of Experimental Physics, Slovak Academy of Sciences, Košice, Slovak Republic*
- <sup>60</sup> *Institute of Physics, Homi Bhabha National Institute, Bhubaneswar, India*
- <sup>61</sup> *Institute of Physics of the Czech Academy of Sciences, Prague, Czech Republic*
- <sup>62</sup> *Institute of Space Science (ISS), Bucharest, Romania*
- <sup>63</sup> *Institut für Kernphysik, Johann Wolfgang Goethe-Universität Frankfurt, Frankfurt, Germany*
- <sup>64</sup> *Instituto de Ciencias Nucleares, Universidad Nacional Autónoma de México, Mexico City, Mexico*
- <sup>65</sup> *Instituto de Física, Universidade Federal do Rio Grande do Sul (UFRGS), Porto Alegre, Brazil*

- <sup>66</sup> *Instituto de Física, Universidad Nacional Autónoma de México, Mexico City, Mexico*
- <sup>67</sup> *iThemba LABS, National Research Foundation, Somerset West, South Africa*
- <sup>68</sup> *Jeonbuk National University, Jeonju, Republic of Korea*
- <sup>69</sup> *Johann-Wolfgang-Goethe Universität Frankfurt Institut für Informatik, Fachbereich Informatik und Mathematik, Frankfurt, Germany*
- <sup>70</sup> *Korea Institute of Science and Technology Information, Daejeon, Republic of Korea*
- <sup>71</sup> *KTO Karatay University, Konya, Turkey*
- <sup>72</sup> *Laboratoire de Physique des 2 Infinis, Irène Joliot-Curie, Orsay, France*
- <sup>73</sup> *Laboratoire de Physique Subatomique et de Cosmologie, Université Grenoble-Alpes, CNRS-IN2P3, Grenoble, France*
- <sup>74</sup> *Lawrence Berkeley National Laboratory, Berkeley, California, United States*
- <sup>75</sup> *Lund University Department of Physics, Division of Particle Physics, Lund, Sweden*
- <sup>76</sup> *Nagasaki Institute of Applied Science, Nagasaki, Japan*
- <sup>77</sup> *Nara Women's University (NWU), Nara, Japan*
- <sup>78</sup> *National and Kapodistrian University of Athens, School of Science, Department of Physics, Athens, Greece*
- <sup>79</sup> *National Centre for Nuclear Research, Warsaw, Poland*
- <sup>80</sup> *National Institute of Science Education and Research, Homi Bhabha National Institute, Jatni, India*
- <sup>81</sup> *National Nuclear Research Center, Baku, Azerbaijan*
- <sup>82</sup> *National Research and Innovation Agency - BRIN, Jakarta, Indonesia*
- <sup>83</sup> *Niels Bohr Institute, University of Copenhagen, Copenhagen, Denmark*
- <sup>84</sup> *Nikhef, National institute for subatomic physics, Amsterdam, Netherlands*
- <sup>85</sup> *Nuclear Physics Group, STFC Daresbury Laboratory, Daresbury, United Kingdom*
- <sup>86</sup> *Nuclear Physics Institute of the Czech Academy of Sciences, Husinec-Řež, Czech Republic*
- <sup>87</sup> *Oak Ridge National Laboratory, Oak Ridge, Tennessee, United States*
- <sup>88</sup> *Ohio State University, Columbus, Ohio, United States*
- <sup>89</sup> *Physics department, Faculty of science, University of Zagreb, Zagreb, Croatia*
- <sup>90</sup> *Physics Department, Panjab University, Chandigarh, India*
- <sup>91</sup> *Physics Department, University of Jammu, Jammu, India*
- <sup>92</sup> *Physics Program and International Institute for Sustainability with Knotted Chiral Meta Matter (SKCM2), Hiroshima University, Hiroshima, Japan*
- <sup>93</sup> *Physikalisches Institut, Eberhard-Karls-Universität Tübingen, Tübingen, Germany*
- <sup>94</sup> *Physikalisches Institut, Ruprecht-Karls-Universität Heidelberg, Heidelberg, Germany*
- <sup>95</sup> *Physik Department, Technische Universität München, Munich, Germany*
- <sup>96</sup> *Politecnico di Bari and Sezione INFN, Bari, Italy*
- <sup>97</sup> *Research Division and ExtreMe Matter Institute EMMI, GSI Helmholtzzentrum für Schwerionenforschung GmbH, Darmstadt, Germany*
- <sup>98</sup> *Saga University, Saga, Japan*
- <sup>99</sup> *Saha Institute of Nuclear Physics, Homi Bhabha National Institute, Kolkata, India*
- <sup>100</sup> *School of Physics and Astronomy, University of Birmingham, Birmingham, United Kingdom*
- <sup>101</sup> *Sección Física, Departamento de Ciencias, Pontificia Universidad Católica del Perú, Lima, Peru*
- <sup>102</sup> *Stefan Meyer Institut für Subatomare Physik (SMI), Vienna, Austria*
- <sup>103</sup> *SUBATECH, IMT Atlantique, Nantes Université, CNRS-IN2P3, Nantes, France*
- <sup>104</sup> *Sungkyunkwan University, Suwon City, Republic of Korea*
- <sup>105</sup> *Suranaree University of Technology, Nakhon Ratchasima, Thailand*
- <sup>106</sup> *Technical University of Košice, Košice, Slovak Republic*
- <sup>107</sup> *The Henryk Niewodniczanski Institute of Nuclear Physics, Polish Academy of Sciences, Cracow, Poland*
- <sup>108</sup> *The University of Texas at Austin, Austin, Texas, United States*
- <sup>109</sup> *Universidad Autónoma de Sinaloa, Culiacán, Mexico*
- <sup>110</sup> *Universidade de São Paulo (USP), São Paulo, Brazil*
- <sup>111</sup> *Universidade Estadual de Campinas (UNICAMP), Campinas, Brazil*

- <sup>112</sup> *Universidade Federal do ABC, Santo Andre, Brazil*  
<sup>113</sup> *University of Cape Town, Cape Town, South Africa*  
<sup>114</sup> *University of Houston, Houston, Texas, United States*  
<sup>115</sup> *University of Jyväskylä, Jyväskylä, Finland*  
<sup>116</sup> *University of Kansas, Lawrence, Kansas, United States*  
<sup>117</sup> *University of Liverpool, Liverpool, United Kingdom*  
<sup>118</sup> *University of Science and Technology of China, Hefei, China*  
<sup>119</sup> *University of South-Eastern Norway, Kongsberg, Norway*  
<sup>120</sup> *University of Tennessee, Knoxville, Tennessee, United States*  
<sup>121</sup> *University of the Witwatersrand, Johannesburg, South Africa*  
<sup>122</sup> *University of Tokyo, Tokyo, Japan*  
<sup>123</sup> *University of Tsukuba, Tsukuba, Japan*  
<sup>124</sup> *University Politehnica of Bucharest, Bucharest, Romania*  
<sup>125</sup> *Université Clermont Auvergne, CNRS/IN2P3, LPC, Clermont-Ferrand, France*  
<sup>126</sup> *Université de Lyon, CNRS/IN2P3, Institut de Physique des 2 Infinis de Lyon, Lyon, France*  
<sup>127</sup> *Université de Strasbourg, CNRS, IPHC UMR 7178, F-67000 Strasbourg, France, Strasbourg, France*  
<sup>128</sup> *Université Paris-Saclay Centre d'Etudes de Saclay (CEA), IRFU, Département de Physique Nucléaire (DPhN), Saclay, France*  
<sup>129</sup> *Università degli Studi di Foggia, Foggia, Italy*  
<sup>130</sup> *Università del Piemonte Orientale, Vercelli, Italy*  
<sup>131</sup> *Università di Brescia, Brescia, Italy*  
<sup>132</sup> *Variable Energy Cyclotron Centre, Homi Bhabha National Institute, Kolkata, India*  
<sup>133</sup> *Warsaw University of Technology, Warsaw, Poland*  
<sup>134</sup> *Wayne State University, Detroit, Michigan, United States*  
<sup>135</sup> *Westfälische Wilhelms-Universität Münster, Institut für Kernphysik, Münster, Germany*  
<sup>136</sup> *Wigner Research Centre for Physics, Budapest, Hungary*  
<sup>137</sup> *Yale University, New Haven, Connecticut, United States*  
<sup>138</sup> *Yonsei University, Seoul, Republic of Korea*  
<sup>139</sup> *Zentrum für Technologie und Transfer (ZTT), Worms, Germany*  
<sup>140</sup> *Affiliated with an institute covered by a cooperation agreement with CERN*  
<sup>141</sup> *Affiliated with an international laboratory covered by a cooperation agreement with CERN*

<sup>I</sup> *Deceased*

<sup>II</sup> *Also at: Max-Planck-Institut für Physik, Munich, Germany*

<sup>III</sup> *Also at: Italian National Agency for New Technologies, Energy and Sustainable Economic Development (ENEA), Bologna, Italy*

<sup>IV</sup> *Also at: Dipartimento DET del Politecnico di Torino, Turin, Italy*

<sup>V</sup> *Also at: Department of Applied Physics, Aligarh Muslim University, Aligarh, India*

<sup>VI</sup> *Also at: Institute of Theoretical Physics, University of Wrocław, Poland*

<sup>VII</sup> *Also at: An institution covered by a cooperation agreement with CERN*