A photograph of a green vine spiraling around a tree trunk. The vine is bright green and has several loops around the trunk. The tree trunk is greyish-brown and has some moss at the bottom. The background is a blurred green forest.

UNIVERSIDADE FEDERAL DO RIO GRANDE DO SUL
PROGRAMA DE PÓS-GRADUAÇÃO EM BOTÂNICA
CURSO DE DOUTORADO

**Distribuição e atributos de espécies trepadeiras:
análises em escala global, regional e local**

Jaqueline Durigon

Porto Alegre, Março de 2014



Universidade Federal do Rio Grande do Sul
Programa de Pós-Graduação em Botânica

Distribuição e atributos de espécies trepadeiras: análises em escalas global,
regional e local

Jaqueline Durigon

Tese apresentada ao Programa de Pós-Graduação em Botânica, da Universidade Federal do Rio Grande do Sul, como parte dos requisitos necessários para a obtenção do título de Doutor em Ciências: Botânica.

Orientador: Dra. Silvia Teresinha Sfoggia Miotto

Porto Alegre
Março de 2014

*“O sol nos esclarece, esqueço tudo e saio,
Espuma transbordando de canecos de coragem,
A Terra nos protege, o resto eu mesmo faço,
Mares e maremotos,
Sonhos que não vão dormir”.*
(Luis Nennung, por Wander Wildner)

*“Caminando por la vida voy
Con la ilusión de ver mi vida florecer”*
(Wander Wildner)

**AO MEU PAI E À MINHA MÃE
QUE SEMPRE ME ENCHERAM DE AMOR E DE CORAGEM.**

AGRADECIMENTOS

Um dos maiores ensinamentos que tive ao longo do curso de doutorado é que o conhecimento é construído ao longo do tempo e que muitas pessoas contribuem nesse processo, seja com uma idéia, uma coleta, uma crítica ou uma observação. Eu agradeço muito a todas as pessoas que se entusiasmaram junto comigo ao longo da realização deste trabalho, que apostaram no potencial do mesmo, que me apoiaram diante das dificuldades encontradas e valorizaram cada objetivo alcançado. Primeiramente, gostaria de agradecer a minha orientadora, Prof. Silvia T. S. Miotto. Desde o primeiro momento, ela topou o desafio de desenvolver esta tese comigo, mesmo não sendo sobre um tema de sua especialidade. Ela sempre foi minha inspiração pelo modo como conduz sua carreira, com paixão e alegria. Os conselhos e, principalmente, o apoio incondicional da Silvinha diante das minhas escolhas foram essenciais. Hoje, posso dizer a ela que sim, eu fiz algo pelo qual também sou apaixonada, como ela sempre me aconselhou que fizesse, e que tudo foi feito com grande alegria.

Minha formação como botânica se deve muito aos ensinamentos dos professores da Universidade Federal de Santa Maria (UFSM) e dos professores do PPG Botânica e PPG Ecologia da Universidade Federal do Rio Grande do Sul (UFRGS). Gostaria de dizer meu muito obrigado especialmente às professoras Thais Scotti do Canto-Dorow, Sônia Maria Eisinger e Jorge Luiz Waechter, por me apresentarem as trepadeiras e compartilharem comigo seus conhecimentos sobre esse grupo de plantas. Agradeço também a todos aqueles professores que ministraram disciplinas, cursos e que tiveram alguma participação na minha trajetória acadêmica. Gostaria de mencionar os professores João André Jarenkow, Valério Pillar, Paulo Günter Windisch e Nelson Ivo Matzembacher, os quais ministraram as melhores disciplinas que cursei durante o mestrado e o doutorado na UFRGS. Agradeço também às professoras Sandra Müller, Lilian Eggers, Mara Rejane Ritter e Ilsi Boldrini pela atenção e orientação em diversos momentos.

Durante o curso de doutorado, eu tive o privilégio de trabalhar em dois grupos de pesquisa maravilhosos. Inicialmente, na UFRGS, pude conviver, discutir idéias de projeto e coletar com os alunos do Laboratório de Taxonomia de Angiospermas da UFRGS. A Priscila Porto Alegre Ferreira, juntamente com o Eduardo Pasini, Leandro Dal Ri, Adriana Aita e João Iganci me ensinaram muito. Quase tudo que sei hoje sobre taxonomia é devido a estes colegas. Posteriormente, durante o estágio sanduíche no *Laboratório de Ecología Funcional*, em La Serena, Chile, tive a oportunidade de obter outra visão sobre pesquisa e conhecer novas abordagens no campo da ecologia e evolução de plantas. Agradeço muito ao Prof. Ernesto Gianoli e aos meus companheiros chilenos, colombianos e bolivianos pela recepção e pelo apoio nos diversos trabalhos que realizamos juntos. Em especial, quero agradecer a Sandra Milena Durán, que foi minha irmã, minha colega e minha amiga.

Vários dos meus colegas de trabalho se tornaram meus amigos pessoais, sendo, portanto, importantes tanto na minha profissional quanto pessoal. Agradeço especialmente ao Márcio Verdi, meu irmão de coração, a Priscila Porto Alegre Ferreira, minha companheira inseparável em todos os momentos e lugares, a Priscila Crespam, que mesmo de longe fazia com que eu me sentisse a pessoa mais amada e competente do mundo, e a Greta Aline Detke que sempre tem uma palavra positiva e uma idéia genial para compartilhar com as pessoas. Agradeço também a Tamara Pastori, a Cássia Plá Batista, a Adriana Aita, a Larissa Trierveiler Pereira, a Shana Weber e a Maria Angélica Kieling Rubio pelo carinho e atenção; vocês são amigas muito especiais e as levo sempre em meu coração. Igualmente, agradeço ao Juliano Baltazar, ao Marcelo Malyz, a Camila Carneiro, a Mariane Dorneles, a Stephanie Weede, ao João Iganci, ao Tiago Alves, ao Ronaldo dos Santos Júnior, ao Edson Soares, ao Guilherme Seger, ao Martin Grings, ao Rodrigo Leonel Orihuela, ao Pedro Joel e ao Cassiano Welker por todo apoio e companheirismo.

Agradeço a minha família, pelos conselhos, pelo ombro amigo e pelo colo, e principalmente por nunca deixar dúvidas da sua plena confiança em mim. O tão almejado

doutorado só se fez realidade porque lá no início, antes que eu iniciasse o curso de graduação em Biologia, meu pai me disse que confiava em mim e me apoiaria nos meus estudos, mesmo que isso fizesse com que nós ficássemos longe e não pudéssemos fazer o churrasco de todos os domingos e tomar o chimarrão todas as tardes. Obrigada pai, mãe e “manos”.

Agradeço também às pessoas com quem compartilhei um lar em Porto Alegre: Lara Mombelli, Guido Mombelli, Jacson Hansen, Priscila Porto Alegre Ferreira, Cássia Plá e Renata Sirtoli, muito obrigada pela paciência e confiança durante o período em que convivemos.

Quero agradecer também às agências de fomento, CAPES e CNPq, pela bolsa e pelo apoio financeiro concedidos. Aos diretores das Unidades de Conservação que concederam licenças de coleta e nos receberam em suas sedes. Aos herbários e seus curadores, por disponibilizarem as suas coleções para estudo. Aos motoristas do Instituto de Biociências, Edson e Luis, pela compreensão e bom humor durante as coletas.

SUMÁRIO

RESUMO	xiii
ABSTRACT	xiv
INTRODUÇÃO GERAL	15
Busca de padrões ecológicos associados às plantas trepadeiras	15
Padrões de distribuição de espécies trepadeiras e fatores associados	17
Padrões associados a atributos das espécies: novas abordagens na ecologia de trepadeiras	21
Referências Bibliográficas	24
ORGANIZAÇÃO GERAL DA TESE	30
ARTIGO I. <i>Global distribution of root climbers is positively associated with precipitation and negatively associated with seasonality</i>	31
MANUSCRITO	32
Abstract	33
Main text	34
ARTIGO II. <i>Distribution and traits of climbing plants in subtropical and temperate South America</i>	44
MANUSCRITO	45
Abstract	46
Introduction	48
Methods	51
Results	54
Discussion	55
References	59
APÊNDICES	73

ARTIGO III. <i>Trepadeiras na Região Sul do Brasil</i>	92
MANUSCRITO	93
Abstract	94
Resumo	94
Introdução	95
Material e Métodos	98
Resultados	100
Discussão	100
Referências bibliográficas	103
ARTIGO IV. <i>Habitat Filtering of Climbing Mechanisms Explains Patterns of Phylogenetic Structure in Climbing Plant Communities</i>	131
MANUSCRITO	132
Abstract	133
Introduction	134
Methods	136
Results	139
Discussion	141
Literature cited	145
APÊNDICES	156
INFORMAÇÕES ADICIONAIS	162
CONSIDERAÇÕES FINAIS	163
ANEXOS	169
ANEXO 1. Grupos de trepadeiras definidos com base no mecanismo de escalada adotado pelas espécies. (a) apoiantes, (b) com ramos laterais volúveis, (c) com pecíolos volúveis, (d) com gavinhas, (e) com raízes adesivas, (f) apoiantes com acúleos ou espinhos, (g) volúveis.	169
ANEXO 2. Espécies de trepadeiras herbáceas observadas em formações campestres	170

e/ou savânicas, no sul do Brasil. (a-b) *Ipomoea nitida* Griseb., (c-d) *Lathyrus nervosus* Lam., (e-f) *Araujia angustifolia* (Hook. & Arn.) Decne.

ANEXO 3. Espécies de trepadeiras herbáceas que ocorrem em formações vegetais conhecidas como *matorrales*, localizadas no centro e norte do Chile. (a-b) *Sicyos baderoa* Hook. & Arn., (c-d) *Convolvulus chilensis* Pers., (e-f) *Dioscorea* cf. *humifusa* Poepp. 171

ANEXO 4. Espécies de trepadeiras lenhosas compartilhadas entre a região tropical e área subtropical da América do Sul. Elas foram observadas em formações florestais no sul do Brasil, ocorrendo de forma abundante, tanto no interior quanto na borda das florestas. (a-b) *Cuspidaria convoluta* (Vell.) A.H.Gentry, (c-d) *Dolichandra unguis-cati* (L.) L.G.Lohmann, (e-f) *Amphilophium crucigerum* (L.) L.G.Lohmann. 172

ANEXO 5. Espécies de trepadeiras lenhosas endêmicas da área temperada da América do Sul. Elas foram observadas nas florestas temperadas úmidas, localizadas no sul do Chile. (a-b) *Campsidium valdivianum* (Phil.) Skotts. (c-d) *Asteranthera ovata* (Cav.) Hanst. (e-f) *Mitraria coccinea* Cav. 173

ANEXO 6. *Climbing species cited for the extratropical region of South America, their respective classification into climbing mechanisms (C.M.), and growth forms (G.F.), their presence (x) in the subtropical (SUB) and temperate (TEM) areas and in the tropical region (TRO). Asterisks (*) indicate species with a variable habit.* 174

ANEXO 7. *Ecological characteristics associated with groups of climbers defined based on the mechanism employed for climbing.* 212

ANEXO 8. *Climbing species recorded in the subtropical forest remnant in southern Brazil, their respective climbing mechanism and abundance across the four major habitats. FGE = forest/grassland ecotones, FOE = forest/outcrop ecotones, PDF = poorly-drained forest, WDF = well-drained forest.* 215

LISTA DE FIGURAS E DE TABELAS

ARTIGO I. <i>Global distribution of root climbers is positively associated with precipitation and negatively associated with seasonality</i>	31
Table 1. <i>Logistic regressions to evaluate the effects of mean annual precipitation (MAP), dry-season length (DSL) and temperature on the occurrence of root climbers across forests distributed worldwide and in tropical forests only. β denotes the standardized regression coefficients, and SE their standard error.</i>	42
Figure 1. <i>Spatial distribution of Gentry's forest plots used in the current study (n = 174). Presence/absence of root climbers is indicated</i>	43
ARTIGO II. <i>Distribution and attributes of climbing plants in subtropical and temperate South America</i>	44
Figure 1. <i>Location of the study area. The limit of Tropic of Capricorn is shown around 23°S. The boundary between subtropical and temperate areas is indicated at 30°S. Ecoregion classification was adapted from Olson et al. (2001).</i>	69
Figure 2. <i>Number of exclusive and shared climbing species in subtropical and temperate areas of extratropical South America.</i>	70
Figure 3. <i>Species richness of families that are present both in subtropical-exclusive and temperate-exclusive climbing floras. Families totalling less than five species are indicated as "Others". For families present in only one of the areas, see Appendix S1.</i>	71
Figure 4. <i>Percentage of climbing plant species exhibiting a given growth habit (a) and climbing mechanism (b) in different subsets of the extratropical flora. SUB = subtropical-exclusive flora, TEM = temperate-exclusive flora, TRO = flora shared with the tropical region.</i>	72
ARTIGO III. <i>Trepadeiras na Região Sul do Brasil</i>	92
Tabela 1. <i>Espécies de trepadeiras citadas para a Região Sul do Brasil e sua</i>	107

ocorrência nos estados do Paraná (PR), Santa Catarina (SC) e Rio Grande do Sul (RS). Ee: espécies exclusivas, Et/Ee: relação entre o número total de espécies e o número de espécies exclusivas. Os asteriscos (*) indicam espécies de hábito variável.

Figura 1. Famílias mais ricas em espécies de trepadeiras na Região Sul do Brasil e seus respectivos valores de riqueza específica. As 11 famílias representadas incluem 75% das espécies registradas na Região. 128

Figura 2. Diagrama de Venn mostrando a distribuição da riqueza de espécies de trepadeiras nos três Estados da Região Sul do Brasil. 128

Figura 3. Espécies de trepadeiras exclusivas ou pouco comuns na Região Sul do Brasil. A. *Araujia angustifolia* (Hook. & Arn.) Decne; B-C. *Matelea dusenii* Morillo; D. *Mikania oreophila* Ritter & Miotto; E. *Mikania paranensis* Dusén; F. *Adenocalymma dusenii* Kraenzl.; G. *Bignonia callistegioides* Cham.; H. *Ipomoea pampeana* P.P.A. Ferreira & S.T.S. Miotto; I. *Ipomoea paranaense* Hoehne; J. *Ipomoea sulina* P.P.A. Ferreira & S.T.S. Miotto (Fotos: A, G – J. Durigon. B-F – G.D.S. Seger. H-J – P.P.A. Ferreira). 129

Figura 4. Espécies de trepadeiras exclusivas ou pouco comuns na Região Sul do Brasil A. *Ipomoea uruguayensis* Meisn.; B-C. *Ephedra tweediana* Fisch. & C.A. Mey.; D. *Camptosema rubicundum* Hook. & Arn.; E. *Chaetocalyx nigricans* Burkart; F-G. *Blumenbachia exalata* Weigend; H-I. *Disciphania contraversa* Barneby; J. *Solanum viscosissimum* Sendtn. (Fotos: A, C, G – P.P.A. Ferreira. B, D-F – J. Durigon. H, J – G.D.S. Seger. I – G.A. Dettke). 130

ARTIGO IV. *Habitat Filtering of Climbing Mechanisms Explains Patterns of Phylogenetic Structure in Climbing Plant Communities* 131

Table 1. Mean Pairwise Phylogenetic Distance (MPD) and Mean Nearest Taxon Distance (MNTD) observed in climbing communities occurring in distinct habitats of a subtropical forest remnant in southern Brazil. The randomized phylogenetic distance (rand) and related standard deviation (sd) provided by null models are indicated. The p-value and the suggested pattern of the phylogenetic structure for each habitat reflect the departure of the observed MPD (obs) value from the null model, indicated by the standardized 151

effect size (*SES*, *z*). *FOE* = forest/outcrop ecotone, *FGE* = forest/grassland ecotone, *WDF* = well-drained forest, *PDF* = poorly-drained forest. (*n*) = number of species founded at each of the habitats.

Table 2. Mean values and coefficient of variation (*CV*) of the environmental variables more correlated with the climbing assemblages within the four distinct habitats of a subtropical forest remnant in southern Brazil. *FOE* = forest/outcrop ecotone, *FGE* = forest/grassland ecotone, *WDF* = well-drained forest, *PDF* = poorly drained forest. 152

Figure 1. Ultrametric tree based on the APG III phylogeny encompassing the pool of climbing species sampled in a subtropical forest remnant of southern Brazil. The colored circles indicate the functional group to which species are classified according to their main climbing mechanism: black = root-climbers; blue = scramblers; gray = twiners; green = hook-climbers; red = tendril-bearers; yellow = leaf-climbers. 154

Figure 2. Biplot based on a CCA ordination showing the distribution of sampled units from four habitats (gray symbols) across environmental gradients and the association between climbing groups with selected environmental variables. Clustering diagram illustrate the similarity among sampled units in relation to the proportions of climbing mechanisms. ◆ = forest/grassland ecotone (*FGE*); ▲ = forest/outcrop ecotone (*FOE*); ■ = poorly-drained forest (*PDF*); ● = well-drained forest (*WDF*). 155

RESUMO

As trepadeiras apresentam uma grande diversidade de espécies e desempenham um importante papel no funcionamento dos ecossistemas, sobretudo em regiões tropicais. Evidências de que as trepadeiras lenhosas (lianas) estariam aumentando em dominância, trazendo sérias conseqüências para a dinâmica florestal, tornam o estudo de padrões de distribuição de espécies em diferentes escalas e de atributos associados às trepadeiras, temas de grande interesse na ecologia. No presente estudo, mostrou-se que as trepadeiras com raízes adesivas têm maior probabilidade de ocorrer em sítios com níveis mais elevados de precipitação e com menor estacionalidade de chuvas, o que contrasta com o padrão global conhecido para lianas. A diversidade e a distribuição de trepadeiras em regiões extratropicais também foram abordadas, considerando a região extratropical da América do Sul. As floras de áreas subtropicais e temperadas diferiram quanto à riqueza e à composição de espécies trepadeiras e quanto a atributos, tais como forma de crescimento e mecanismo de escalada. No sul do Brasil, uma caracterização mais detalhada da composição de espécies de trepadeiras foi realizada, corroborando a importância desse grupo em regiões extratropicais. Finalmente, em escala local, foi demonstrado que a probabilidade de ocorrência das espécies em certo hábitat é influenciada pelo tipo de mecanismo de escalada adotado. Considerando que espécies com o mesmo mecanismo apresentam tolerâncias e requerimentos ambientais semelhantes, a ação de filtros resulta em uma distribuição não randômica das guildas de escalada ao longo de hábitats distintos. Além da estrutura fenotípica, a estrutura filogenética das comunidades refletiu a ação de filtros sobre o mecanismo de escala.

Palavras-chave: diversidade florística, lianas, mecanismos de escalada, padrões ecológicos.

ABSTRACT

Climbers are a diverse group of plants which plays an important role in ecosystems functioning, especially in tropical regions. Regarding the evidences that lianas are increasing in dominance with significant consequences for the forest dynamics, the study of patterns of distribution at different scales and climbing traits constitute relevant issues in plant ecology. At the present study, we showed that root-climbers have greater probability of occurrence at sites with higher precipitations and lower seasonality, which contrasts with the global pattern proposed for lianas. The diversity and distribution of climbing plants in extratropical regions were also addressed, concerning the extratropical region of South America. Subtropical and temperate areas differed as their species richness, taxonomic composition and attributes, such as growth form and climbing mechanism. In southern Brazil, the climbing flora composition was described in more detail, reinforcing the importance of this group of plants in extratropical regions. Finally, at local scale, we showed that the species probability of occurrence in a habitat was associated to their climbing mechanism. Regarding that species which share the same climbing mechanism have similar tolerances and environmental requirements, the action of filters results in a non-random distribution of the climbing guilds across different habitats. Besides of the phenotypic structure, the community phylogenetic structure is also influenced by habitat filtering of climbing mechanisms.

Keywords: floristic diversity, lianas, climbing mechanism, ecological patterns.

INTRODUÇÃO

A compreensão de como a diversidade está distribuída e quais os fatores que influenciam as variações na mesma constitui um tema central em ecologia. Padrões florísticos e de distribuição da riqueza e abundância de espécies são o resultado de múltiplos fatores, tais como biogeográficos, históricos, climáticos, além de fatores abióticos e bióticos locais, sendo que a importância relativa dos mesmos pode variar de acordo com a escala de análise (Wiens *et al.*, 2004; Begon *et al.*, 2006). O conjunto de espécies que compõe a flora de uma grande região geográfica, por exemplo, deriva de eventos de dispersão, especiação e extinção que selecionaram espécies de um *pool* global. A distribuição dessas espécies em diferentes ecossistemas ou habitats será o resultado de eventos de dispersão, da ação de filtros ambientais e da interação com outras espécies (Götzenberger *et al.*, 2012).

Independentemente da composição, a análise de como atributos das espécies variam entre sítios e comunidades tem sido o foco de um grande número de estudos ecológicos nas últimas décadas. Características das espécies (morfológicas, fisiológicas, fenológicas, etc.) fornecem informações sobre como as mesmas exploram os recursos e toleram as limitações impostas pelo ambiente, sendo que aquelas que influenciam fortemente o desempenho das espécies, especialmente em termos de sobrevivência e reprodução, são consideradas características ou atributos funcionais (McGill *et al.*, 2006). Estes atributos podem ser utilizados para explicar padrões de co-ocorrência de espécies e fazer previsões sobre futuras alterações na estrutura das comunidades em consequência de mudanças no seu ambiente (Lavorel & Garnier, 2002; Savage & Cavender-Bares, 2012).

Busca de padrões ecológicos associados às plantas trepadeiras

As trepadeiras constituem um grupo diverso de plantas mecanicamente dependentes, compreendendo desde espécies herbáceas que crescem em formações campestres até espécies

lenhosas que alcançam o dossel de florestas (Gentry, 1991). Estas últimas, também chamadas de lianas, contribuem com a maior parte da riqueza de trepadeiras nos trópicos, chegando a representar 25% dos indivíduos e das espécies lenhosas que ocorrem em florestas tropicais (Schnitzer & Bongers, 2002). As trepadeiras herbáceas ou vinhas, apesar de serem localmente muito abundantes em alguns sítios tropicais (Gentry & Dodson, 1987), apresentam uma importância relativa maior na composição da flora de trepadeiras em regiões temperadas (Gentry, 1991). Considerando que a maior diversidade de trepadeiras é encontrada nos trópicos e que as lianas são as principais responsáveis por essa diversidade, quase todos os padrões florísticos e ecológicos já descritos para trepadeiras são relativos a esse grupo e região específicos. Informações sobre a diversidade e ecologia de espécies herbáceas são escassas, tanto em regiões tropicais como extratropicais.

Esforços no sentido de compreender padrões e processos associados a plantas trepadeiras são relativamente recentes. Até a década de 90, a reduzida quantidade de estudos desenvolvidos sobre este grupo fez com que alguns autores considerassem as trepadeiras um grupo negligenciado e, provavelmente, o menos coletado (Putz, 1984b; Gentry, 1991). Evidências de que as lianas poderiam desempenhar um papel-chave na estrutura e funcionamento de ecossistemas (Schnitzer & Bongers, 2002; Phillips *et al.*, 2005) levaram a um incremento no número de trabalhos abordando diversos aspectos da biologia dessas plantas. Atualmente se sabe que as lianas são componentes de grande relevância ecológica em florestas tropicais. Elas fornecem recursos estruturais para a fauna, estabelecendo ligações entre as copas das árvores (Putz, 1984b; Gentry, 1991), além de recursos alimentares (ex. folhas, néctar e frutos), os quais são especialmente importantes em épocas onde estes são escassos (Morellato & Leitão-Filho, 1996).

Estudos mostram que, nas últimas décadas, as lianas têm aumentado em abundância e biomassa nos neotrópicos (Phillips *et al.*, 2002). Entre as principais causas desse fenômeno estão as mudanças climáticas (Malhi & Wright, 2004), o incremento do CO² atmosférico

(Granados & Körner, 2002), e as elevadas taxas de distúrbio (Schnitzer *et al.*, 2012). Considerando que infestações por lianas podem aumentar a probabilidade de mortalidade de árvores, reduzir o seu crescimento e limitar a sua regeneração (van der Heijden & Phillips, 2009; Ingwell *et al.*, 2010; Schnitzer & Carson, 2010), o aumento na dominância de lianas pode causar sérios impactos na dinâmica florestal (Schnitzer & Bongers, 2011). Uma associação negativa entre a abundância de lianas e a quantidade de carbono armazenada pela biomassa arbórea foi recentemente reportada por Durán & Gianoli (2013), sugerindo que as lianas podem contribuir para a redução dos estoques de carbono de florestas tropicais.

Padrões de distribuição de espécies trepadeiras e fatores associados

Um dos padrões de distribuição mais comumente relacionados a trepadeiras é a concentração da diversidade de espécies de lianas na região tropical. A grande abundância e a riqueza de trepadeiras lenhosas em florestas tropicais são consideradas características fisionômicas importantes para distinguir florestas tropicais e temperadas (Richards, 1998). A diminuição da diversidade de espécies com o aumento da latitude é um padrão ecológico bem documentado para vários organismos (Willig *et al.*, 2003). Porém, o decréscimo da diversidade de lianas é proporcionalmente mais rápido do que aquele encontrado para outras formas de vida, tais como árvores e arbustos (Schnitzer & Bongers, 2002). A alta riqueza de espécies de lianas encontrada nos trópicos pode estar associada à repetida e independente evolução do hábito trepador em muitas linhagens tropicais (Schnitzer & Bongers, 2002). Além disso, as lianas possuem adaptações morfológicas e fisiológicas, tais como vasos de condução de grande diâmetro, que as permitem captar e transportar água de forma eficiente para uma grande quantidade de folhas, investindo pouco em tecidos de sustentação (Hegarty & Caballé 1991). Isso confere a elas uma grande vantagem no crescimento em relação a outras plantas e poderia explicar sua grande abundância em florestas tropicais (Schnitzer, 2005). O mesmo não pode ser aplicado a florestas temperadas, pois a susceptibilidade dos vasos de condução à embolia por

congelamento é um fator limitante para a distribuição de lianas em altas latitudes (Schnitzer, 2005; Jiménez-Castillo *et al.*, 2007). Contudo, na região temperada do hemisfério sul, os regimes mais estáveis de temperatura (Burns, 2007) e invernos mais amenos resultantes da baixa proporção terra/oceano (Arroyo *et al.*, 1996) parecem oferecer menos restrições à ocorrência de lianas. Florestas temperadas do hemisfério sul apresentam uma maior densidade de lianas em comparação com aquelas localizadas no hemisfério norte, em latitudes equivalentes (Gentry, 1991).

Além da temperatura, outros fatores climáticos também podem influenciar a distribuição de lianas em amplas escalas. A precipitação e a estacionalidade de chuvas têm sido apontadas como principais variáveis que regulam a abundância de lianas em florestas tropicais (Clinebell *et al.*, 1995; Schnitzer, 2005; DeWalt *et al.*, 2010). Análises considerando sítios pantropicais mostraram que, ao contrário do que ocorre com as árvores, a abundância de lianas diminui com precipitações médias subsequentemente maiores. Em relação à estacionalidade, uma correlação positiva entre abundância de lianas e a duração da estação seca foi encontrada (Schnitzer, 2005; DeWalt *et al.*, 2010). Os mecanismos propostos para explicar a maior abundância de lianas em florestas sazonalmente secas envolvem novamente as adaptações presentes nesse grupo de plantas. As lianas possuem raízes profundas e um sistema vascular eficiente que proporcionam a rápida obtenção e transporte de água e nutrientes durante a estação seca. Desta maneira, elas não são intensamente afetadas pelo estresse hídrico e podem se beneficiar da grande disponibilidade de luz para seu crescimento. Altas taxas de crescimento na estação seca conferem às lianas grande vantagem competitiva em relação aos demais componentes florestais o que pode resultar, após várias décadas, na sua maior abundância em florestas sazonais se comparadas às demais florestas que não oferecem esta estação de favorecimento às lianas (Schnitzer, 2005). Por outro lado, análises considerando somente sítios neotropicais não encontraram associação entre a abundância de lianas e os níveis de precipitação e estacionalidade (van der Heidjen & Phillips, 2008). Além disso, alguns grupos de trepadeiras podem responder de forma distinta a esses

fatores. Trepadeiras herbáceas, por exemplo, não incluídas nos modelos de distribuição propostos, são menos sensíveis que as trepadeiras lenhosas a variações de temperatura e de precipitação (Bhattarai & Vetaas, 2003). Uma grande abundância de “trepadeiras hemiepifíticas”, as quais incluem trepadeiras com raízes adesivas e hemiepífitos secundários, foi reportada em sítios neotropicais com altos níveis de pluviosidade (Gentry, 1988). Portanto, a relação entre a distribuição de trepadeiras e fatores climáticos deve ser melhor investigada.

Em escalas menores, onde fatores macroclimáticos como temperatura e precipitação não variam significativamente, a distribuição de espécies de trepadeiras é associada a fatores abióticos e bióticos locais, tais como luminosidade, características do solo e disponibilidade de suportes (Putz, 1984b; Gentry, 1991; Schnitzer & Bongers, 2002). A grande abundância de trepadeiras em ambientes bem iluminados é amplamente reconhecida na literatura (ex. Putz, 1984b; DeWalt, *et al.*, 2000; Schnitzer & Carson, 2001; Londré & Schnitzer, 2006). Porém, em um número similar de trabalhos, a abundância de trepadeiras não varia entre ambientes lumínicos contrastantes (ex. Mascaro *et al.*, 2004; Carrasco-Urra & Gianoli, 2009; Madeira *et al.*, 2009; Gianoli *et al.*, 2010), o que sugere que as mesmas não podem ser consideradas como plantas dependentes de luz (Durigon & Gianoli, *in prep.*). Certas trepadeiras, como aquelas com raízes adesivas, são, em geral, tolerantes à sombra (Hegarty, 1991; Valladares *et al.*, 2011). Portanto, as trepadeiras como grupo parecem ser capazes de ocupar uma ampla gama de intensidades lumínicas, sendo necessário investigar as particularidades das espécies e de grupos funcionais.

No que se refere à associação entre as características do solo e a riqueza e abundância de lianas, resultados contrastantes têm sido encontrados, sugerindo que não há um padrão universal que explique a variação nas comunidades de trepadeiras ao longo de gradientes edáficos. Pode-se dizer que há uma tendência de que abundância, biomassa e riqueza de lianas aumentem com a fertilidade dos solos (Proctor *et al.*, 1983; Putz & Chai, 1987; Gentry, 1991; Laurance *et al.*, 2001; DeWalt *et al.*, 2006; Malizia *et al.*, 2010). Entretanto, há casos em que as lianas parecem

insensíveis a diferenças em termos de nutrientes do solo (Ibarra-Manríquez & Martínez-Ramos, 2002; Macía *et al.*, 2007). Gentry (1991) encontrou uma grande variação na abundância de lianas em sítios com diferentes níveis de fertilidade nos neotrópicos. Entretanto, a abundância de lianas em alguns sítios com solos ricos chegou a ser quatro vezes maior do que aquela registrada em solos pobres, indicando que, apesar de fraca e variável, a relação entre solo e abundância de lianas não deve ser desconsiderada. Schnitzer (2005) sugere que a disponibilidade de água no solo pode oferecer melhores respostas para variações na abundância de lianas. Contudo, tampouco há uma regra geral neste caso. A relação positiva entre a abundância de lianas e situações de estresse hídrico, a qual explicaria a maior abundância de lianas em florestas sazonalmente secas (Schnitzer, 2005), até o momento não foi encontrada em escalas locais. Malizia *et al.* (2010) não detectaram associação entre a composição e abundância de lianas e a umidade do solo em uma floresta subtropical na Argentina e, na comparação entre habitats com distintas condições de umidade do solo, Ibarra-Manríquez & Martínez-Ramos (2002) e DeWalt *et al.* (2006) obtiveram uma maior abundância de lianas em habitats com solos mais úmidos. De forma similar ao que foi mencionado em relação à luminosidade, as trepadeiras parecem ser capazes de se distribuir amplamente em gradientes edáficos. Diferenças claras em termos de abundância surgem principalmente quando condições extremas de fertilidade e de umidade dos solos são comparadas.

Além de fatores abióticos, características estruturais da vegetação também podem influenciar o sucesso de trepadeiras em diferentes habitats. Considerando que as trepadeiras dependem de suportes (geralmente árvores) para se sustentarem, fatores como o diâmetro e a abundância dos mesmos são importantes na estruturação das comunidades. De forma geral, a abundância de lianas é maior em habitats com grande densidade de pequenos suportes (Putz, 1984b; DeWalt *et al.*, 2000; Nabe-Nielsen, 2001). Porém, considerando que espécies com diferentes mecanismos de escalada utilizam diferentes amplitudes de diâmetros de suportes (Putz, 1984b; Putz & Chai, 1987), a relação entre a abundância e riqueza de trepadeiras e a

disponibilidade de suportes pode variar de acordo com o grupo de espécies avaliado (DeWalt *et al.*, 2000; Nabe-Nielsen, 2001; Carrasco-Urra & Gianoli, 2009; Leicht-Young *et al.*, 2010). Por exemplo, em florestas temperadas do Chile, trepadeiras volúveis e com raízes adesivas, estiveram associadas negativa e positivamente com o diâmetro dos suportes, respectivamente (Carrasco-Urra & Gianoli, 2009). Já para trepadeiras apoiantes, a densidade de suportes e não o seu diâmetro parece determinar diferenças em abundância (Putz & Holbrook, 1991). Além disso, algumas espécies arbóreas são consideradas mais susceptíveis à colonização por lianas que outras. É o caso, por exemplo, de espécies com caules pouco flexíveis, folhas pequenas (Putz, 1984a) e com níveis intermediários de rugosidade e descamação do ritidoma (Carsten *et al.*, 2002).

Padrões associados a atributos das espécies: novas abordagens na ecologia de trepadeiras

Apesar da crescente importância no uso de atributos, ao invés da identidade das espécies, para o entendimento da diversidade e da dinâmica dos ecossistemas, na ecologia de trepadeiras, essa abordagem ainda é muito incipiente. Apenas recentemente, trabalhos propuseram hipóteses diretamente relacionadas com padrões funcionais de lianas em ampla escala (Gallagher *et al.*, 2011; Gallagher & Leishman, 2012). Uma das dificuldades encontradas é a falta de informações acerca das espécies com esse hábito, pois as trepadeiras são sub-representadas nas principais bases de dados que incluem atributos funcionais (Gallagher & Leishman, 2012). Considerando a importância florística e ecológica das trepadeiras, o entendimento da diversidade de atributos neste grupo e a incorporação desses dados em modelos de dinâmica global de vegetação (*Dynamic Global Vegetation Models, DVGMS*) são fundamentais para obtenção de previsões mais precisas sobre futuras mudanças globais no funcionamento dos ecossistemas.

A forma de crescimento (herbácea ou lenhosa) parece ser um atributo importante em análises que consideram grandes regiões biogeográficas. Gallagher & Leishman (2012), em uma análise global de atributos de trepadeiras, encontraram uma variação significativa na proporção

de trepadeiras lenhosas e herbáceas ao longo do gradiente latitudinal. A proporção de lianas diminuiu com a latitude e as trepadeiras herbáceas chegaram a compreender 37% das espécies entre 24°-45° de latitude. Em uma comparação entre as floras das regiões tropicais e extratropicais da Austrália, Gallagher *et al.* (2011) também encontraram um declínio na proporção de trepadeiras lenhosas com o aumento da latitude, com as trepadeiras herbáceas contribuindo com 60% das espécies de trepadeiras na região extratropical. Já as variações na forma de crescimento em escalas menores são pouco exploradas. Hu *et al.* (2010) avaliaram a contribuição de trepadeiras herbáceas e lenhosas na flora de zonas latitudinais, no norte China, detalhando diferenças existentes dentro de regiões extratropicais. Contudo, variações entre espécies que ocorrem em diferentes tipos de vegetação quanto a este atributo ainda não foram investigadas. As trepadeiras lenhosas são tipicamente florestais, mas também podem ser encontradas em formações menos densas, tais como savanas. O crescimento de lianas em formações campestres, por sua vez, é limitado pela ausência de suportes lenhosos capazes de sustentá-las (Putz, 1984a; Gentry, 1991). As trepadeiras herbáceas, por outro lado, podem ocorrer tanto em formações florestais, no subosque ou nas bordas, como em formações vegetais mais abertas, como campos, savanas e estepes (Gentry, 1991). Ao contrário das lianas, elas parecem não possuir requerimentos mínimos quanto ao diâmetro dos suportes (Collins & Wein, 1993). Como mencionado anteriormente, trepadeiras lenhosas e herbáceas também se diferenciam quanto a suas respostas a variáveis climáticas: as últimas parecem ser menos sensíveis a gradientes de temperatura, precipitação e umidade (Battharai & Vetaas, 2003). Diante disso, a importância da forma de crescimento para a distribuição de espécies de trepadeiras em diferentes formações florestais e não florestais é um tema ainda a ser explorado.

Outro atributo de grande relevância ecológica é o tipo de mecanismo de escalada ou de ascensão, o qual consiste em adaptações morfológicas que podem auxiliar as espécies tanto na busca de um suporte, quanto na sua fixação e no seu crescimento em altura (Isnard & Silk, 2009). Há evidências de que espécies que utilizam o mesmo mecanismo de escalada

compartilham características ecológicas importantes, sendo por isso consideradas como parte do mesmo grupo funcional ou guilda (Laurance *et al.*, 2001). Entre essas características estão o nível de tolerância à luminosidade e a capacidade de escalar uma determinada amplitude de diâmetros de suportes (Putz, 1984b; Carter & Teramura, 1988; Hegarty, 1991; Putz & Holbrook, 1991; Teramura *et al.*, 1991). Além disso, esses grupos de espécies não se distribuem de forma randômica, ou seja, diferenças entre a abundância dos mesmos já foram detectadas ao longo de diferentes habitats florestais e estágios sucessionais (Putz, 1984b; Putz & Holbrook, 1991; DeWalt *et al.*, 2000; Laurance *et al.*, 2001; Malizia & Grau, 2008; Carrasco-Urra & Gianoli, 2009; Yuan *et al.*, 2009; Leicht-Young *et al.*, 2010; Kusumoto *et al.*, 2013) o que pode ser consequência dos seus distintos requerimentos.

O único trabalho que avaliou a distribuição dos mecanismos de ascensão em ampla escala não encontrou relação significativa entre a proporção de espécies nos distintos mecanismos e a latitude (Gallagher & Leishman, 2012). Porém, somente trepadeiras volúveis e com gavinhas foram incluídas na análise. Em escalas locais, apesar de muitos trabalhos mostrarem variações na proporção dos grupos ao longo de diferentes habitats, não há uma discussão da influência desse atributo na organização das comunidades. Sendo o mecanismo de escalada um atributo ecologicamente importante, processos como filtros ambientais podem estar selecionando espécies com certos mecanismos de acordo com suas tolerâncias e determinando a composição de espécies em uma comunidade.

Diante da sua reconhecida importância florística e ecológica, o estudo de padrões de distribuição de espécies e de atributos associados a trepadeiras são temas de grande interesse na ecologia. Variações na abundância e na riqueza de espécies de lianas em amplas e pequenas escalas e os principais fatores associados têm sido objeto de intenso estudo nos últimos anos, especialmente nos trópicos (ex. Schnitzer, 2005; DeWalt *et al.*, 2006; Neshein & Økland, 2007; van der Heijden & Phillips, 2008; van der Heijden & Phillips, 2009; DeWalt *et al.*, 2010). Por

outro lado, apesar de sua relevância, análises que consideram atributos das espécies ainda são ainda incipientes (Gallagher *et al.*, 2011; Gallagher & Leishmann, 2012).

Referências bibliográficas

- Arroyo, M.K., Cavieres, L., Peñalosa, A., Riveros, M. & Faggi, A.M. (1996) Relaciones fitogeográficas y patrones regionales de riqueza de especies en la flora del bosque lluvioso templado de Sudamérica. *Ecología de los bosques nativos de Chile* (eds J. J. Armesto, C. Villagrán & M. K. Arroyo), pp. 71-99. Editorial Universitaria, Santiago.
- Begon, M., Townsend, C. R. & Harper, J. L. (2006) *From Individuals to Ecosystems*. Blackwell Publishing, Victoria.
- Bhattarai, K.R. & Vetaas, O.R. (2003) Variation in plant species richness of different life forms along a subtropical elevation gradient in the Himalayas, east Nepal. *Global Ecology and Biogeography*, **12**, 327-340.
- Burns, K.C. (2007) Is tree diversity different in the Southern Hemisphere? *Journal of Vegetation Science*, **18**, 307-312.
- Carrasco-Urra, F. & Gianoli, E. (2009) Abundance of climbing plants in a southern temperate rain forest: host tree characteristics or light availability? *Journal of Vegetation Science*, **20**, 1155-1162.
- Carsten, L.D., Juola, F.A., Male, T.D. & Cherry, S. (2002) Host associations of lianas in a south-east Queensland rain forest. *Journal of Tropical Ecology*, **18**, 107-120.
- Carter, G. A. & Teramura, A. H. (1988) Vine photosynthesis and relationships to climbing mechanics in a forest understory. *American Journal of Botany*, **75**, 1011-1018.
- Clinebell, R.R., Phillips, O.L., Gentry, A.H., Stark, N. & Zuuring, H. (1995) Prediction of neotropical tree and liana species richness from soil and climatic data. *Biodiversity and Conservation*, **4**, 56-90.

- DeWalt, S.J., Ickes, K., Nilus, R., Harms, K.E. & Burslem, D. (2006) Liana habitat associations and community structure in a Bornean lowland tropical forest. *Plant Ecology*, **186**, 203-216.
- DeWalt, S.J., Schnitzer, S.A., Chave, J., Bongers, F., Burnham, R.J., Cai, Z.Q., Chuyong, G., Clark, D.B., Ewango, C.E.N., Gerwing, J.J., Gortaire, E., Hart, T., Ibarra-Manríquez, G., Ickes, K., Kenfack, D., Macia, M.J., Makana, J.R., Martínez-Ramos, M., Mascaro, J., Moses, S., Muller-Landau, H.C., Parren, M.P.E., Parthasarathy, N., Perez-Salicrup, D.R., Putz, F.E., Romero-Saltos, H. & Thomas, D. (2010) Annual Rainfall and Seasonality Predict Pan-tropical Patterns of Liana Density and Basal Area. *Biotropica*, **42**, 309-317.
- DeWalt, S. J., Schnitzer, S. A. & Denslow, J. S. (2000) Density and diversity of lianas along a chronosequence in a central Panamanian lowland forest. *Journal of Tropical Ecology*, **16**, 1-19.
- Durán, S.M. & Gianoli, E. (2013) Carbon stocks in tropical forests decrease with liana density. *Biology Letters*, **9**, 20130301.
- Gallagher, R.V. & Leishman, M.R. (2012) A global analysis of trait variation and evolution in climbing plants. *Journal of Biogeography*, **39**, 1757-1771.
- Gallagher, R.V., Leishman, M.R. & Moles, A.T. (2011) Traits and ecological strategies of Australian tropical and temperate climbing plants. *Journal of Biogeography*, **38**, 828-839.
- Gentry, A.H. (1988) Changes in plant community diversity and floristic composition on environmental and geographical gradients. *Annals of the Missouri Botanical Garden*, **75**, 1-34.
- Gentry, A.H. (1991) The distribution and evolution of climbing plants. *The biology of vines* (eds F. E. Putz & H. A. Money), pp. 3-52. Cambridge University Press, Cambridge.
- Gianoli, E., Saldana, A., Jiménez-Castillo, M. & Valladares, F. (2010) Distribution and abundance of vines along the light gradient in a southern temperate rain forest. *Journal of Vegetation Science*, **21**, 66-73.
- Götzenberger, L., de Bello, F., Brathenn, K.A., Davison, J., Dubuis, A., Guisan, A., Leps, J., Lindborg, R., Moora, M., Pärtel, M., Pellissier, L., Pottier, J., Vittoz, P., Zobel, K. & Zobel,

- M. (2012) Ecological assembly rules in plant communities-approaches, patterns and prospects. *Biological Reviews*, **87**, 111-127.
- Hegarty, E.E. (1991) Vine-host interactions. *The biology of vines* (eds F. E. Putz & H. A. Money), pp. 357-376. Cambridge University Press, Cambridge.
- Ibarra-Manríquez, G. & Martínez-Ramos, M. (2002) Landscape variation of liana communities in a Neotropical rain forest. *Plant Ecology*, **160**, 91-112.
- Ingwell, L.L., Joseph Wright, S., Becklund, K.K., Hubbell, S.P. & Schnitzer, S.A. (2010) The impact of lianas on 10 years of tree growth and mortality on Barro Colorado Island, Panama. *Journal of Ecology*, **98**, 879-887.
- Isnard, S. & Silk, W.K. (2009) Moving with climbing plants from Charles Darwin's time into the 21st century. *American Journal of Botany*, **96**, 1205-1221.
- Jiménez-Castillo, M., Wisser, S.K. & Lusk, C.H. (2007) Elevational parallels of latitudinal variation in the proportion of lianas in woody floras. *Journal of Biogeography*, **34**, 163-168.
- Kusumoto, B., Enoki, T. & Kubota, Y. (2013) Determinant factors influencing the spatial distributions of subtropical lianas are correlated with components of functional trait spectra. *Ecological Research*, **28**, 9-19.
- Laurance, W.F., Perez-Salicrup, D., Delamonica, P., Fearnside, P.M., D'Angelo, S., Jerozolinski, A., Pohl, L. & Lovejoy, T.E. (2001) Rain forest fragmentation and the structure of Amazonian liana communities. *Ecology*, **82**, 105-116.
- Lavorel, S. & Garnier, E. (2002) Predicting changes in community composition and ecosystem functioning from plant traits: revisiting the Holy Grail. *Functional Ecology*, **16**, 545-556.
- Leicht-Young, S.A., Pavlovic, N.B., Frohnapple, K.J. & Grundel, R. (2010) Liana habitat and host preferences in northern temperate forests. *Forest Ecology and Management*, **260**, 1467-1477.
- Londré, R.A. & Schnitzer, S.A. (2006) The distribution of lianas and their change in abundance in temperate forests over the past 45 years. *Ecology*, **87**, 2973-2978.

- Macía, M.J., Ruokolainen, K., Tuomisto, H., Quisbert, J. & Cala, V. (2007) Congruence between floristic patterns of trees and lianas in a southwest Amazonian rain forest. *Ecography*, **30**, 561-577.
- Madeira, B.G., Espírito-Santo, M.M., Neto, S.D., Nunes, Y.R.F., Arturo Sánchez Azofeifa, G., Wilson Fernandes, G. & Quesada, M. (2009) Changes in tree and liana communities along a successional gradient in a tropical dry forest in south-eastern Brazil. *Plant Ecology*, **201**, 291-304.
- Malhi, Y. & Wright, J. (2004) Spatial patterns and recent trends in the climate of tropical rainforest regions. *Philosophical Transactions of the Royal Society of London Series B-Biological Sciences*, **359**, 311-329.
- Malizia, A. & Grau, H.R. (2008) Landscape context and microenvironment influences on liana communities within treefall gaps. *Journal of Vegetation Science*, **19**, 597-604.
- Malizia, A., Grau, H.R. & Lichstein, J.W. (2010) Soil phosphorus and disturbance influence liana communities in a subtropical montane forest. *Journal of Vegetation Science*, **21**, 551-560.
- Mascaro, J., Schnitzer, S.A. & Carson, W.P. (2004) Liana diversity, abundance, and mortality in a tropical wet forest in Costa Rica. *Forest Ecology and Management*, **190**, 3-14.
- McGill, B.J., Enquist, B.J., Weiher, E. & Westoby, M. (2006) Rebuilding community ecology from functional traits. *Trends in Ecology & Evolution*, **21**, 178-185.
- Morellato, P.C. & Leitão-Filho, H. (1996) Reproductive phenology of climbers in a Southeastern Brazilian forest. *Biotropica*, **28**, 180-191.
- Nabe-Nielsen, J. (2001) Diversity and distribution of lianas in a neotropical rain forest, Yasuni National Park, Ecuador. *Journal of Tropical Ecology*, **17**, 1-19.
- Nesheim, I. & Økland, R.H. (2007) Do vine species in neotropical forests see the forest or the trees? *Journal of Vegetation Science*, **18**, 395-404.

- Phillips, O.L., Martinez, R.V., Arroyo, L., Baker, T.R., Killeen, T., Lewis, S.L., Malhi, Y., Mendoza, A.M., Neill, D., Vargas, P.N., Alexiades, M., Ceron, C., Di Fiore, A., Erwin, T., Jardim, A., Palacios, W., Saldias, M. & Vinceti, B. (2002) Increasing dominance of large lianas in Amazonian forests. *Nature*, **418**, 770-774.
- Phillips, O.L., Martinez, R.V., Mendoza, A.M., Baker, T.R. & Vargas, P.N. (2005) Large lianas as hyperdynamic elements of the tropical forest canopy. *Ecology*, **86**, 1250-1258.
- Proctor, J., Anderson, J.M., Chai, P. & Vallack, H.W. (1983) Ecological studies in four contrasting lowland rain forests in Gunung Mulu National Park, Sarawak. I. Forest environment, structure and floristics. *Journal of Ecology*, **71**, 237-260.
- Putz, F.E. (1984a) How trees avoid and shed lianas. *Biotropica*, **16**, 19-23.
- Putz, F.E. (1984b) The natural history of lianas on Barro Colorado Island, Panama. *Ecology*, **65**, 1713-1724.
- Putz, F.E. & Chai, P. (1987) Ecological studies of lianas in Lambir National Park, Sarawak, Malaysia. *Journal of Ecology*, **75**, 523-531.
- Putz, F.E. & Holbrook, N.M. (1991) Biomechanical studies of vines. *The biology of vines* (eds F. E. Putz & H. A. Money), pp. 73-98. Cambridge University Press, Cambridge.
- Richards, P.W. (1998) *The tropical rain forest*. Cambridge University Press, Cambridge.
- Savage, J.A. & Cavender-Bares, J. (2012) Habitat specialization and the role of trait lability in structuring diverse willow (genus *Salix*) communities. *Ecology*, **93**, S138-S150.
- Schnitzer, S.A. (2005) A mechanistic explanation for global patterns of liana abundance and distribution. *American Naturalist*, **166**, 262-276.
- Schnitzer, S.A. & Bongers, F. (2002) The ecology of lianas and their role in forests. *Trends in Ecology & Evolution*, **17**, 223-230.
- Schnitzer, S.A. & Bongers, F. (2011) Increasing liana abundance and biomass in tropical forests: emerging patterns and putative mechanisms. *Ecology Letters*, **14**, 397-406.

- Schnitzer, S.A. & Carson, W.P. (2010) Lianas suppress tree regeneration and diversity in treefall gaps. *Ecology Letters*, **13**, 849-857.
- Schnitzer, S.A., Mangan, S.A., Dalling, J.W., Baldeck, C.A., Hubbell, S.P., Ledo, A., Muller-Landau, H., Tobin, M.F., Aguilar, S., Brassfield, D., Hernandez, A., Lao, S., Perez, R., Valdes, O. & Yorke, S.R. (2012) Liana Abundance, Diversity, and Distribution on Barro Colorado Island, Panama. *Plos One*, **7**.
- Teramura, A. H., Warren, G. G. & Forseth, I. N. (1991) Physiological ecology of mesic, temperate woody vines. *The Biology of Vines* (eds F. E. Putz & H. A. Money), pp. 245-285. Cambridge University Press, Cambridge.
- Valladares, F., Gianoli, E. & Saldaña, A. (2011) Climbing plants in a temperate rainforest understorey: searching for high light or coping with deep shade? *Annals of Botany*, **108**, 231-239.
- van der Heijden, G.M.F. & Phillips, O.L. (2008) What controls liana success in Neotropical forests? *Global Ecology and Biogeography*, **17**, 372-383.
- van der Heijden, G.M.F. & Phillips, O.L. (2009) Environmental effects on Neotropical liana species richness. *Journal of Biogeography*, **36**, 1561-1572.
- Wiens, J. J. & Donoghue, M. J. (2004) Historical biogeography, ecology and species richness. *Trends in Ecology & Evolution*, **19**, 639-644.
- Willig, M.R., Kaufman, D.M. & Stevens, R.D. (2003) Latitudinal Gradients of Biodiversity: Pattern, Process, Scale, and Synthesis. *Annual Review of Ecology, Evolution, and Systematics*, **34**, 273-309.
- Yuan, C.M., Liu, W.Y., Tang, C.Q. & Li, X.S. (2009) Species composition, diversity, and abundance of lianas in different secondary and primary forests in a subtropical mountainous area, SW China. *Ecological Research*, **24**, 1361-1370.

ORGANIZAÇÃO GERAL DA TESE

A presente tese compreende quatro artigos científicos devidamente formatados de acordo com as normas das revistas onde foram publicados ou para as quais foram submetidos. Os artigos estão ordenados de acordo com a escala de análise: de uma escala global a uma escala local. As variáveis avaliadas em cada um deles foram escolhidas de acordo com a sua importância na escala analisada e a precisão dos dados disponíveis. Apesar das diferentes abordagens e escalas de análise, em todos os artigos, o objetivo foi detectar padrões de distribuição e/ou de atributos de espécies trepadeiras e os fatores associados aos mesmos. Ao final, apresentam-se anexos que ilustram algumas espécies observadas e fornecem informações adicionais sobre aspectos abordados ao longo dos artigos.



ARTIGO I. *Global distribution of root climbers is positively associated with precipitation and negatively associated with seasonality*

O presente trabalho foi realizado em colaboração com o Prof. Ernesto Gianoli, da *Universidad de La Serena*, Chile, e da colega Sandra M. Durán, doutoranda da *Alberta University*, Canadá, e publicado no periódico *Journal of Tropical Ecology* 29 (4): 357-360, 2013, sob a forma de comunicação curta.



O estudo foi direcionado às trepadeiras com raízes adesivas, as quais apresentam características ecológicas muito distintas das outras trepadeiras. Por outro lado, elas se assemelham muito a hemiepífitos secundários quanto à morfologia e requerimentos ambientais sendo, muitas vezes, difícil diferenciá-los em campo. Relativamente poucas famílias de trepadeiras apresentam raízes adesivas como principal mecanismo de escalada. Ao longo do curso de Doutorado, foi possível observar várias espécies deste grupo em florestas temperadas localizadas no sul do Chile, sendo a maioria delas pertencentes a famílias ou gêneros endêmicos. Uma grande diversidade de espécies também é encontrada na Floresta Atlântica brasileira. Estas, geralmente, pertencem a famílias onde o hábito trepador é pouco comum, como por exemplo, Begoniaceae e Orchidaceae.

SHORT COMMUNICATION

Global distribution of root climbers is positively associated with precipitation and negatively associated with seasonality

Jaqueline Durigon^{1*}, Sandra Milena Durán², Ernesto Gianoli^{3,4}

¹ *Programa de Pós-Graduação em Botânica, Universidade Federal do Rio Grande do Sul, RS, Brasil*

² *Earth and Atmospheric Sciences Department, University of Alberta, Edmonton, Alberta T6G 2E9, Canada*

³ *Departamento de Biología, Universidad de la Serena, La Serena, Chile*

⁴ *Departamento de Botánica, Universidad de Concepción, Concepción, Chile*

** Author for correspondence (jaquinedurigon@gmail.com)*

Running title: Distribution of root climbers

Key words: climbing mechanism, distribution patterns, environmental constraints, lianas

ABSTRACT

Root climbers constitute a distinctive group within climbing plants and some evidence suggests that they are associated with high precipitation and low light availability at local scales, which is in contrast with general patterns of liana distribution in the tropics. The influence of precipitation and seasonality on the occurrence of root climbers was evaluated both globally and in the tropics. The presence/absence of root climbers was recorded in 174 sites of Alwyn H. Gentry Forest Transect Data Set. The effects of mean annual precipitation and dry-season length (and temperature) on their occurrence were analyzed using logistic regressions. Root climbers were significantly more frequent in sites with greater precipitation and reduced seasonality. Increasing temperature reduced root-climber occurrence in tropical sites, but this effect was marginally significant at a global scale. Dry and open habitats appear unsuitable for root climbers. This can be explained by the susceptibility to desiccation of adventitious roots and/or the low acclimation ability of these climbers to high irradiance.

Lianas (woody climbers) play a key role in the structure and function of forest ecosystems (Schnitzer & Bongers 2002), representing 10%-40% of woody stems in tropical forests (Gentry 1991). General patterns of liana distribution, abundance and species richness in the tropics have been documented (DeWalt *et al.* 2010, Gallagher & Leishman 2012, Schnitzer 2005, van der Heijden & Phillips 2008). Precipitation and seasonality have been identified as major drivers of liana abundance in tropical regions, with lianas increasing with decreased annual rainfall and increased dry-season length (DeWalt *et al.* 2010, Schnitzer 2005). However, in a study across Neotropical forests, van der Heijden & Phillips (2008) found no relationship between liana abundance and both mean annual rainfall and dry-season length, suggesting that this issue deserves further study.

The climbing habit has evolved many times during plant evolution (Gianoli 2004), and a variety of mechanisms are utilized by climbers to access the support structure (Isnard & Silk 2009, Putz & Holbrook 1991). The relative frequency of climbing mechanisms varies with the availability of suitable supports and with light levels (Carrasco-Urra & Gianoli 2009, Hegarty & Caballé 1991, Putz 1984). However, the distribution of climbing mechanisms at global scales has received little attention; the single study performed to date took into account the proportion of twiners relative to tendril-bearers only, and evaluated the relationship between this proportion and latitude (Gallagher & Leishman 2012). The association between climbing mechanisms and the environmental factors that influence liana distribution has yet to be evaluated at a global scale.

Root climbers constitute a distinctive group within climbing plants. Whereas other guilds have constraints concerning the maximum support diameter they can use (e.g. tendril-bearers), root climbers are free from this limitation (Hegarty 1991, Putz 1984, Putz & Holbrook 1991). Lianas are often considered light-demanding plants (Hegarty & Caballé 1991, Putz 1984, Schnitzer & Bongers 2002, but see Gianoli *et al.* 2010), while root climbers comprise mostly shade-tolerant species (Hegarty 1991, Valladares *et al.* 2011). At least at local scales, root

climbers seem to be associated with high precipitation and low light availability (Hegarty 1991, Orihuela 2010, Teramura *et al.* 1991). In extratropical regions of South America, root climbers were only recorded in rain forests, being absent from seasonal forests (Durigon *et al.* unpubl. data). In seasonal forests, many tree species lose their leaves in the dry season, resulting in high light penetration in the understorey (Kalacska *et al.* 2008). This may be an unfavourable condition for root climbers in view of their low potential for acclimation to high irradiance (Carter & Teramura 1988, Teramura *et al.* 1991). In the present study, we tested whether root climbers mainly occur in areas with high precipitation and low seasonality across forests worldwide, a pattern which is contrary to general patterns of distribution and abundance of lianas in the tropics. We also included the effect of temperature on the occurrence of root climbers because there is evidence that temperature may influence distribution limits of lianas (Jiménez-Castillo *et al.* 2007).

In order to test our hypothesis, we constructed a matrix of presence/absence data of root climbers in 174 sites distributed in tropical and temperate areas. These sites correspond to a subset of the Alwyn H. Gentry Forest Transect Data Set (Phillips & Miller 2002), which comprises forest plots of 0.1 ha distributed across the globe (Figure 1). Gentry quantified all trees, shrubs, lianas and hemiepiphytes with stems ≥ 2.5 cm diameter at breast height in 225 plots worldwide. Each plot consists of 10 transects of 2×50 m distributed across mature forest. We used only those plots that had lianas. Some sites had more than one plot, but they were considered independent sampling units as they had contrasting soil types. From this database, we selected the species identified by Gentry as lianas, and determined which of these species climb using adventitious roots by searching the literature and herbarium collections. Environmental data for each site, i.e. mean annual precipitation, length of the dry season, and mean annual temperature, were taken from the WorldClim dataset (www.worldclim.org). Dry-season length was defined as the number of consecutive months with average precipitation < 100 mm (DeWalt *et al.* 2010).

We used logistic regression (R-software) to evaluate the effects of mean annual precipitation, dry-season length and mean annual temperature on the occurrence of root climbers (binary data: presence = 1, absence = 0). The analyses were performed using both the global data set and tropical sites only.

A total of 174 plots in Gentry's dataset had liana species, with 151 plots located in the tropics and 23 plots in temperate ecosystems. We retrieved 116 liana species bearing adventitious roots as climbing mechanism. Root climbers occurred in 79 of the 174 plots considered in the study, being present in only seven plots from temperate forests (Figure 1). As expected, root climbers were positively associated with mean annual precipitation and negatively associated with dry-season length across forests worldwide; the same patterns were found for tropical forests only (Table 1). Higher temperatures reduced the probability of root-climber occurrence in tropical sites and had a marginally significant effect at the global level (Table 1). The inclusion of plots with no lianas ($n = 5$) did not alter the patterns found (data not shown).

Whereas overall liana abundance across the tropics decreases with increasing precipitation and decreasing seasonality (DeWalt *et al.* 2010, Schnitzer 2005), we found that root climbers occurred more frequently in sites with greater precipitation and shorter seasonality. This pattern held both at the tropical and global scales. Gentry (1988, 1991) noted that in sites with higher precipitation the species richness and abundance of root climbers tend to increase. Besides utilizing data of a different type, Gentry included hemiepiphytes in his analysis, while in our quantitative analysis we took into account the presence/absence of root climbers only.

Open and dry habitats appear unsuitable for root climbers. This could be related to physiological adaptations to low light developed by many species from this group of climbers (Carter & Teramura 1988, Teramura *et al.* 1991). Shade-tolerant lianas preferentially allocate resources to traits that enhance survival in light-limited understory environments, sacrificing carbon gain and shoot growth, which are maximized by light-demanding species (Ichihashi *et al.* 2010, Valladares *et al.* 2011). Susceptibility to desiccation of adventitious roots (Hegarty 1988,

Wilder 1992) may explain the exclusion of root climbers from sites with high potential evapotranspiration and high temperatures.

The increased liana abundance in dry and seasonal forests has been attributed to a greater competitive advantage of lianas over trees, which allows the former to show higher growth rates during the dry season (Schnitzer 2005). The higher light levels in the understorey throughout the year and the increase in light when deciduous trees shed their leaves in the dry season are likely to favour lianas (DeWalt *et al.* 2010, Schnitzer 2005). However, the physiological adaptability and light acclimation potential of lianas are likely to be associated with their particular climbing mechanism (Carter & Teramura 1988, Teramura *et al.* 1991). Whereas tendrill-climbers show broad physiological plasticity in response to variation in light availability, most root climbers have low capacity of acclimation to high irradiance (Teramura *et al.* 1991). Stems of root climbers grow away from sources of strong light (Hegarty 1991) and chances of survival are greater when they grow on the less-exposed side of a tree, thus avoiding desiccation (Hegarty 1988). Root climbers cope with deep shade by intercepting light efficiently and reducing gas-exchange rates (photosynthesis and dark respiration) (Gianoli & Saldaña 2013, Kusumoto *et al.* 2013, Valladares *et al.* 2011); the strategy of maximization of light capture and minimization of metabolic costs is typical of shade-tolerant plants (Valladares & Niinemets 2008).

Climbing by adventitious roots is a mechanism employed by relatively few climber taxa (Gallagher & Leishman 2012, Hegarty 1991). However, some species of root climber can be locally very abundant, both in tropical and temperate rain forests (Durigon & Waechter 2011, Gianoli *et al.* 2010, Kusumoto *et al.* 2013). We have shown that root climbers have distinctive environmental requirements and constraints, which make their pattern of association with precipitation and seasonality contrary to the one proposed for all lianas as a group.

Consequently, whereas lianas are predicted to increase in abundance and biomass with increasing frequency or duration of seasonal droughts associated with climate change (Schnitzer

& Bongers 2011), we can expect that root climbers will decline if the rain forests where they occur become drier in the future.

ACKNOWLEDGEMENTS

We thank the Missouri Botanical Garden for making available the valuable dataset of Alwyn H. Gentry. JD thanks CAPES (PDSE 7138-12-1) for the scholarship during the “Sandwich” PhD Program at Universidad de la Serena, Chile. EG thanks funding by FONDECYT grant 1100585.

LITERATURE CITED

- CARRASCO-URRA, F. & GIANOLI, E. 2009. Abundance of climbing plants in a southern temperate rain forest: host tree characteristics or light availability? *Journal of Vegetation Science* 20:1155-1162.
- CARTER, G. A. & TERAMURA, A. H. 1988. Vine photosynthesis and relationships to climbing mechanics in a forest understory. *American Journal of Botany* 75:1011-1018.
- DEWALT, S. J., SCHNITZER, S. A., CHAVE, J., BONGERS, F., BURNHAM, R. J., CAI, Z. Q., CHUYONG, G., CLARK, D. B., EWANGO, C. E. N., GERWING, J. J., GORTAIRE, E., HART, T., IBARRA-MANRIQUEZ, G., ICKES, K., KENFACK, D., MACIA, M. J., MAKANA, J. R., MARTINEZ-RAMOS, M., MASCARO, J., MOSES, S., MULLER-LANDAU, H. C., PARREN, M. P. E., PARTHASARATHY, N., PÉREZ-SALICRUP, D. R., PUTZ, F. E., ROMERO-SALTOS, H. & THOMAS, D. 2010. Annual rainfall and seasonality predict pan-tropical patterns of liana density and basal area. *Biotropica* 42:309-317.
- DURIGON, J. & WAECHTER, J. L. 2011. Floristic composition and biogeographic relations of a subtropical assemblage of climbing plants. *Biodiversity and Conservation* 20:1027-1044.

- GALLAGHER, R. V. & LEISHMAN, M. R. 2012. A global analysis of trait variation and evolution in climbing plants. *Journal of Biogeography* 39:1757-1771.
- GENTRY, A. H. 1988. Changes in plant community diversity and floristic composition on environmental and geographical gradients. *Annals of the Missouri Botanical Garden* 75:1-34.
- GENTRY, A. H. 1991. The distribution and evolution of climbing plants. Pp. 3-52 in Putz, F. E. & Money, H. A. (eds.). *The biology of vines*. Cambridge University Press, Cambridge.
- GIANOLI, E. 2004. Evolution of a climbing habit promotes diversification in flowering plants. *Proceedings of the Royal Society B-Biological Sciences* 271:2011-2015.
- GIANOLI, E. & SALDAÑA, A. 2013. Phenotypic selection on leaf functional traits of two congeneric species in a temperate rainforest is consistent with their shade tolerance. *Oecologia*, in press (doi: 10.1007/s00442-013-2590-2).
- GIANOLI, E., SALDAÑA, A., JIMÉNEZ-CASTILLO, M. & VALLADARES, F. 2010. Distribution and abundance of vines along the light gradient in a southern temperate rain forest. *Journal of Vegetation Science* 21:66-73.
- HEGARTY, E. E. 1988. *Canopy dynamics of lianes and trees in subtropical rainforest*. Department of Botany, University of Queensland, Brisbane. 241 pp.
- HEGARTY, E. E. 1991. Vine-host interactions. Pp. 357-376 in Putz, F. E. & Money, H. A. (eds.). *The biology of vines*. Cambridge University Press, Cambridge.
- HEGARTY, E. E. & CABALLÉ, G. 1991. Distribution and abundance of vines in forest communities. Pp. 313-336 in Putz, F. E. & Money, H. A. (eds.). *The biology of vines*. Cambridge University Press, Cambridge.
- ICHIHASHI, R., NAGASHIMA, H. & TATENO, M. 2010. Biomass allocation between extension- and leaf display-oriented shoots in relation to habitat differentiation among five deciduous liana species in a Japanese cool-temperate forest. *Plant Ecology* 211:181-190.
- ISNARD, S. & SILK, W. K. 2009. Moving with climbing plants from Charles Darwin's time into the 21st century. *American Journal of Botany* 96:1205-1221.

- JIMÉNEZ-CASTILLO, M., WISER, S. K. & LUSK, C. H. 2007. Elevational parallels of latitudinal variation in the proportion of lianas in woody florals. *Journal of Biogeography* 34:163-168.
- KALACSKA, M., SANCHEZ-AZOFEIFA, G.A., RIVARD, B., CALVO-ALVARADO, J. C. & QUESADA, M. 2008. Baseline assessment for environmental services payments from satellite imagery: a case study from Costa Rica and Mexico. *Journal of Environmental Management* 88:348-359.
- KUSUMOTO, B., ENOKI, T. & KUBOTA, Y. 2013. Determinant factors influencing the spatial distributions of subtropical lianas are correlated with components of functional trait spectra. *Ecological Research* 28:9-19.
- ORIHUELA, R. L. 2010. *Diversidade e abundância de hemiepífitos em um gradiente altitudinal na Floresta Atlântica no sul do Brasil*. Universidade Federal do Rio Grande do Sul, Porto Alegre. 29 pp.
- PHILLIPS, O. & MILLER, J. S. 2002. Global patterns of plant diversity: Alwyn H. Gentry's forest transect data set. *Monograph in Systematic Botany from the Missouri Botanical Garden* 89:1-319.
- PUTZ, F. E. 1984. The natural history of lianas on Barro Colorado Island, Panama. *Ecology* 65:1713-1724.
- PUTZ, F. E. & HOLBROOK, N. M. 1991. Biomechanical studies of vines. Pp. 73-98 in Putz, F. E. & Money, H. A. (eds.). *The biology of vines*. Cambridge University Press, Cambridge.
- SCHNITZER, S. A. 2005. A mechanistic explanation for global patterns of liana abundance and distribution. *American Naturalist* 166:262-276.
- SCHNITZER, S. A. & BONGERS, F. 2002. The ecology of lianas and their role in forests. *Trends in Ecology & Evolution* 17:223-230.
- SCHNITZER, S. A. & BONGERS, F. 2011. Increasing liana abundance and biomass in tropical forests: emerging patterns and putative mechanisms. *Ecology Letters* 14:397-406.

- TERAMURA, A. H., GOLD, W. G. & FORSETH, I. N. 1991. Physiological ecology of mesic, temperate woody vines. Pp. 245-285 in Putz, F. E. & Money, H. A. (eds.). *The biology of vines*. Cambridge University Press, Cambridge.
- VALLADARES, F., GIANOLI, E. & SALDAÑA, A. 2011. Climbing plants in a temperate rainforest understorey: searching for high light or coping with deep shade? *Annals of Botany* 108:231-239.
- VALLADARES, F. & NIINEMETS, U. 2008. Shade tolerance, a key plant feature of complex nature and consequences. *Annual Review of Ecology, Evolution & Systematics* 39:237-257.
- VAN DER HEIJDEN, G. M. F. & PHILLIPS, O. L. 2008. What controls liana success in Neotropical forests? *Global Ecology and Biogeography* 17:372-383.
- WILDER, G. J. 1992. Comparative morphology and anatomy of absorbing roots and anchoring roots in three species of Cyclanthaceae (Monocotyledoneae). *Canadian Journal of Botany* 70:38-48.

TABLES

Table 1. Logistic regressions to evaluate the effects of mean annual precipitation (MAP), dry-season length (DSL) and temperature on the occurrence of root climbers across forests distributed worldwide and in tropical forests only. β denotes the standardized regression coefficients, and SE their standard error.

Data set	Variable	Range	β	SE	z-value	df	P-value
All sites	MAP (mm y ⁻¹)	494-7426	0.007	0.001	4.05	173	< 0.001
	DSL (mo)	0-10	-0.181	0.063	-2.88	173	< 0.001
	Temperature (°C)	7.7-28	-0.060	0.031	-1.94	173	0.05
Tropical sites	MAP (mm y ⁻¹)	494-7426	0.007	0.002	3.60	151	< 0.001
	DSL (mo)	0-10	-0.154	0.065	-2.73	151	0.017
	Temperature (°C)	12-28	-0.20	0.052	-3.80	151	< 0.001

LEGENDS TO FIGURES

Figure 1. Spatial distribution of Gentry's forest plots used in the current study (n = 174).

Presence/absence of root climbers is indicated.

FIGURES

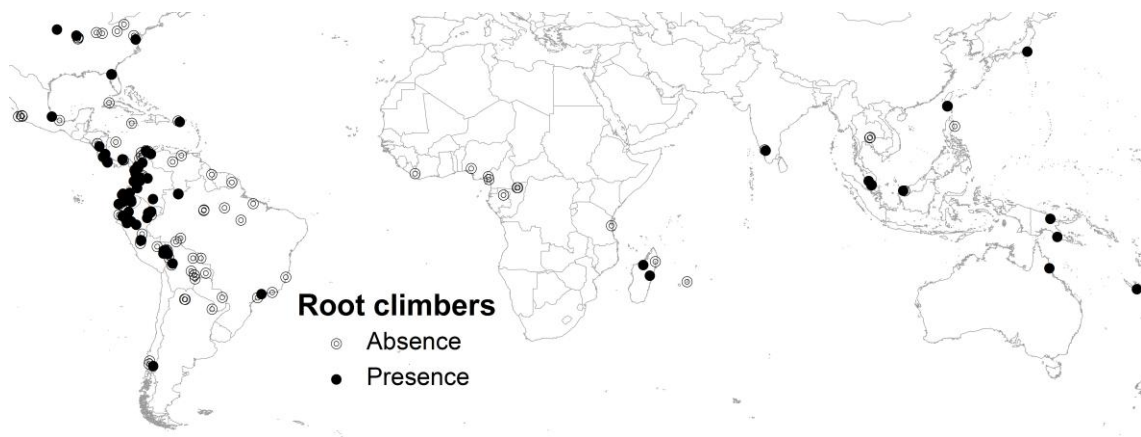


Figure 1. Spatial distribution of Gentry's forest plots used in the current study (n =174). Presence/absence of root climbers is indicated.



ARTIGO II. *Distribution and traits of climbing plants in subtropical and temperate South America*

O presente trabalho foi realizado em colaboração com o Prof. Ernesto Gianoli, da *Universidad de La Serena*, Chile, sob a orientação da Prof.^a Silvia T. S. Miotto. O manuscrito foi aceito para publicação no periódico *Journal of Vegetation Science*, em Novembro de 2013.



Este estudo surgiu da necessidade de propor padrões associados às trepadeiras em regiões extratropicais. Alguns padrões florísticos e de atributos foram detectados, considerando a região extratropical da América do Sul. Entre eles, pode-se destacar a grande importância das trepadeiras herbáceas na composição da flora, especialmente na área temperada. Variações observadas em termos de mecanismos de escalada subsidiaram a formulação de perguntas e hipóteses adicionais, as quais são abordadas em outros artigos da tese.



Imagens que ilustram os diferentes mecanismos de escalada considerados e algumas espécies de trepadeiras observadas durante o trabalho, podem ser encontrados nos Anexos 1-5. Uma versão detalhada dos dados compilados está disponível no Anexo 6.

Distribution and traits of climbing plants in subtropical and temperate South America

Jaqueline Durigon, Silvia T. S. Miotto, Ernesto Gianoli

Durigon, J. (corresponding author, jaquinedurigon@gmail.com) & **Miotto, S.T.S.** (silvia.miotto@ufrgs.br): Departamento de Botânica, Programa de Pós-Graduação em Botânica, Universidade Federal do Rio Grande do Sul, RS, Brasil.

Gianoli, E. (egianoli@userena.cl): Departamento de Biología, Universidad de La Serena, Casilla 554 La Serena, Chile; Departamento de Botánica, Universidad de Concepción, Casilla 160-C Concepción, Chile.

Running head: Climbers in extratropical South America

Abstract

Questions: How do climbing species richness and composition change between subtropical and temperate areas of southern South America? How do growth habit (lianas and vines) and climbing mechanisms change between subtropical and temperate areas of southern South America? How much of the diversity of species and traits of the extratropical climbing flora is derived from taxa shared with the tropical region?

Location: Subtropical (23°-30°S) and temperate (>30°S) areas of South America.

Methods: An extensive literature search was carried out in the main databases concerning the flora of southern South America. Climbing species occurrence in subtropical and temperate areas and climbing traits were retrieved. Differences in the frequencies of both growth forms and climbing mechanisms between areas were evaluated by chi-square analyses. Trait frequencies in subtropical and temperate floras were analyzed with and without considering species shared with the tropical region.

Results: Climbing species richness decreased from subtropical to temperate areas and there were changes in the taxonomic composition. The frequency of growth forms and climbing mechanisms differed between subtropical and temperate areas. Herbaceous vines accounted for 85% of temperate-exclusive species. Twiners contributed less to climbers' richness in the temperate area, while tendrils and leaf-climbers became more important; root-climbers were only found in temperate forests. Species shared with the tropical region increase the number of liana species in both subtropical and temperate floras, but alter the frequencies of climbing mechanisms in the subtropical flora only.

Conclusions: Results call for a re-evaluation of the importance that is given to climbers in regions outside the tropics. Vines must be included in models of distribution and abundance of climbers in order to gain a better understanding of climbing plant ecology. The association between climbing

mechanisms and the success of climbing plant species in different ecosystems must be further investigated.

Keywords: Biogeography; Diversity; Lianas; Trait variation; Vines

Nomenclature: Zuloaga et al. (2008), Forzza et al. (2010), Stevens (2012).

Introduction

Climbers are a diverse group of plants ranging from robust woody climbers (lianas) to slender herbaceous vines (vines, hereafter) (Gentry 1991). In tropical regions, lianas are recognized by their high diversity and importance for the structure and functioning of forest ecosystems (Putz 1984; Gentry 1991; Hegarty & Caballé 1991; Schnitzer & Bongers 2002; Phillips et al. 2005; Durán & Gianoli 2013). Several studies show that lianas are increasing in density in the tropics (Phillips et al. 2002; Wright et al. 2004; Schnitzer & Bongers 2011). Climate change (Malhi & Wright 2004), the rise in atmospheric CO₂ (Granados & Körner 2002), increased tree turnover (Phillips et al. 2004) and elevated rates of disturbance (Schnitzer et al. 2012) have been suggested as drivers of this increment in liana dominance.

In extratropical regions, i.e. regions located south of the Tropic of Capricorn (23°S) and north of the Tropic of Cancer (23°N), the knowledge of general patterns of distribution and abundance of climbing plants is still limited. Compared to tropical studies, a smaller number of studies have addressed liana ecology in temperate and subtropical forests (e.g. Balfour & Bond 1993; Hofstede et al. 2001; Londré & Schnitzer 2006; Gianoli et al. 2010, Ladwig & Meiners 2010). Despite being less diverse in sites outside the tropics, climbers are not poorly represented and abundances can be quite high if vines are taken into account (Ferrucci et al. 2002; Molina-Freaner et al. 2004; Ayarde 2005; Hu et al. 2010; Durigon & Waechter 2011; Gallagher et al. 2011). Climbers from extratropical regions have smaller seeds and leaves, and include a greater proportion of herbaceous species than those occurring in the tropics, while the dispersal mode and the proportion of climbing mechanisms do not vary with latitude (Gallagher et al. 2011; Gallagher & Leishman 2012).

The extratropical region of South America includes in its lower latitudes (23-30°S) the southern limit of predominantly tropical ecoregions (*sensu* Olson et al. 2001). Consequently, many

tropical species reach their southern limit in this region (Waechter 2002; Durigon & Waechter 2011). At higher latitudes, a marked biogeographic discontinuity is found at ca. 30°S (Villagrán & Hinojosa 1997), from which temperate grasslands, steppes and savannas become important physiognomic elements (Iganci et al. 2011) and temperate forests arise (Armesto et al. 1996). Apart from the expected decrease in climbing species richness with increasing latitude (Gentry 1991; Schnitzer 2005), differences in species composition within the extratropical region are expected because of the distinctive biogeographic elements and vegetation types found in subtropical and temperate areas. Whereas tropical elements would account for a large part of the climbing plant diversity in the subtropical area, as shown for forests in southern Brazil (Durigon & Waechter 2011), exclusive species should be a dominant component of the climbing flora at higher latitudes in view of the importance of the endemic element for southern temperate forests composition (Armesto et al. 1996; Villagrán & Hinojosa 1997).

A global analysis showed that lianas and vines account for 80 and 20% of climbing species at tropical regions (0-23°), respectively, while at extratropical regions (24-45°), they account for 60 and 40% of climbing species, respectively (Gallagher & Leishman 2012). The relative importance of these climbing growth forms within extratropical regions is still little explored. A study reported an increase in vine proportion from subtropical (31.4%) to northernmost temperate zones of China (76.2%), while lianas strongly declined at latitudes above 35°N, where temperatures are cold (Hu et al. 2010). Cold intolerance is likely to limit the global distribution of lianas (Jiménez-Castillo & Lusk 2013). Therefore, a decrease in liana representation with latitude is also expected for the extratropical region (from subtropical to temperate areas) in southern South America.

A number of climbing mechanisms can be employed by vines and lianas (Isnard & Silk 2009), with different strategies showing particular environmental requirements and constraints, mainly in terms of suitability of supports and light conditions (Putz 1984; Putz & Chai 1987;

Hegarty 1991; Carrasco-Urra & Gianoli 2009). The climbing mechanisms displayed by species have often been evaluated at local scales (Putz 1984; Putz & Chai 1987; DeWalt et al. 2000; Laurance et al. 2001; Campanello et al. 2007), while variations in their frequencies across wide geographic areas have been addressed only recently. Using a global dataset, Gallagher & Leishman (2012) found no evidence of a relationship between the proportion of species with a given climbing mechanism and latitude; however, only twiners and tendril-bearers were taken into account. The worldwide distribution of root-climbers has been positively associated with precipitation and negatively associated with seasonality (Durigon et al. 2013). A detailed analysis of climbing mechanisms in extratropical South America, comparing different biogeographic areas, is expected to show patterns of variation in their frequencies.

The study of variations in traits and diversity of climbing plant species across biogeographic areas is necessary to understand large-scale distribution patterns of this ecologically important group of plants. Climate change studies predict a shift of tropical species towards the poles (Walther et al. 2002; Parmesan 2006). This is another reason why it is relevant to know how is extratropical climber flora structured and how does the tropical influence on patterns of distribution of species and traits varies with latitude. In this study, we addressed the following questions: i) How do climbing species richness and composition change between subtropical and temperate areas of southern South America?, ii) How do growth habit (lianas and vines) and climbing mechanisms change between subtropical and temperate areas of southern South America?, and iii) How much of the diversity of species and traits of the extratropical climbing flora is derived from taxa shared with the tropical region?

Methods

Study area: the extratropical region of South America, i.e. the area located south of the Tropic of Capricorn (23°S), comprises almost the entire territories of Argentina and Chile, the whole Uruguay, southeast Paraguay and southern Brazil, totalling around 6.600.000 km² of land area. Within this region there is a biogeographic discontinuity around 30°S (Villagrán & Hinojosa 1997), where forested ecoregions, such as Alto Paraná Forest, Atlantic Forest, Araucaria Forest and Yungas (belonging to the Amazonian Biogeographic Domain, *sensu* Cabrera & Willink 1980) reach their southern limits of distribution, while most of the non-forested ecoregions, such as Patagonian steppe (from Patagonian Domain), Humid Pampa, Espinal and Monte ecoregions (from Chacoan Domain) approach their northern limits. Therefore, within the extratropical region, we considered two distinct biogeographical areas: a “subtropical” area, located between 23 and 30°S (ca. 2.100.000 km²), and a “temperate” area, located south of 30°S (ca. 4.500.000 km²) (Fig.1).

Concepts and Terminology: we considered as climbing plant (or climber) the life-form of mechanically dependent plants that germinate in the soil and maintain contact with this substrate throughout their entire life cycle, including both herbaceous (vines) and woody climbers (lianas) (Gentry 1991). We also considered species whose botanical description included the climbing habit but also the shrub or sub-shrub habits, using in these cases the term “variable habit”.

The classification into growth forms, i.e. lianas and vines, follows Gentry (1991). Lianas are woody, relatively thick-stemmed climbers, while vines are herbaceous or sub-woody thin-stemmed climbers. Species were also classified according to their climbing mechanism: 1) scramblers, 2) hook-climbers, 3) leaf-climbers, 4) root-climbers, 5) tendril-bearers, 6) climbers with tendril-like branches, and 7) twiners. These categories resulted from combining Darwin (1865), Acevedo-

Rodríguez (2005) and Isnard & Silk (2009) classifications. This detailed sorting aimed at reducing the within-group variation present in more general categories.

The subset of species not shared with the tropical region was considered “exclusive” of the extratropical region. Within this group, species occurring in subtropical or temperate areas, but not in both areas, were considered as subtropical-exclusive or temperate-exclusive. When all species retrieved were included in the analysis (including those shared with the tropical region and with the adjacent area), we considered them as representing the “total” flora of subtropical or temperate areas.

Data collection: data on climbing plant species occurrence in the extratropical region of South America were obtained from three databases: 1) the *Catálogo de las Plantas Vasculares del Cono Sur* (Zuloaga et al. 2008), which lists all vascular plants from southern South America, including Argentina, Chile, Paraguay, Uruguay and southern Brazil (Paraná, Santa Catarina and Rio Grande do Sul states) and provides data on life-form and distribution, 2) the *Catálogo de Plantas Vasculares de la República Argentina* (Zuloaga & Morrone 1996, 1999), and 3) the *Catálogo das Plantas e Fungos do Brasil* (Forzza et al. 2010). The latter two sources provide more detailed information about species occurrence and distribution in Argentina and Brazil, respectively. We also checked whether the climbing plant species were exclusive of the extratropical region or were also present in the tropics. During data collection we detected incongruities between the databases related to taxa circumscription and nomenclature. Consequently, we created a consensus checklist following the Angiosperm Phylogeny Group (APG) III (2009) for the family level, and particular taxonomic revisions for the genus and species levels.

In the first list of species retrieved, we observed that some species known to be climbers in the literature of the group (or by the authors) were not classified as such. To obtain a checklist as

complete as possible, we identified which plant families cited for the study area include climbing species, following their general descriptions present in Souza & Lorenzi (2008), in the Angiosperm Phylogeny Group Website (Stevens 2012), and specific taxonomic treatments. Subsequently, an exhaustive literature search for climbing taxa was carried out focusing on these families. The principal sources of information consulted are listed in Appendix S1. Ambiguous and contradictory information amongst the sources of data were checked in herbaria from southern South America, in digital images from worldwide herbaria available in JSTOR Plant Science, and herbaria records incorporated in Species Link (CRIA 2012). The remaining doubts were clarified with field observations and personal communications with specialists. The same data sources were used to obtain information on the growth form and the climbing mechanism.

Data analysis: the checklist of extratropical climbing flora was organized in a table containing the state of each trait (growth habit and climbing mechanism) and the presence or absence in subtropical and temperate areas. Changes in species richness and taxonomic composition between subtropical and temperate areas were noted for both exclusive and total floras.

Variations in growth forms between subtropical and temperate areas were evaluated by a chi-square analysis comparing the frequencies of lianas and vines in the two areas. The same analysis was carried out for the climbing mechanisms. To focus on variations derived from subtropical and temperate taxa only, we excluded from these analyses the species that are shared with the tropical region.

To assess the current influence of tropical taxa on the structure of subtropical and temperate climbing flora, we compared the taxonomic composition, frequencies of growth habits and climbing mechanisms found in exclusive floras with those found when we also included taxa shared with the tropics. Significant differences concerning growth habit and climbing mechanism frequencies were

tested by chi-square analysis. All statistical analyses were performed in Graph Pad 2012 (<http://graphpad.com/scientific-software>).

Results

The extensive review resulted in a checklist of 1215 climbing plant species occurring in the extratropical region of South America, belonging to 236 genera and 62 families, with 10% of species having a variable habit. Three-quarters of the species also occur in the tropical region (Fig. 2). The species-rich families were Apocynaceae, Fabaceae, Asteraceae, Convolvulaceae and Dioscoreaceae, corresponding to 51% of species. Half of species belong to only 24 genera, being *Dioscorea* L., *Mikania* Willd., *Ipomoea* L., *Passiflora* L., *Oxypetalum* R.Br. and *Serjania* Mill. the largest ones, accounting for 26% of species. The herbaceous growth form predominates over the woody flora, accounting for 58% of species. Twining and tendrils are the most frequent climbing mechanisms, being displayed by 60 and 27% of species, respectively.

Species richness is unevenly distributed within the extratropical region. The subtropical area harbours nearly three times more species than the temperate area despite comprising a territory comparatively smaller (Fig. 2). Over 80% of the subtropical climbing flora is composed by species that also occur in the tropics, whereas about 55% of climbing plant species in the temperate flora are shared with the tropics (Fig. 2). The temperate flora shares with the tropics only a single species that do not occur also in the subtropical area (Fig. 2). Regarding the taxonomic composition, species belonging to families widely distributed in the tropical region (Dilleniaceae, Campanulaceae) appear in the subtropical flora but are absent from the temperate flora. The climbing temperate flora includes some exclusive families (Berberidopsidaceae, Hydrangeaceae, Lardizabalaceae and Philesiaceae). Subtropical- and temperate-exclusive floras differ greatly in the families represented

and their species richness (Fig. 3). The complete list of families and species reported for the subtropical and temperate areas can be found in Appendix S2.

Subtropical- and temperate-exclusive floras differ in the frequencies of growth forms ($\chi^2_{[1]} = 3.99$, $p = 0.04$) and climbing mechanisms ($\chi^2_{[5]} = 20.1$, $p = 0.001$). Vines account for 75% and 85% of the climbing species in subtropical and temperate areas, respectively (Fig. 4a). Regarding the climbing mechanisms, twining is the most frequent in both areas, but a greater proportion of twiners occur in the subtropical area. Tendril-bearers and leaf-climbers are more frequent in the temperate area, and root-climbers are found mostly in the temperate area. Other climbing mechanisms vary little in their frequencies (Fig. 4b).

The chi-square analysis showed that the frequencies of growth forms in subtropical-exclusive flora differed significantly from those found in subtropical area when we also considered taxa shared with the tropical region ($\chi^2_{[1]} = 22.6$, $p < 0.001$). The same occurred in the temperate area ($\chi^2_{[1]} = 6.53$, $p = 0.01$) (Fig. 4a). The inclusion of taxa shared with the tropics in otherwise exclusive floras alters the frequencies of climbing mechanisms in the subtropical area ($\chi^2_{[6]} = 23.4$, $p = 0.001$), but not in the temperate area ($\chi^2_{[6]} = 11.4$, $p = 0.076$). Two climbing mechanisms, root-climbers and tendril-like branches, do not occur in subtropical-exclusive flora, but are recorded among the species shared between the subtropical area and the tropical region. The proportions of tendril-bearers and hook-climbers increases in the subtropical area when we take into account species also present in the tropics (Fig. 4b).

Discussion

The flora of extratropical South America holds a distinctive taxonomic and ecological diversity of climbing plants, despite sharing many species with the tropical region. Floristic patterns found in extratropical climbing flora contrast with those described for tropical regions. For example,

Bignoniaceae, the most speciose family in almost all rain and dry neotropical sites sampled by Alwyn Gentry (Gentry 1991), comprises only a small proportion of species. This family is especially prevalent in dry forests (Gentry 1995), which in extratropical South America are represented in the subtropical area only (Yungas and Alto Parana ecoregions). On the other hand, Apocynaceae, which does not appear among the richest families in neotropical sites (Gentry 1991), is the most speciose climbing family in the study area. Most Apocynaceae species have an herbaceous habit (Gentry 1991), a successful strategy for climbers at high latitudes (Gentry 1991; Hu et al. 2010). In extratropical South America, vines seem to be especially important for the climbing community composition: the percentage of climbing species that are vines is greater than those reported both for tropical and temperate areas in analyses done at global (Gallagher & Leishman 2012), continental (Gallagher et al. 2011) and regional scales (Hu et al. 2010).

The floristic and ecological differences found between the climbing flora of subtropical and temperate areas can be attributed to their differences in latitudinal distribution, geographic elements and vegetation types. The smaller number of species found in the temperate area compared to the subtropical area is consistent with the latitudinal gradient of species richness (Willig et al. 2003). In the Southern Hemisphere, this pattern of distribution has been reported for climbing plants (Gentry 1991; Ritter & Waechter 2004; Durigon & Waechter 2011; Gallagher et al. 2011), trees (Burns 2007) and epiphytes (Rocha & Waechter 2010). In the case of lianas, the marked decrease in species richness with latitude is attributed to the vulnerability of their large vessels to freezing-induced embolism (Schnitzer 2005; Gallagher et al. 2011; Jiménez-Castillo & Lusk 2013). The comparatively smaller decrease in vine species can be ascribed to their lower susceptibility to temperature (and water) oscillations (Bhattarai & Vetaas 2003; Hu et al. 2010).

Geographic factors may be also associated with the decline in liana species richness from subtropical to temperate areas in South America. The isolation of southern temperate forests by the

Andes Cordillera is likely to constrain species dispersion; few species are shared with adjacent areas (Armesto et al. 1996; Villagrán & Hinojosa 1997). Consequently, despite the fact that the milder winter temperatures in the Southern Hemisphere should be less restrictive for the liana habit (Arroyo et al. 1996) compared to the Northern Hemisphere, lianas account for only a small percentage of species in the temperate area of South America. Within southern temperate rain forests, however, lianas are more abundant and diverse than vines (Gianoli et al. 2010; Marticorena et al. 2010), suggesting that vine predominance in temperate South America arises from non-forest ecosystems.

The subtropical flora retains many tropical elements, while the temperate flora shares a smaller number of species with the tropical region, most of them also present in the subtropical area. The transitional character of subtropical areas and the great contribution of tropical species to their taxonomic composition have been remarked earlier regarding flowering plants (Rambo 1951) and climbing plants (Durigon & Waechter 2011) from southern Brazil. However, the subtropical flora cannot be considered merely an impoverished subset of tropical flora. Although the subtropical flora has a low proportion of exclusive species, it has a greater number of exclusive species than the temperate one, and its conservation is of key importance to preserve the southern limit of distribution of many species from endangered ecosystems, such as the Atlantic Forest and Yungas ecoregions (Brown 2009; Durigon & Waechter 2011).

Differences in the proportions of climbing mechanisms between subtropical and temperate areas of South America suggest that they may significantly influence the distribution of climbers, but it varies with the scale and particular mechanism considered. Despite varying in our regional analysis, twiners and tendril-bearers did not show significant variation across latitudinal gradients at a global scale (Gallagher & Leishman 2012). At local scales, the representation of these mechanisms varies across environmental gradients (DeWalt et al. 2000; Carrasco-Urra & Gianoli 2009; Leicht-Young et al. 2010). Root-climbers seem to have specific environmental requirements at local

(Orihuela et al. 2013), regional (present study) and global scales (Durigon et al. 2013). Evidences of variations in other mechanisms, such as scramblers and hook-climbers, come from local studies only (Putz 1984; Anbarashan & Parthasarathy 2013). Differences in the relative frequencies of climbing mechanisms across areas likely result from differential tolerance/exploitation of environmental conditions such as support availability, light, and rainfall (Putz 1984; Putz & Holbrook 1991).

All species of root-climbers recorded in the subtropical area are also present in the tropical region, while those in the temperate area are temperate-exclusives. Consequently, their frequencies differed when we compare exclusive floras. Variation in the frequency of root-climbers between subtropical and temperate areas can be better understood when it is analysed in which ecoregions they are present. In both areas they are restricted to rainforests (Atlantic and Araucaria Forests), being absent from all other forests and non-forested ecoregions of the extratropical region, which are generally drier or with a marked dry season (Ferrucci et al. 2002; Ayarde 2005; Lorea et al. 2008; Brown 2009; Carneiro & Vieira 2012). This biogeographic pattern agrees with a survey of Alwyn Gentry plots worldwide that reported a greater probability of occurrence of root-climbers in sites with high precipitation and reduced seasonality (Durigon et al. 2013).

The higher species richness of tendril-bearers and leaf-climbers in the temperate area may be related to the abundance of small-diameter supports in non-forested ecoregions, which cover a large part of this area. Both tendril-bearers and leaf-climbers have limitations concerning the upper limit of trunk diameter they can use (Putz & Holbrook 1991). On the other hand, they have been considered to be the more specialized climbing mechanisms, probably promoting the diversification of some liana families (Gentry 1991). The hypothetical advantages provided by these climbing mechanisms may also explain the great diversification of some genera primarily composed of vines at southern temperate latitudes, such as *Lathyrus* L., *Vicia* L., *Mutisia* L.f. and *Tropaeolum* L.

Temperate environments are restrictive for climbing plants (Gentry 1991; Schnitzer 2005) and this may extend to the filtering of climbing mechanisms. Thus, tropical species showing mechanisms other than those found in temperate-exclusive climbers, i.e. tendrils and twining, rarely reach higher latitudes. In a global warming scenario, current filters present at higher latitudes would be altered and thus other climbing mechanisms could be represented in temperate areas.

The present study, focusing on the extratropical climbing flora of South America, supports the idea that vines constitute a very important climbing growth form at extratropical zones, and provides evidences that climbing mechanisms may influence climber distribution. Future models of distribution and abundance of climbers should include vines and must take into account the diversity of climbing mechanisms and the ecological breadth of climbing taxa.

Acknowledgements

We thank the *Coordenação de Aperfeiçoamento de Pessoal de Nível Superior (CAPES)* and the *Conselho Nacional de Desenvolvimento Científico e Tecnológico (CNPq)* for the provision of grants, and the postgraduates of Functional Ecology Lab, ULS, Chile, and of Angiosperm Taxonomy Lab, UFRGS, Brazil, for suggestions and comments. EG thanks support by FONDECYT grant 1100585.

References

Acevedo-Rodríguez, P. 2005. Vines and climbing plants of Puerto Rico and the Virgin Islands.

Contributions from the United States National Herbarium 51: 1-483.

Anbarashan, M. & Parthasarathy, N. 2013. Diversity and ecology of lianas in tropical dry evergreen forests on the Coromandel Coast of India under various disturbance regimes. *Flora* 208: 22-32.

- Angiosperm Phylogeny Group (APG) III. 2009. An update of the Angiosperm Phylogeny Group classification for the orders and families of flowering plants: APG III. *Botanical Journal of the Linnean Society* 161: 105–121.
- Armesto, J.J., León-Lobos, P. & Arroyo, M.K. 1996. Los bosques templados del sur de Chile y Argentina: una isla biogeográfica. In: Armesto, J.J., Villagrán, C. & Arroyo, M.K. (eds.) *Ecología de los bosques nativos de Chile*, pp. 23–28. Editorial Universitaria, Santiago, CL.
- Arroyo, M.K., Cavieres, L., Peñalosa, A., Riveros, M. & Faggi, A.M. 1996. Relaciones fitogeográficas y patrones regionales de riqueza de especies en la flora del bosque lluvioso templado de Sudamérica. In: Armesto, J.J., Villagrán, C. & Arroyo, M.K. (eds.) *Ecología de los bosques nativos de Chile*, pp. 71–99. Editorial Universitaria, Santiago, CL.
- Ayarde, H.R. 2005. Vegetación lianescente de las áreas montanas del noroeste de Argentina. *Lilloa* 42: 95-128.
- Balfour, D.A. & Bond, W.J. 1993. Factors limiting climber distribution and abundance in southern African forest. *Journal of Ecology* 81: 93-100.
- Bhattarai, K.R. & Vetaas, O.R. 2003. Variation in plant species richness of different life forms along a subtropical elevation gradient in the Himalayas, east Nepal. *Global Ecology and Biogeography* 12: 327-340.
- Brown, A.D. 2009. Las selvas pedemontanas de las Yungas: manejo sustentable y conservación de la biodiversidad de un ecosistema prioritario del noroeste argentino. In: Brown, A.D., Blendinger, P.G., Lomáscolo, T. & García-Bes, P. (eds.) *Selva Pedemontana de las Yungas. Historia natural, ecología y manejo de un ecosistema en peligro*, pp. 13-36. Ediciones del Subtrópico, Tucumán, AR.
- Burns, K.C. 2007. Is tree diversity different in the Southern Hemisphere? *Journal of Vegetation Science* 18: 307-312.

- Cabrera, A.L. & Willink, A. 1980. *Biogeografía de America Latina*. Organización de los Estados Americanos, Washington, US.
- Campanello, P.I., Garibaldi, J.F., Gatti, M.G. & Goldstein, G. 2007. Lianas in a subtropical Atlantic Forest: Host preference and tree growth. *Forest Ecology and Management* 242: 250-259.
- Carneiro, J.S. & Vieira, A.O.S. 2012. Trepadeiras: florística da Estação Ecológica do Caiuá e chave de identificação vegetativa para espécies do Norte do Estado do Paraná. *Acta Scientiarum* 34: 217-223.
- Carrasco-Urra, F. & Gianoli, E. 2009. Abundance of climbing plants in a southern temperate rain forest: host tree characteristics or light availability? *Journal of Vegetation Science* 20: 1155-1162.
- CRIA. 2012. Centro de Referência em Informação Ambiental. <http://sblink.cria.org.br/>
- Darwin, C. 1865. On the movements and habits of climbing plants. *Botanical Journal of the Linnean Society* 9: 1-118.
- DeWalt, S.J., Schnitzer, S.A. & Denslow, J.S. 2000. Density and diversity of lianas along a chronosequence in a central Panamanian lowland forest. *Journal of Tropical Ecology* 16: 1-19.
- Durán, S.M & Gianoli, E. 2013. Carbon stocks in tropical forests decrease with liana density. *Biology Letters* 9: 20130301.
- Durigon, J. & Waechter, J.L. 2011. Floristic composition and biogeographic relations of a subtropical assemblage of climbing plants. *Biodiversity and Conservation* 20: 1027-1044.
- Durigon, J., Durán, S.M. & Gianoli, E. 2013. Global distribution of root climbers is positively associated with precipitation and negatively associated with seasonality. *Journal of Tropical Ecology* 29: 357-360.

- Ferrucci, M.S., Cáceres-Moral, S. & Galbany-Casals, M. 2002. Las plantas trepadoras. In: Arbo, M.M. & Tressens, S. (eds.) *Flora del Iberá*, pp. 207-217. EUDENE-UNNE, Corrientes, AR.
- Forzza, R.C., Baumgratz, J.F., Bicudo, C.E.M., Carvalho Junior, A., Costa, A., Costa, D.P., Hopkins, M.J.G., Leitman, P., Lohmann, L.G., Maia, L.C., Martinelli, G., Menezes, M., Morim, M.P., Coelho, M.N., Peixoto, A.L., Pirani, J.R., Prado, J., Queiroz, L.P., Souza, V.C., Stehmann, J., Sylvestre, L., Walter, B.M.T. & Zappi, D. 2010. *Catálogo das plantas e fungos do Brasil*. Andrea Jakobsson Estúdio & Jardim Botânico do Rio de Janeiro, Rio de Janeiro, BR.
- Gallagher, R.V. & Leishman, M.R. 2012. A global analysis of trait variation and evolution in climbing plants. *Journal of Biogeography* 39: 1757-1771.
- Gallagher, R.V., Leishman, M.R. & Moles, A.T. 2011. Traits and ecological strategies of Australian tropical and temperate climbing plants. *Journal of Biogeography* 38: 828-839.
- Gentry, A.H. 1991. The distribution and evolution of climbing plants. In: Putz, F.E. & Money, H.A. (eds.) *The biology of vines*, pp. 3-52. Cambridge University Press, Cambridge, UK.
- Gentry, A.H. 1995. Diversity and floristic composition of neotropical dry forests. In: Bullock, S.H., Mooney, H.A. & Medina, A. (eds.) *Seasonally dry tropical forests*, pp. 146-194. Cambridge University Press, Cambridge, UK.
- Gianoli, E., Saldaña, A., Jiménez-Castillo, M. & Valladares, F. 2010. Distribution and abundance of vines along the light gradient in a southern temperate rain forest. *Journal of Vegetation Science* 21: 66-73.
- Granados, J. & Körner, C. 2002. In deep shade, elevated CO² increases the vigor of tropical climbing plants. *Global Change Biology* 8: 1109-1117.
- Hegarty, E.E. 1991. Vine-host interactions. In: Putz, F.E., & Money, H.A. (eds.) *The biology of vines*, pp. 357-376. Cambridge University Press, Cambridge, UK.

- Hegarty, E.E. & Caballé, G. 1991. Distribution and abundance of vines in forest communities. In: Putz, F.E. & Money, H.A. (eds.) *The biology of vines*, pp. 313-336. Cambridge University Press, Cambridge, UK.
- Hofstede, R.G.M., Dickinson, K.J.M. & Mark, A.F. 2001. Distribution, abundance and biomass of epiphyte-lianoid communities in a New Zealand lowland Nothofagus-podocarp temperate rain forest: tropical comparisons. *Journal of Biogeography* 28: 1033-1049.
- Hu, L., Li, M.G. & Li, Z. 2010. Geographical and environmental gradients of lianas and vines in China. *Global Ecology and Biogeography* 19: 554-561.
- Iganci, J.R.V., Heiden, G., Miotto, S.T.S. & Pennington, R.T. 2011. Campos de Cima da Serra: the Brazilian Subtropical Highland Grasslands show an unexpected level of plant endemism. *Botanical Journal of the Linnean Society* 167: 378-393.
- Isnard, S. & Silk, W.K. 2009. Moving with climbing plants from Charles Darwin's time into the 21st century. *American Journal of Botany* 96: 1205-1221.
- Jiménez-Castillo, M. & Lusk, C.H. 2013. Vascular performance of woody plants in a temperate rain forest: lianas suffer higher levels of freeze-thaw embolism than associated trees. *Functional Ecology* 27: 403-412.
- Ladwig, L.M. & Meiners, S.J. 2010. Spatiotemporal dynamics of lianas during 50 years of succession to temperate forest. *Ecology* 91: 671-680.
- Laurance, W.F., Pérez-Salicrup, D., Delamônica P., Fearnside, P.M., D'Angelo, S., Jerozolinski, A., Pohl, L. & Lovejoy, T.E. 2001. Rain forest fragmentation and the structure of Amazonian liana communities. *Ecology* 82: 105-116.
- Leicht-Young, S.A., Pavlovic, N.B., Frohnapple, K.J. & Grundel, R. 2010. Liana habitat and host preferences in northern temperate forests. *Forest Ecology and Management* 260: 1467-1477.

- Londré, R.A. & Schnitzer, S.A. 2006. The distribution of lianas and their change in abundance in temperate forests over the past 45 years. *Ecology* 87: 2973-2978.
- Lorea, L., Brassiolo, M.M. & Gomez, C. 2008. Abundancia y diversidad de lianas en un bosque del Chaco húmedo argentino. *Quebracho* 16: 41-50.
- Malhi, Y. & Wright, J. 2004. Spatial patterns and recent trends in the climate of tropical rainforest regions. *Philosophical Transactions of the Royal Society of London Series B-Biological Sciences* 359: 311-329.
- Marticorena, A., Alarcón, D., Abello, L. & Atala, C. 2010. *Plantas trepadoras, epífitas y parásitas nativas de Chile*. Corporación Chilena de la Madera, Concepción, CL.
- Molina-Freaner, F., Gámez, R.C., Tinoco-Ojanguren, C. & Castellanos, A.E. 2004. Vine species diversity across environmental gradients in northwestern Mexico. *Biodiversity and Conservation* 13: 1853-1874.
- Olson, D.M., Dinerstein, E., Wikramanayake, E.D., Burgess, N.D., Powell, G.V.N., Underwood, E.C., D'Amico, J.A., Itoua, I., Strand, H.E., Morrison, J.C., Loucks, C.J., Allnutt, T.F., Ricketts, T.H., Kura, Y., Lamoreux, J.F., Wettengel, W.W., Hedao, P. & Kassem, K.R. 2001. Terrestrial ecoregions of the worlds: A new map of life on Earth. *Bioscience* 51: 933-938.
- Orihuela, R.L.L., Molz, M. & Waechter, J.L. 2013. Links between environmental factors and hemiepiphytes along a slope of subtropical Atlantic forest. *Nordic Journal of Botany* 31: 001–011. DOI: 10.1111/j.1756-1051.2013.00164.x
- Parmesan, C. 2006. Ecological and evolutionary responses to recent climate change. *Annual Review of Ecology Evolution and Systematics* 37: 637-669.
- Phillips, O.L., Baker, T.R., Arroyo, L., Higuchi, N., Killeen, T.J., Laurance, W.F., Lewis, S.L., Lloyd, J., Malhi, Y., Monteagudo, A., Neill, D.A., Vargas, P.N., Silva, J.N.M., Terborgh, J.,

- Martínez, R.V., Alexiades, M., Almeida, S., Brown, S., Chave, J., Comiskey, J.A., Czimczik, C.I., Di Fiore, A., Erwin, T., Kuebler, C., Laurance, S.G., Nascimento, H.E.M., Olivier, J., Palacios, W., Patiño, S., Pitman, N.C.A., Quesada, C.A., Salidas, M., Lezama, A.T., Vinceti, B. 2004. Pattern and process in Amazon tree turnover, 1976-2001. *Philosophical Transactions of the Royal Society of London Series B-Biological Sciences* 359: 381-407.
- Phillips, O.L., Martínez, R.V., Arroyo, L., Baker, T.R., Killeen, T. & Lewis, S.L., Malhi, Y., Mendoza, A.M., Neill, D., Vargas, P.N., Alexiades, M., Cerón, C., Di Fiore, A., Erwin, T., Jardim, A., Palacios, W., Saldias, M. & Vinceti, B. 2002. Increasing dominance of large lianas in Amazonian forests. *Nature* 418: 770-774.
- Phillips, O.L., Martínez, R.V., Mendoza, A.M., Baker, T.R. & Vargas, P.N. 2005. Large lianas as hyperdynamic elements of the tropical forest canopy. *Ecology* 86: 1250-1258.
- Putz, F.E. 1984. The natural history of lianas on Barro Colorado Island, Panama. *Ecology* 65: 1713-1724.
- Putz, F.E. & Chai, P. 1987. Ecological studies of lianas in Lambir National Park, Sarawak, Malaysia. *Journal of Ecology* 75: 523-531.
- Putz, F.E. & Holbrook, N.M. 1991. Biomechanical studies of vines. In: Putz, F.E., & Money, H.A. (eds.) *The biology of vines*, pp. 73-98. Cambridge University Press, Cambridge, UK.
- Rambo, B. 1951. Migration routes of the South Brazilian rain forest. *Pesquisas* 12: 1-54.
- Ritter, M.R. & Waechter, J.L. 2004. Biogeography of the genus *Mikania* Willd. (Asteraceae) in Rio Grande do Sul, Brazil. *Acta Botanica Brasilica* 18: 643-652.
- Rocha, F.S. & Waechter, J.L. 2010. Ecological distribution of terrestrial orchids in a south Brazilian Atlantic region. *Nordic Journal of Botany* 28: 112-118.
- Schnitzer, S.A. 2005. A mechanistic explanation for global patterns of liana abundance and distribution. *American Naturalist* 166: 262-276.

- Schnitzer, S.A. & Bongers, F. 2002. The ecology of lianas and their role in forests. *Trends in Ecology & Evolution* 17: 223-230.
- Schnitzer, S.A. & Bongers, F. 2011. Increasing liana abundance and biomass in tropical forests: emerging patterns and putative mechanisms. *Ecology Letters* 14: 397-406.
- Schnitzer, S.A., Mangan, S.A., Dalling, J.W., Baldeck, C.A., Hubbell, S.P., Ledo, A., Muller-Landau, H., Tobin, M.F., Aguilar, S., Brassfield, D., Hernandez, A., Lao, S., Perez, R., Valdes, O. & Yorke, S.R. 2012. Liana abundance, diversity, and distribution on Barro Colorado Island, Panama. *Plos One* 7: e52114. DOI: 10.1371/journal.pone.0052114.
- Souza, V.C. & Lorenzi, H. 2008. *Botânica Sistemática*. Instituto Plantarum, Nova Odessa, SP, BR.
- Stevens, P.F. 2012. Angiosperm Phylogeny Website. <http://www.mobot.org/MOBOT/research/APweb>
- Villagrán, C. & Hinojosa, L.F. 1997. Historia de los bosques del sur de Sudamérica, II: análisis fitogeográfico. *Revista Chilena de Historia Natural* 70: 241-267.
- Waechter, J.L. 2002. Padrões geográficos na flora atual do Rio Grande do Sul. *Ciência & Ambiente* 24: 93-108.
- Walther, G.R., Post, E., Convey, P., Menzel, A., Parmesan, C., Beebee, T.J.C., Fromentin, J.M., Hoegh-Guldberg, O. & Bairlein, F. 2002. Ecological responses to recent climate change. *Nature* 416: 389-395.
- Willig, M.R., Kaufman, D.M., Stevens, R.D. 2003. Latitudinal Gradients of Biodiversity: Pattern, Process, Scale, and Synthesis. *Annual Review of Ecology, Evolution, and Systematics* 34: 273-309.
- Wright, S.J., Calderón, O., Hernández, A. & Paton, S. 2004. Are lianas increasing in importance in tropical forests? A 17-year record from Panama. *Ecology* 85: 484-489.

- Zuloaga, F.O. & Morrone, O. 1996. Catálogo de las plantas vasculares de la República Argentina. I. Pteridophyta, Gymnospermae y Angiospermae (Monocotyledoneae). *Monographs in Systematic Botany from the Missouri Botanical Garden* 60: 1-332.
- Zuloaga, F.O. & Morrone, O. 1999. Catálogo de las plantas vasculares de la Argentina. Dicotyledoneae. *Monographs in Systematic Botany from the Missouri Botanical Garden* 74: 1-1246.
- Zuloaga, F.O., Morrone, O. & Beltrano, M.J. 2008. Catálogo de las plantas vasculares del Cono Sur. *Monographs in Systematic Botany from the Missouri Botanical Garden* 107: 1-3486.

LIST OF APPENDICES

Appendix S1. List of the principal sources of information of climbing habit (climber/no climber), growth habit (vine/liana), and climbing mechanisms (hook/ leaf-climber/ root-climber/ scrambling/ tendril-bearers/ tendril-like branches/twining).

Appendix S2. Families, number of species of climbers recorded in extratropical flora and their distribution across subtropical and temperate areas. The numbers between parentheses refer to exclusive species.

FIGURES

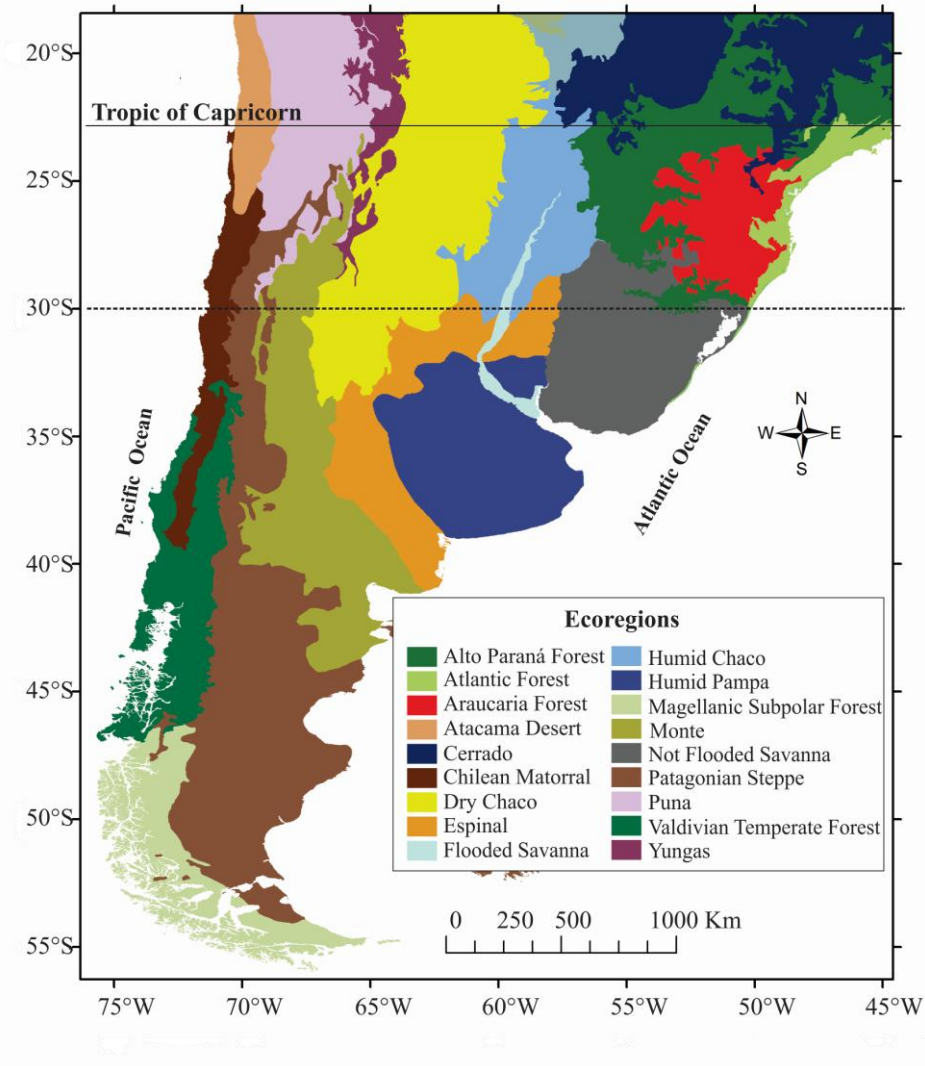


Fig. 1. Location of the study area. The limit of Tropic of Capricorn is shown around 23°S. The boundary between subtropical and temperate areas is indicated at 30°S. Ecoregion classification was adapted from Olson et al. (2001).

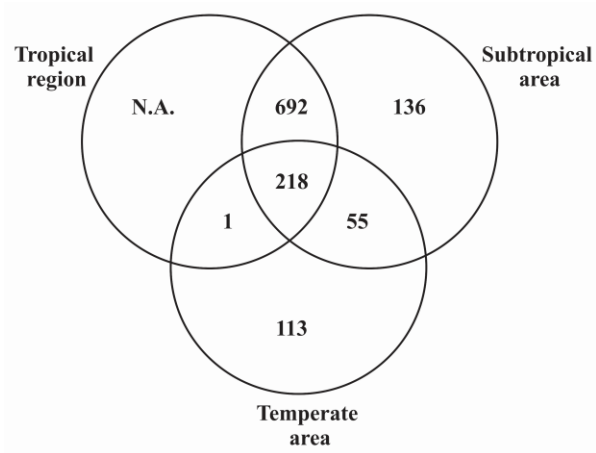


Fig. 2. Number of exclusive and shared climbing species in subtropical and temperate areas of extratropical South America.

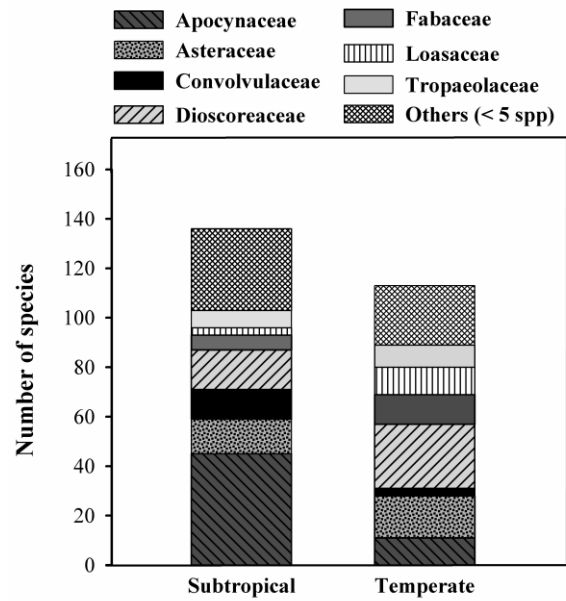


Fig. 3. Species richness of families that are present both in subtropical-exclusive and temperate-exclusive climbing floras. Families totalling less than five species are indicated as “Others”. For families present in only one of the areas, see Appendix S1.

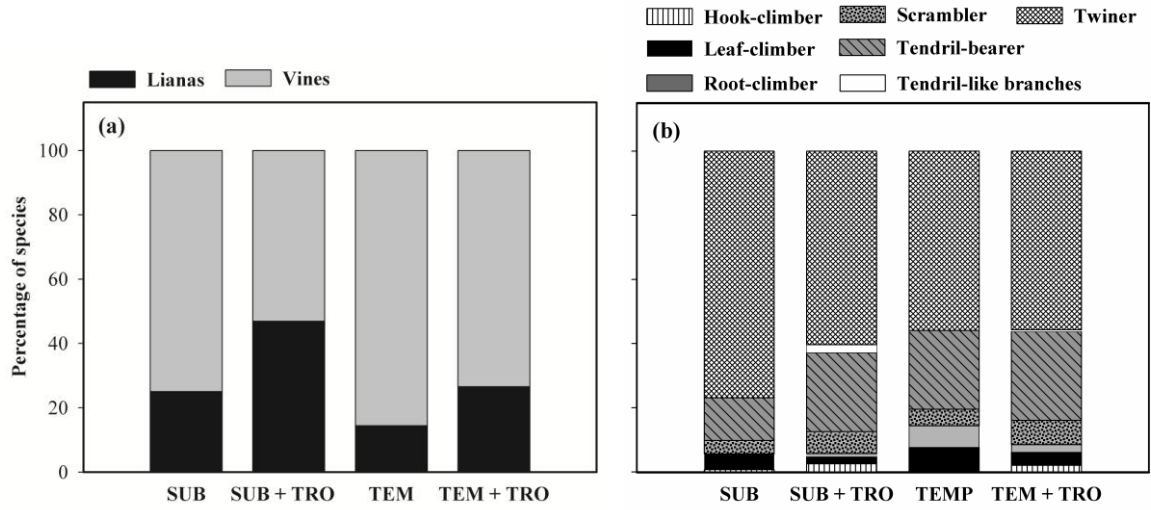


Fig. 4. Percentage of climbing plant species exhibiting a given growth habit (a) and climbing mechanism (b) in different subsets of the extratropical flora. SUB = subtropical-exclusive flora, TEM = temperate-exclusive flora, TRO = flora shared with the tropical region.

APPENDICES

Appendix S1. List of the principal sources of information of climbing habit (climber/no climber), growth habit (vine/liana), and climbing mechanisms (hook/ leaf-climber/ root-climber/ scrambling/ tendril-bearers/ tendril-like branches/twining).

Journal articles

Acevedo-Rodríguez, P. 2005. Vines and climbing plants of Puerto Rico and the Virgin Islands.

Contributions from the United States National Herbarium 51: 1-483.

Ackermann, M. & Weigend, M. 2007. Notes in the genus *Caiophora* (Loasoideae, Loasaceae) in

Chile and neighbouring countries. *Darwiniana* 45: 45-67.

Ahumada, L.Z. 1967. Revision of the Aristolochiaceae of Argentina. *Opera Lilloana*: 5-145.

Ahumada, L.Z. 1977. Novedades sistemáticas en el género *Aristolochia* (Aristolochiaceae) en

Sudamérica I. *Darwiniana* 21: 65-80.

Anderson, W.R. 1987. Notes on Neotropical Malpighiaceae II. *Contributions from the University of*

Michigan Herbarium 16: 55-108.

Anderson, W.R. 2006. Eight segregates from the Neotropical genus *Mascagnia* (Malpighiaceae).

Novon 16: 168-204.

Anderson, W.R. & Davis, C.C. 2006. Expansion of *Diplopterys* at the expense of *Banisteriopsis*

(Malpighiaceae). *Harvard Papers in Botany* 11: 1-16.

Anderson, W.R. & Davis, C.C. 2007. Generic adjustments in neotropical Malpighiaceae.

Contributions from the University of Michigan Herbarium 25: 137-166.

Andrade, A.L.P., Miotto, S.T.S. & Santos, E.P. 2009. A subfamília Faboideae (Fabaceae Lindl.) no

Parque Estadual do Guartelá, Paraná, Brasil. *Hoehnea* 36: 737-768.

- Arenas, P. & Giberti, G.C. 1987. Ethnobotanical and morphological data on *Marsdenia castillonii* Lillo ex Meyer Asclepiadaceae edible plant from Gran Chaco Argentina Paraguay. *Candollea* 42: 147-158.
- Arenas, P. & Giberti, G.C. 1987. The ethnobotany of *Odontocarya asarifolia* (Menispermaceae), an edible plant from the Chaco. *Economic Botany* 41: 361-369.
- Assis, M.C. 2004. Alstroemeriaceae no estado do Rio de Janeiro. *Rodriguésia* 44: 5-15.
- Austin, D.F. 1998. The Genus *Aniseia* (Convolvulaceae). *Systematic Botany* 23: 411-420.
- Austin, D.F. & Huáman, Z. 1996. A Synopsis of *Ipomoea* (Convolvulaceae) in the Americas. *Taxon* 45: 3-38.
- Barbosa-Feverheiro, V.P. 1986/1987. *Macroptilium* (Bentham) Urban no Brasil (Leguminosae-Faboideae-Phaseoleae-Phaseolinae). *Arquivos do Jardim Botânico do Rio de Janeiro* 28: 109-180.
- Barroso, G.M. 1958. Mikaniae do Brasil. *Arquivos do Jardim Botânico do Rio de Janeiro* 16: 239-333.
- Barroso, G.M., Sucre, D., Guimarães, E.F., de Carvalho, L.F., Valente, M.C., Dames, E.S.J., da Silva, J.B., Rosenthal, F.R.T. & Barbosa, C.M. 1974. The flora of Guanabara, Brazil, family Dioscoreaceae. *Sellowia* 25: 9-256.
- Bastos, N.R. & Miotto, S.T.S. 1996. O gênero *Vicia* (Leguminosae- Faboideae) no Brasil. *Pesquisas* 46: 85-180.
- Berry, P.E. 1989. A systematic revision of *Fuchsia* sect. *Quelusia* (Onagraceae). *Annals of the Missouri Botanical Garden* 76: 532-584.
- Borsch, T. & Pedersen, T.M. 1997. Restoring the generic rank of *Hebanthe* Martius (Amaranthaceae). *Sendtnera* 4: 13-31.
- Borsini, E.O. 1962. Revisión de las Valerianáceas de Brasil. *Lilloa* 31: 149-170.

- Brücher, E.H. 1986. Investigaciones cito-taxonómicas sobre especies andinas de *Cajophora* (Loasaceae). *Boletín de la Sociedad Argentina de Botánica* 24: 363-380.
- Burkart, A. 1937. Las especies argentinas del género *Centrosema*. *Darwiniana* 3: 7.
- Burkart, A. 1939. Estudios sistemáticos sobre las Leguminosas-Hedisáreas de la República Argentina y regiones adyacentes. *Darwiniana* 3: 117-302.
- Burkart, A. 1941. Nuevas especies de Leguminosas sudamericanas. *Darwiniana* 5: 57-73.
- Burkart, A. 1942. Algunas Leguminosas nuevas de la Flora Argentina. *Darwiniana* 5: 323-331.
- Burkart, A. 1942. Nuevas contribuciones a la sistemática de las especies sudamericanas de *Lathyrus*. *Darwiniana* 6: 9-30.
- Burkart, A. 1966. Notas sobre las especies argentinas de *Vicia* (Leguminosae) del área mesopotámico-pampeana. *Darwiniana* 14: 161-194.
- Burkart, A. 1970. Las Leguminosas-Faseóleas argentinas de los géneros *Mucuna*, *Dioclea* y *Camptosema*. *Darwiniana* 16: 175-218.
- Burkart, A. 1971. El género *Galactia* (Legum.- Phaseoleae) en Sudamérica con especial referencia a la Argentina y países vecinos. *Darwiniana* 16: 663-803.
- Cabrera, A.L. 1965. Revision of the genus *Mutisia* (Compositae). *Opera Lilloana* 13: 1-227.
- Carvalho-Okano, R.M. & Leitão-Filho, H.F. 1989. Revisão do gênero *Calopogonium* Desv. (Leguminosae-Lotoideae) no Brasil. *Revista Brasileira de Botânica* 8: 31-46.
- Cavalheiro, L., Ranga, N.T. & Furlan, A. 2011. *Tournefortia* L. (Boraginaceae): extra Amazonian Brazilian species. *Hoehnea* 38: 221-242.
- Cervi, A.C. 2003. Estudo das Passifloraceae brasileiras. Uma nova espécie de *Passiflora* L. para Santa Catarina. *Sellowia* 53-55: 9-14.
- Chase, M.W. 1981. A Revision of *Dicella* (Malpighiaceae). *Systematic Botany* 6: 159-171.
- Cialdella, A.M. 1984. El género *Acacia* (Leguminosae) en la Argentina. *Darwiniana* 25: 59-111.

- Core, E.L. 1952. The genus *Scleria* in Brazil. *Rodriguésia* 27: 137-162.
- Crespo, S. & Pérez-Moreau, R.L. 1981. Notas sobre Loasaceae: *Loasa bergii* Hieron. y rehabilitación de *L. argentina* Urb. et Gilg. *Darwiniana* 23: 171-178.
- Delgado-Salinas, A. & Torres-Colin, L. 2004. New combinations in south American Phaseolinae: *Dolichopsis* and *Macroptilium* (Fabaceae : Phaseoleae). *Novon* 14: 424-427.
- Delprete, P.G., Cortés-B, R. 2006. A synopsis of the Rubiaceae of the states of Mato Grosso and Mato Grosso do Sul, Brazil, with a key to genera, and a preliminary species list. *Revista de Biología Neotropical* 3: 13-96.
- Descole, H.R. & Meyer, T. 1941. Una nueva Asclepiadácea Argentina: *Schubertia schreiteri*. *Darwiniana* 5: 53-56.
- Dillon, M.O. & Munozschick M. 1993. A revision of the dioecious genus *Griselinia* (Griselinaceae), including a new species from the costal Atacama Desert of northern Chile. *Brittonia* 45: 261-274.
- Duno, R., Fantz, P.R., Fernandez-Concha, G.C. & Itza, L.L.C. 2008. *Centrosema* and *Clitoria* (Leguminosae: Papilionidae: Phaseoleae: Clitoriinae) in the Mexican Yucatan Peninsula, including three lectotypifications. *Vulpia* 7: 1-15.
- Eriksson, R. 2007. A Synopsis of Basellaceae. *Kew Bulletin* 62: 297-320.
- Ezcurra, C. 1981. Revisión de las Apocináceas de la Argentina. *Darwiniana* 23: 367-474.
- Ferreira, G. 1995. Estudo taxonômico das espécies brasileiras do gênero *Norantea* Aublet (Marcgraviaceae). *Arquivos do Jardim Botânico do Rio de Janeiro* 33: 9-53.
- Ferreira, P.P.A. & Miotto, S.T.S. 2009. Sinopse das espécies de *Ipomoea* L.(Convolvulaceae) ocorrentes no Rio Grande do Sul, Brasil. *Revista Brasileira de Biociências* 7: 440-453.
- Ferreira, P.P.A. & Miotto, S.T.S. 2011. Three new species of *Ipomoea* L.(Convolvulaceae) from Southern Brazil. *Kew Bulletin* 66: 289-294.

- Fontella-Pereira, J. 1977. Revisão taxonômica do gênero *Tassadia* Decaisne (Asclepiadaceae). *Arquivos do Jardim Botânico do Rio de Janeiro* 21: 235-392.
- Fontella-Pereira, J. & Britto de Goes, M.B. 2004. A new species of *Orthosia* Decne. (Apocynaceae-Asclepiadoideae) from Paraná, and a key to the species of southern Brazil. *Revista de Biologia Neotropical* 1: 1-3.
- Fontella-Pereira, J. & Valente, M.C. 1969. Contribuição ao estudo das Asclepiadaceae do estado do Paraná I. *Boletim da Universidade Federal do Paraná* 22: 1-6.
- Forero, E. 1983. Connaraceae. *Flora Neotropica Monograph* 36: 1-208.
- Fortunato, R.H. 1983. Sinopsis de las especies argentinas del género *Rhynchosia*. *Parodiana* 2: 25-58.
- Fortunato, R.H, Sede, S. & Luckow, M.A. 2008. *Galactia dimorphophylla* (Leguminosae: Phaseoleae), a new species from southeastern South America. *Brittonia* 60: 349-354.
- Gates, B. 1982. *Banisteriopsis*, *Diplopterys* (Malpighiaceae). *Flora Neotropica Monograph* 30: 1-238.
- Gentry, A.H. 1980. Bignoniaceae: Part I (Crescentieae and Tourrettieae). *Flora Neotropica* 25: 1-130.
- Gentry, A.H. 1993. Six new species of *Adenocalymma* (Bignoniaceae) from Eastern South America. *Novon* 3: 137-141.
- Gomes-Klein, V.L. 2003. A new species of *Cayaponia* (Cucurbitaceae) from Brazil. *Sellowia* 52-55: 15-21.
- Goyder, D.J. 2003. A synopsis of *Morrenia* Lindl. (Apocynaceae subfam. Asclepiadoideae). *Kew Bulletin* 58: 713-721.
- Goyder, D.J. 2004. An amplified concept of *Philibertia* Kunth (Apocynaceae: Asclepiadoideae), with a synopsis of the genus. *Kew Bulletin* 59: 415-451.

- Grandi, L.A., Bueno, G.M. & Groppo, M. 2009. Flora da Serra do Cipó, Minas Gerais: Rosaceae. *Boletim de Botânica da Universidade de São Paulo* 27: 269-273.
- Guaglianone, E.R. & Gatuso, S. Estudios taxonómicos sobre el género *Smilax* (Smilacaceae). *Boletín de la Sociedad Argentina de Botánica* 27: 105-129.
- Hechem, V., Calvino, C.I. & Ezcurra, C. 2011. Molecular phylogeny of *Diplolepis* (Apocynaceae-Asclepiadoideae) and allied genera, and taxonomic implications. *Taxon* 60: 638-648.
- Hechem, V. & Ezcurra, C. 2006. Asclepiadaceae R.Br. *Aportes Botánicos de Salta. Ser. Flora* 7: 1-88.
- Hofreiter, A. 2005. The genus *Bomarea* (Alstroemeriaceae) in Bolivia and southern South America. *Harvard Papers in Botany* 9: 343-374.
- Hofreiter, A. & Rodríguez, E.F. 2006. The Alstroemeriaceae in Peru and neighbouring areas. *Revista Peruana de Biología* 13: 5-69.
- Hunziker, A.T. 1947. Tres nuevas especies sudamericanas de *Cuscuta*. *Darwiniana* 7: 323-330.
- Hunziker, J.H. 1949. Synopsis of the Argentine species of *Ephedra*. *Lilloa* 17: 147-174.
- Johnson, D.M. 1986. Revision of the neotropical genus *Callaeum* (Malpighiaceae). *Systematic Botany* 11: 335-353.
- Johnston, I.M. 1930. Studies in the Boraginaceae VIII. I. Observation on the species of *Cordia* and *Tournefortia* known from Brazil, Paraguay, Uruguay and Argentina. *Contributions from the Gray Herbarium of Harvard University* 92: 3-89.
- Kirizawa, M. 1981. Flora Fanerogâmica da reserva do Parque Estadual das Fontes do Ipiranga. Dioscoreaceae. *Hoehnea* 9: 131-133.
- Krapovickas, A. 2009. Convolvuláceas argentinas. *Bonplandia* 18: 57-64.
- Krukoff, B.A. & Monachino, J. 1942. The American species of *Strychnos*. *Brittonia* 4: 248-322.

- Liede-Schumann, S. & Meve, U. 2008. Nomenclatural Novelties and One New Species in *Orthosia* (Apocynaceae, Asclepiadoideae). *Novon* 18: 202-210.
- Lleras, E. 1978. Trigoniaceae. *Flora Neotropica Monograph* 19: 1-73.
- Lombardi, J.A. 2000. Vitaceae: gêneros *Ampelocissus*, *Ampelopsis* e *Cissus*. *Flora Neotropica Monograph* 80: 1-250.
- Lüdke, R., Souza-Chies, T.T. & Miotto, S.T.S. 2005. *Bredemeyera* Willd. e *Securidaca* L. (Polygalaceae) na Região Sul do Brasil. *Revista Brasileira de Biociências* 6: 69-79.
- Manoel, E.A. & Guimarães, E.F. 2009. O gênero *Strychnos* (Loganiaceae) no Rio de Janeiro, Brasil. *Rodriguésia* 60: 865-877.
- Marchioretto, M.S., Miotto, S.T.S. & Siqueira, J.C. 2009. O gênero *Hebanthe* (Amaranthaceae) no Brasil. *Rodriguésia* 60: 783-798.
- Marchioretto, S., Lipper, A.P. & Silva, V.L. 2011. A família Nyctaginaceae Juss. no Rio Grande do Sul, Brasil. *Pesquisas* 62.
- Marques, M.C.M. 1980. Revisão das espécies do gênero *Bredemeyera* Willd. (Polygalaceae) do Brasil. *Rodriguésia* 32: 269-321.
- Marques, M.C.M. 1996. *Securidaca* L. (Polygalaceae) do Brasil. *Arquivos do Jardim Botânico do Rio de Janeiro* 34: 7-144.
- Marquete da Silva, N.M. 1995. *Combretum* Loefling do Brasil-Sudeste (Combretaceae). *Arquivos do Jardim Botânico do Rio de Janeiro* 33: 55-107.
- Martínez-Bernal, A., Duno, R. & Lorena-Can, L. 2011. Los gêneros *Cajanus* y *Rhynchosia* (Leguminosae, Papilionoideae, Phaseoleae, Cajaninae) en la Península de Yucatán, México. *Revista Mexicana de Biodiversidad* 82: 1098-1107.
- Martínez-Crovetto, R. 1968. Notas sobre Cucurbitaceae de la Flora Argentina. *Bonplandia* 3: 1-7.

- Mathias, M.E. & Theobald, W.L. 1981. A revision of the genus *Hyperbaena* (Menispermaceae). *Brittonia* 33: 81-104.
- Matos, A. & Artiles, G.R. 2005. El género *Macroptilium* (Benth.) Urb. (Leguminosae) en Cuba. *Annales Jardín Botánico de Madrid* 62: 181-190.
- Mello, E. 2004. As espécies de *Coccoloba* P. Browne (Polygonaceae) da Amazônia brasileira. *Acta Amazonica* 34: 525 - 551.
- Meyer, T. 1943. Las especies argentinas de los géneros *Funastrum* y *Philibertia* (Asclepiadaceae). *Lilloa* 9: 423-456.
- Meyer, T. 1970. New or critical argentine Asclepiadaceae. *Lilloa* 33: 69-84.
- Milward-de-Azevedo, M.A., Baumgratz, J.F.A. & Gonçalves-Esteves, V. 2012. A taxonomic revision of *Passiflora* subgenus *Decaloba* (Passifloraceae) in Brazil. *Phytotaxa* 53: 1-68.
- Miotto, S.T.S. 1987. Os gêneros *Centrosema* (DC.) Benth. e *Clitoria* L. (Leguminosae, Faboideae) no Rio Grande do Sul. *Iheringia Ser. Botânica* 36: 15-39.
- Miotto, S.T.S. 1987. Os gêneros *Canavalia* DC. e *Dioclea* H.B.K. (Leguminosae, Faboideae) no Rio Grande do Sul. *Iheringia Ser. Botânica* 36: 41-55.
- Monguilhott, L. & de Mello-Silva, R. 2008. Apocynaceae from the Ibitipoca State Park, Minas Gerais, Brazil. *Boletim de Botânica da Universidade de São Paulo* 26: 93-130.
- Moraes, J. 2005. Estudios en las Apocynaceae Neotropicales XX: monografía del género *Peltastes* (Apocynoideae, Echiteae), con una sinopsis de *Stipecoma* (Apocynoideae, Echiteae). *Candollea* 60: 289-334.
- Moral, S.A.C. 1993. Dos nuevas especies en *Oxypetalum* y *Marsdenia* (Asclepiadaceae) de Argentina. *Bonplandia* 7: 31-38.
- Morales, J.F. 2007. Novedades nomenclaturales en el género *Prestonia* para Brasil (Apocynoideae, Echiteae). *Darwiniana* 45: 213-217.

- Morillo, J.P. 1986. Notas sobre Asclepiadaceae neotropicales. *Annales Jardín Botánico de Madrid* 43: 235-244.
- Morillo, J.P. 1993. Nuevos táxones sudamericanos en el género *Marsdenia* R.Br. (Asclepiadaceae). *Annales Jardín Botánico de Madrid* 51: 55-63.
- Múlgura de Romero, M.E. 1977. Revisión de las Vitáceas de la Argentina. *Darwiniana* 21: 3-26.
- Muñoz-Schick, M. & de Trenquallye, A. 2011. A new species of *Loasa* (Loasaceae) from Chile. *Gayana Botánica* 68: 341-344.
- Mynt, T. & Ward, D.B. 1968. A taxonomic revision of the genus *Bonamia* (Convolvulaceae). *Phytologia* 17: 121-237.
- Neubert, E.E. & Miotto, S.T.S. 1999. O gênero *Lathyrus* L. (Leguminosae-Faboideae) no Brasil. *Iheringia Ser. Botânica* 56: 51-114.
- Neves, P.C.P., Bauermann, S.G., Bitencourt, A.L.V., Souza, P.A., Marchioretto, M.S., Bordignon, S.A.L. & Mauhs, J. 2006. Palinoflora do estado do Rio Grande do Sul, Brasil: Phytolaccaceae R.Br. *Pesquisas* 56: 181-200.
- Nurit, K., Angra, M.F., Basílio, I.J.L.D. & Baracho, G.S. 2005. Flora da Paraíba, Brasil: Loganiaceae. *Acta Botanica Brasilica* 19: 407-416.
- O'Donell, C.A. 1941. Revisión de las especies americanas de *Merremia*. *Lilloa* 6: 467-554.
- O'Donell, C.A. 1950. Convolvulaceae americanas nuevas o críticas II. *Lilloa* 23: 457-509.
- O'Donell, C.A. 1952. Convolvulaceae americanas nuevas o críticas III. *Arquivos do Museu Paranaense* 9: 207-244.
- O'Donell, C.A. 1957. Convolvuloides Chilenas. *Boletín de la Sociedad Argentina de Botánica* 6: 143-184.
- O'Donell, C.A. 1959. Convolvuláceas Argentinas. *Lilloa* 29: 87-348.
- O'Donell, C.A. 1959. Convolvuloideas de Uruguay. *Lilloa* 29: 350-376.

- O'Donell, C.A. 1960. Convolvuláceas Argentinas II. *Lilloa* 30: 5-39.
- O'Donell, C.A. 1960. Notas sobre Convolvuláceas americanas. *Lilloa* 30: 39-70.
- Pedralli, G.G. 2002. Levantamento florístico das Dioscoreaceae (R.Br.) Lindley da Cadeia do Espinhaço, Minas Gerais e Bahia, Brasil. *Boletim de Botânica da Universidade de São Paulo* 20: 62-119.
- Pool, A. 2007. A revision of the genus *Pithecoctenium* (Bignoniaceae). *Annals of the Missouri Botanical Garden* 94: 622-642.
- Pool, A. 2007. A review of the genus *Distictis* (Bignoniaceae). *Annals of the Missouri Botanical Garden* 94: 791-820.
- Pool, A. 2009. A review of the genus *Distictella* (Bignoniaceae). *Annals of the Missouri Botanical Garden* 96: 286-323.
- Queiroz, L.P. 2006. New species and new combinations in *Phanera* Lour. (Caesalpinoideae: Cercideae) from the caatinga biome. *Neodiversity* 1: 6-10.
- Rambo, B. 1958. Asclepiadaceae Riograndensis. *Iheringia Ser. Botânica* 1: 1-57.
- Rambo, B. 1959. Apocynaceae Riograndensis. *Iheringia Ser. Botânica* 3: 1-23.
- Rambo, B. 1966. Leguminosae Riograndenses. *Pesquisas* 23: 1-166.
- Rapini, A. 2009. A new name in new world *Cyanchum* (Apocynaceae, Asclepiadoideae). *Neodiversity* 4: 7-8.
- Rapini, A. 2010. Revisiting the Asclepiadoideae (Apocynaceae) from the Espinhaço Range. *Boletim de Botânica da Universidade de São Paulo* 28: 97-123.
- Rapini, A., Fontella-Pereira, J., Lamare, E.H. & Liede-Schumann, S. 2004. Taxonomy of *Peplonia* (Including *Gonioanthela*) and a reinterpretation of *Orthosieae* (Asclepiadoideae, Apocynaceae). *Kew Bulletin* 59: 531-539.

- Rapini, A., Pereira, J.F. & Goyder, D.J. 2011. Towards a stable generic circumscription in Oxypetalinae (Apocynaceae). *Phytotaxa* 26: 9-16.
- Rhodes, D.G. 1975. A revision of the genus *Cissampelos*. *Phytologia* 30: 415-484.
- Ricardi, M. 1961. Two new Bomarea in the Chilean flora. *Gayana* 1: 7-12.
- Ritter, M.R. & Miotto, S.T.S. 2005. Taxonomy of *Mikania* Willd. (Asteraceae) in Rio Grande do Sul, Brazil. *Hoehnea* 32: 309-359.
- Rogalski, L.D & Miotto, S.T.S. 2011. O gênero *Rhynchosia* Lour. (Leguminosae-Papilionoideae) nos estados do Paraná e de Santa Catarina, Brasil. *Revista Brasileira de Biociências* 9: 332-349.
- Romanczuk, C. & del Pero de Martinez, M.A. 1978. Las especies del género *Celtis* (Ulmaceae) en la flora argentina. *Darwiniana* 21: 541-577.
- Rua, G.H. 1989. Revisión taxonómica del género *Tweedia* (Asclepiadaceae). *Parodiana* 5: 375-410.
- Rua, G.H. & Liede, S. 1994. A new species of *Tweedia* (Asclepiadaceae) from the north of Chile. *Gayana Botánica* 51: 81-84.
- Rudd, V.E. 1958. A revision of the genus *Chaetocalyx*. *Contributions from the U.S. National Herbarium* 32: 207-243.
- Sartori, A.L.B. & Tozzi, A.M.A. 1998. As espécies de *Machaerium* Pers. (Leguminosae - Papilionoideae-Dalbergieae) ocorrentes no estado de São Paulo. *Revista Brasileira de Botânica* 21: 211-246.
- Schwarz, E.D.A & Fontella-Pereira, J. 1995. The genus *Jobinia* Fournier (Asclepiadaceae) in Brazil. *Acta Biológica Paranaense* 24: 49-157.
- Seigler, D.S., Ebinger, J.E. & Miller, J.T. 2006. The genus *Senegalia* (Fabaceae: Mimosoideae) from the New World. *Phytologia* 88: 38-94.
- Siqueira, J.C. 1992. O gênero *Gomphrena* L. (Amaranthaceae) no Brasil. *Pesquisas*. 43: 5-197.

- Sohmer, S.H. 1977. A revision of *Chamissoa* (Amaranthaceae). *Bulletin of the Torrey Botanical Club* 104: 111-126.
- Stevens, W.D. 1988. New names and combinations in Apocynaceae, Asclepiadoideae. *Phytologia* 64: 333-335.
- Tamaio, N., Joffily, A., Alvarenga Braga, J.M. & Rajput, K.S. 2010. Stem anatomy and pattern of secondary growth in some herbaceous vine species of Menispermaceae. *Journal of the Torrey Botanical Society* 137: 157-165.
- Toursarkissian, M. 1969. Las Gesneriáceas Argentinas. *Darwiniana* 15: 25-64.
- Tozzi, A., Agostini, K. & Sazima, M. 2005. A new species of *Mucuna* Adans. (Leguminosae, Papilionoideae, Phaseoleae) from southeastern Brazil, with a key to Brazilian species. *Taxon* 54: 451-455.
- Turner, B.L. 1992. Taxonomic overview of the genus *Cologania* (Fabaceae, Phaseolae). *Phytologia* 73: 281-301.
- Vanni, R.O. 1981. Novedades en Hedysareae (Leguminosae-Papilionoideae). *Bonplandia* 5: 175-188.
- Vanni, R.O. & Kurtz, D.B. 2005. Nueva variedad y precisiones taxonómicas para el género *Vicia* (Leguminosae) en el norte de la Argentina. *Darwiniana* 43: 216-231.
- Vila Careno, M. 1966. Boussingaultias argentinas (Baseláceas). *Lilloa* 32: 301-317.
- Watanabe, M.T.C., Roque, N. & Rapini, A. 2009. Apocynaceae sensu strictum no Parque Municipal de Mucugê, Bahia, Brasil, incluindo a publicação válida de dois nomes em *Mandevilla* Lindl. *Iheringia Ser. Botânica* 64: 63-75.
- Webster, G.L. & Armbruster, W.S. 1991. A synopsis of the neotropical species of *Dalechampia* (Euphorbiaceae). *Botanical Journal of the Linnean Society* 105: 137-177.

- Weigend, M. 1997. Loasoideae in Eastern South America and on Hispaniola: names, types and a key. *Sendtnera* 4: 207-220.
- Xifreda, C.C. 1982. Estudios en Dioscoreaceae I. *Boletín de la Sociedad Argentina de Botánica* 20: 317-327.
- Xifreda, C.C. 1982. Estudios en Dioscoreaceae II. *Boletín de la Sociedad Argentina de Botánica* 21: 273-298.
- Xifreda, C.C. 1984. Estudios en Dioscoreaceae III. *Boletín de la Sociedad Argentina de Botánica* 22: 337-344.
- Xifreda, C.C. 1984. Estudios en Dioscoreaceae IV. *Kurtziana* 17: 119-123.
- Xifreda, C.C. & Kirizawa, M. 2003. Observaciones morfológicas, nomenclaturales y taxonómicas en *Dioscorea monadelphica* y *D. subhastata* (Dioscoreaceae). *Darwiniana* 41: 207-215.
- Xifreda, C.C., López, M.G & Novara, J. 2007. Apocynaceae. *Aportes Botánicos de Salta. Ser. Flora* 8: 1-21.
- Yuncker, T.G. 1932. The genus *Cuscuta*. *Memoirs of the Torrey Botanical Club* 18: 113–331.

Online Floras

- Chilebosque. 2012. <http://www.chilebosque.cl/>
- Flora Digital do Rio Grande do Sul e de Santa Catarina. 2012. <http://ufrgs.br/floradigital/>
- Flora Mendocina Nativa. 2012. <http://www.floramendocina.com.ar/>
- Malpighiaceae. 2006. <http://herbarium.lsa.umich.edu/malpigh/index.html/>
- Solanum Project. 2012. <http://www.nhm.ac.uk/solanaceaesource/>

Printed floras

- Arbo, M.M. & Tressens, S.G. (eds.). 2002. *Flora del Iberá*. Instituto de Botánica del Nordeste, U.N.N.E., CONICET, Corrientes, AR.
- Burkart, A. (ed.). 1974, 1979. *Flora Ilustrada de Entre Ríos (Argentina)*. Instituto Nacional de Tecnología Agropecuaria, Buenos Aires, AR.
- Burkart, A. & Bacigalupo, N. (eds.) 2005. *Flora Ilustrada de Entre Ríos (Argentina)*. Instituto Nacional de Tecnología Agropecuaria, Buenos Aires, AR.
- Burkart, A., Troncoso, N.S. & Bacigalupo, N.M. (eds.). 1987. *Flora Ilustrada de Entre Ríos (Argentina)*. Instituto Nacional de Tecnología Agropecuaria, Buenos Aires, AR.
- Cabrera, A.L. (ed.). 1963, 1965, 1967, 1970. *Flora de la Provincia de Buenos Aires*. v. 1-6. Instituto Nacional de Tecnología Agropecuaria, Buenos Aires, AR.
- Cabrera, A.L. (ed.). 1978-1993. *Flora de la Provincia de Jujuy*. Instituto Nacional de Tecnología Agropecuaria, Buenos Aires, AR.
- Correa, M.N. (ed.). 1969. *Flora Patagónica*. part. II. Instituto Nacional de Tecnología Agropecuaria, Buenos Aires, AR.
- Gentry, A.H. 1996. *A field guide to the families and genera of woody plants of northwest South America (Colombia, Peru, Ecuador) with supplementary notes on herbaceous taxa*. The University of Chicago Press, Chicago, US.
- Izaguirre, P. & Beyhaut, R. 1998. *Las Leguminosas en Uruguay y regiones vecinas*. Hemisferio Sur, Montevideo, UY.
- Kiesling, R. (ed.). 1994, 2003, 2009. *Flora de San Juan*. v. 1-4. Estudio Sigma, Buenos Aires, AR.
- Malizia, A., Ayarde, H. & Sasal, Y. 2009. Ecología y diversidad de lianas en la Selva Pedemontana de las Yungas australes. In: Brown, A.D., Bledinger, P.G., Lomáscolo, T. & Bes, P.G. (eds.) *Selva Pedemontana de las Yungas. Historia natural, ecología y manejo de un ecosistema en peligro*, pp. 75-104. Ediciones del Subtrópico, Tucumán, AR.

- Marticorena, A., Alarcón, D., Abello, L. & Atala, C. 2010. *Plantas trepadoras, epífitas y parásitas nativas de Chile*. Corporación Chilena de la Madera, Concepción, CL.
- Martius, C.F.P, Eichler, A.W. & Urban, I. (eds.) 1840-1906. *Flora Brasiliensis*.
- Pérez-Moreau, R.L. (ed.). 1994, 2003. *Flora Chaqueña Argentina. Formosa, Chaco y Santiago del Estero*. v. 8-11. Instituto Nacional de Tecnología Agropecuária, Buenos Aires, AR.
- Queiroz, L.P. 2009. *Leguminosas da Caatinga*. Universidade Estadual de Feira de Santana, Royal Botanic Gardens & Associação Plantas do Nordeste, Feira de Santana, BR.
- Ramella, L. & Perret, P. (eds.). 1983-2011. *Flora del Paraguay*. v. 2, 3, 16, 17, 25, 27, 30, 33, 34, 36, 39, 41. Conservatoire et Jardin Botaniques de la Ville de Genève & Missouri Botanical Garden, Ginebra, FR.
- Reiche, C. 1896, 1898, 1902, 1905, 1910, 1911. *Flora de Chile*. v. 1-6. Imprenta Cervantes, Santiago de Chile, CL.
- Reis, R. (ed.). 1996-2006. *Flora Ilustrada Catarinense*. Herbário Barbosa Rodriguez, Itajaí, BR.
- Reitz, R. (ed.). 1965-1989. *Flora Ilustrada Catarinense*. Herbário Barbosa Rodriguez, Itajaí, BR.
- Rico-Arce, M.L. 2007. *American Species of Acacia. A Checklist and Synopsis of American species of Acacia (Leguminosae: Mimosoideae)*. CONABIO, Tlalpan MX.
- Wanderley, M.G.L., Shepherd, G.J., Giulietti, A.M., Melhem, T.S., Bittrich, V. & Kameyama, C. (eds.) 2002. *Flora Fanerogâmica do Estado de São Paulo*. v. 2. FAPESP, HUCITEC, São Paulo, BR.
- Wanderley, M.G.L., Shepherd, G.J., Melhem, T.S. & Giulietti, A.M. (eds.) 2005. *Flora Fanerogâmica do Estado de São Paulo*. v. 4. FAPESP, RiMa, São Paulo, BR.
- Wanderley, M.G.L., Shepherd, G.J., Melhem, T.S. & Giulietti, A.M. (eds.). 2007. *Flora Fanerogâmica do Estado de São Paulo*. v. 5. FAPESP, Instituto de Botânica, São Paulo, BR.

- Wanderley, M.G.L., Shepherd, G.J., Melhem, T.S., Giuliatti, A.M. & Kirizawa, M. (eds.). 2003. *Flora Fanerogâmica do Estado de São Paulo*. v. 3. FAPESP, RiMa, São Paulo, BR.
- Wanderley, M.G.L., Shepherd, G.J., Melhem, T.S.A., Giuliatti, A.M. & Martins, S.E. (eds.). 2009. *Flora Fanerogâmica do Estado de São Paulo*. v. 6. FAPESP, Instituto de Botânica, São Paulo, BR.
- Wanderley, M.G.L., Shepherd, G.J., Melhem, T.S., Giuliatti, A.M. & Martins, S.E. (eds.) 2012. *Flora Fanerogâmica do Estado de São Paulo*. v. 7. FAPESP, Instituto de Botânica, São Paulo, BR.

Thesis

- Barros, M.J.F. 2011. *Senegalia Raf. (Leguminosae, Mimosoideae) do Domínio Atlântico, Brasil*. Master Thesis, Instituto de Pesquisas Jardim Botânico do Rio de Janeiro, Rio de Janeiro, BR.
- Camargo, R.A. 2005. A tribo Dalbergieae (Leguminosae-Faboideae) no estado de Santa Catarina, Brasil. Master Thesis, Universidade Federal do Rio Grande do Sul, Porto Alegre, BR.
- Ceolin, G.B. 2011. *O gênero Galactia P. Browne (Leguminosae, Papilionoideae) no Brasil*. PhD Thesis, Universidade Federal do Rio Grande do Sul, Porto Alegre, BR.
- Crespam, P.C. 2010. *Estudos na família Verbenaceae no Rio Grande do Sul, Brasil*. Master Thesis, Universidade Federal do Rio Grande do Sul, Porto Alegre, BR.
- Lima, L.F.P. 2010. *Estudos taxonômicos e morfológicos em Cucurbitaceae brasileiras*. PhD Thesis, Universidade Federal do Rio Grande do Sul, Porto Alegre, BR.
- Lombardi, J.A. 1994. *O gênero Cissus L. emend Descoings (Vitaceae) na América do Sul*. PhD Thesis, Universidade Estadual de Campinas, São Paulo, BR.

- Maia, D.C. 2006. *Estudo taxonômico dos gêneros Commelina L. e Dichorisandra J.C. (Commelinaceae), no estado do Paraná, Brasil.* Master Thesis, Universidade Federal do Paraná, Curitiba, BR.
- Marchioretto, M.S. 2008. *Os gêneros Hebanthe Mart. e Pfaffia Mart. (Amaranthaceae) no Brasil.* PhD Thesis, Universidade Federal do Rio Grande do Sul, Porto Alegre, BR.
- Mondin, C.A. 2004. *Levantamento da tribo Heliantheae Cass. (Asteraceae) sensu stricto, no Rio Grande do Sul, Brasil.* PhD Thesis, Universidade Federal do Rio Grande do Sul, Porto Alegre, BR.
- Moreira, J.L.A. 1997. *Estudo taxonômico da Subtribo Phaseolinae Benth. (Leguminosae, Papilionoideae) no Sudeste e Centro-Oeste do Brasil.* Master Thesis, Universidade Estadual de Campinas, São Paulo, BR.
- Santos, V.T. 2010. *Acacieae Benth. (Leguminosae-Mimosoideae) em Minas Gerais, Brasil.* Master Thesis, Universidade Federal de Viçosa, Viçosa, BR.
- Silva, T.R.S. 1999. *Redelimitação e revisão taxonômica do gênero Lantana L. (Verbenaceae) no Brasil.* PhD Thesis, Universidade de São Paulo, São Paulo, BR.
- Simão-Bianchini, R. 1998. *Ipomoea L. (Convolvulaceae) no Sudeste do Brasil.* PhD Thesis, Universidade de São Paulo, São Paulo, BR.

Appendix S2. Families, number of species of climbers recorded in extratropical flora and their distribution across subtropical and temperate areas. The numbers between parentheses refer to exclusive species.

Family	Extratropical	Subtropical	Temperate
Acanthaceae	2 (0)	2	0
Alstroemeriaceae	6 (3)	3 (0)	3 (3)
Amaranthaceae	5 (0)	5	1
Apocynaceae	195 (65)	184 (45)	46 (11)
Araliaceae	1 (1)	0	1(1)
Aristolochiaceae	20 (3)	20 (3)	4 (0)
Asparagaceae	3 (1)	2 (0)	3 (1)
Asteraceae	115 (37)	98 (14)	42 (17)
Basellaceae	3 (0)	3	1
Begoniaceae	3 (0)	3	0
Berberidopsidaceae	1 (1)	0	1 (1)
Bignoniaceae	58 (4)	56 (2)	13 (2)
Boraginaceae	8 (0)	8	2
Cactaceae	1 (0)	1	1
Campanulaceae	1 (0)	1	0
Cannabaceae	1 (0)	1	1
Caprifoliaceae	2 (0)	2	1
Celastraceae	11 (0)	11	1
Combretaceae	5 (0)	5	1
Commelinaceae	3 (0)	3	0
Connaraceae	2 (0)	2	0
Convolvulaceae	92 (27)	89 (24)	30 (13)
Coriariaceae	1 (1)	0	1 (1)
Cucurbitaceae	61 (8)	60 (4)	19 (1)
Cyperaceae	1 (0)	1	1
Dilleniaceae	7 (0)	7	0
Dioscoreaceae	84 (44)	58 (16)	35 (26)
Euphorbiaceae	26 (3)	26 (3)	7 (0)
Fabaceae	133 (36)	121 (6)	61 (12)
Gesneriaceae	2 (2)	0	2 (2)
Griselinaceae	4 (3)	2 (1)	3 (2)
Hydrangeaceae	1 (1)	0	1 (1)
Lardizabalaceae	2 (2)	0	2 (2)
Loasaceae	21 (16)	10 (3)	15 (11)
Loganiaceae	6 (0)	6	1
Malpighiaceae	64 (7)	64 (7)	11 (0)

Malvaceae	4 (0)	4	0
Marcgraviaceae	2 (0)	2	0
Menispermaceae	12 (1)	12 (1)	4
Nyctaginaceae	2 (0)	2	0
Onagraceae	3 (1)	3 (1)	0
Orchidaceae	2 (0)	2	0
Passifloraceae	40 (3)	39 (3)	15 (0)
Philesiaceae	2 (2)	0	2 (2)
Phytolaccaceae	4 (2)	2 (0)	3 (2)
Piperaceae	1 (0)	1	0
Poaceae	1 (0)	1	1
Polygalaceae	6 (0)	6	0
Polygonaceae	4 (1)	3 (0)	3 (1)
Ranunculaceae	7 (1)	7 (0)	3 (0)
Rhamnaceae	7 (0)	7	1
Rosaceae	6 (0)	6	1
Rubiaceae	30 (5)	28 (3)	11 (2)
Sapindaceae	64 (5)	64 (5)	10 (0)
Schlegeliaceae	1 (0)	1	0
Smilacaceae	13 (0)	13	1
Solanaceae	10 (0)	10	2
Trigoniaceae	2 (0)	2	0
Tropaeolaceae	22 (19)	13 (7)	13 (9)
Verbenaceae	3 (0)	3	2
Violaceae	2 (0)	2	1
Vitaceae	14 (0)	14	3
Total	1215 (304)	1101 (136)	387 (113)



ARTIGO III. Trepadeiras na Região Sul do Brasil

O presente trabalho foi realizado em colaboração com os colegas Priscila Porto Alegre Ferreira e Guilherme Dubal dos Santos Seger, do PPG Botânica e Ecologia, respectivamente, sob a orientação da Prof.^a Silvia T. S. Miotto. Ele irá compor uma seleção de artigos sobre trepadeiras do Brasil, a qual constituirá um volume especial do Boletim de Botânica da Universidade de São Paulo.



O trabalho consiste em uma compilação de todas as espécies de trepadeiras que já foram citadas para o sul do Brasil e na análise da distribuição da riqueza nos três Estados que compõem a Região. A revisão de literatura foi complementada com dados próprios, obtidos nos últimos anos pelo nosso grupo de pesquisa.



Foi possível coletar e observar muitas espécies e detectar grupos taxonômicos que são pouco amostrados na Região. No Rio Grande do Sul, mesmo as espécies mais comuns apresentam poucos registros de herbário.

Trepadeiras na Região Sul do Brasil

Jaqueline Durigon¹

Priscila Porto Alegre Ferreira¹

Guilherme Dubal dos Santos Seger²

Silvia Teresinha Sfoggia Miotto¹

¹ Universidade Federal do Rio Grande do Sul, Programa de Pós-Graduação em Botânica, Laboratório de Taxonomia de Angiospermas. Avenida Bento Gonçalves, 9500, Agronomia, Porto Alegre-RS. CEP: 91501-970. jaqueline Durigon@gmail.com

² Universidade Federal do Rio Grande do Sul, Programa de Pós-Graduação em Ecologia, Laboratório de Ecologia Filogenética e Funcional. Avenida Bento Gonçalves, 9500, Agronomia, Porto Alegre-RS. CEP: 91501-970.

ABSTRACT

(Climbing plants in Southern Region of Brasil) The climbing flora of Southern Region of Brazil was characterized regarding its species richness, composition and distribution across the three States. Occurrence data were retrieved from the main databases concerning the regional flora and complemented with informations from herbaria and field collections. We found 821 species of climbers, being Apocynaceae, Fabaceae, Asteraceae and Convolvulaceae the richest families. A greater number of species was found in Paraná (715), followed by Santa Catarina (514) and Rio Grande do Sul (431). Fifty-eight species were considered exclusive of the study area. Regarding the taxonomic composition, the richest families found differed from those reported in tropical surveys. The decrease in climbing richness from northern to southern States can be attributed to the reduction of tropical influence with increasing latitude. In view of their importance in the composition of subtropical floras, more studies should address the role of climbing plants in ecosystem functioning outside the tropics.

Key words: climbing richness, flora, lianas, subtropics.

RESUMO

(Trepadeiras na Região Sul do Brasil) A flora de trepadeiras da Região Sul do Brasil foi caracterizada quanto à riqueza, composição e distribuição das espécies nos três Estados que a compõem. Dados de ocorrência foram extraídos das principais bases de dados relativas à flora regional e complementados com informações de coletas e de herbários. Foram encontradas 821 espécies de trepadeiras, sendo Apocynaceae, Fabaceae, Asteraceae e Convolvulaceae as famílias mais ricas. O estado do Paraná apresentou o maior número de espécies (715), seguido por Santa Catarina (514) e Rio Grande do Sul (431). Cinquenta e oito espécies foram consideradas exclusivas da Região. Considerando a composição taxonômica, as famílias mais ricas em espécies de trepadeiras no presente estudo diferiram daquelas reportadas para áreas tropicais. A diminuição da riqueza no sentido norte-sul na Região pode ser atribuída à redução da influência

tropical com o aumento da latitude. Diante da sua importância na composição de floras subtropicais, o papel das trepadeiras no funcionamento de ecossistemas situados fora dos trópicos deveria ser melhor investigado.

Palavras-chave: riqueza de trepadeiras, flora, lianas, subtrópicos.

1. Introdução

As trepadeiras estão representadas em uma grande variedade de climas e tipos de vegetação, seja pelas grandes trepadeiras lenhosas (lianas) ou por frágeis trepadeiras herbáceas (Richards 1998). Indiscutivelmente, sua contribuição em termos de diversidade, abundância e estrutura é maior em florestas tropicais (Gentry 1991, Schnitzer & Bongers 2002) e, como consequência, grande parte do conhecimento existente sobre a sinúsia é derivado de estudos realizados neste tipo de vegetação. Há evidências de que as lianas desempenham um papel chave na estrutura e funcionamento de ecossistemas florestais (Schnitzer & Bongers 2002), pois fornecem recursos para a fauna (Gentry 1991), afetam negativamente o armazenamento de carbono (Durán & Gianoli 2013) e influenciam processos de sucessão e regeneração (Schnitzer *et al.* 2000). Apesar de comparativamente menos diversas em zonas extratropicais, as trepadeiras também podem ter um papel importante no funcionamento de florestas subtropicais e temperadas, onde os estudos sobre diversidade e ecologia de trepadeiras são escassos (Gentry 1991, Schnitzer 2005, Carrasco-Urra & Gianoli 2009).

A menor riqueza e abundância de trepadeiras em zonas extratropicais é frequentemente atribuída à susceptibilidade das lianas à embolia por congelamento. O desenvolvimento de vasos de grande diâmetro que contribuem para um transporte de água mais eficiente em plantas com grande proporção área foliar total/área transversal do caule pode representar um problema em climas mais frios (Gentry 1991, Schnitzer 2005). Consequentemente, somente um subconjunto de espécies de lianas pode sobreviver nestas zonas, incluindo especialmente aquelas que possuem adaptações para evitar ou minimizar a embolia (Schnitzer 2005, Jiménez-Castillo *et al.* 2007). Por outro lado, as trepadeiras herbáceas, consideradas menos sensíveis a oscilações de temperatura e de água (Bhattarai & Vetaas 2003), representam uma grande proporção das espécies de trepadeiras em zonas extratropicais (Gallagher & Leishman 2012). Apesar do número de espécies e de indivíduos de lianas diminuírem com o aumento da latitude em ambos os hemisférios, sua riqueza e abundância são maiores em florestas temperadas do hemisfério sul

do que aquelas localizadas no hemisfério norte em latitudes equivalentes (Gentry 1991). Esta diferença é atribuída ao caráter mais ameno das temperaturas durante o inverno no hemisfério sul que, por sua vez, pode ser uma consequência da baixa proporção terra/oceano (Arroyo *et al.* 1996).

O território brasileiro, apesar de inserido quase na sua totalidade na zona tropical, compreende uma área subtropical de grande importância para a biodiversidade (Waechter 2002). Em termos políticos, a porção do território situada ao sul do Trópico de Capricórnio é composta, majoritariamente, pelos estados que compõem a Região Sul: Paraná, Santa Catarina e Rio Grande do Sul. O estudo das trepadeiras nesta Região é incipiente, resultando em um desconhecimento da riqueza de espécies existente e de sua composição, elementos básicos para a caracterização da flora. Até o momento, foram publicados somente quatro trabalhos especificamente direcionados a este grupo de plantas na Região: três levantamentos florísticos locais, um realizado no estado do Paraná (Carneiro & Vieira 2012), outro em Santa Catarina (Citadini-Zanette *et al.* 1997) e outro no Rio Grande do Sul (Durigon *et al.* 2009), e uma análise biogeográfica relativa à flora de trepadeiras de um remanescente florestal localizado no Rio Grande do Sul (Durigon & Waechter 2011).

Embora uma grande quantidade de trabalhos florísticos e taxonômicos tenham sido produzidos nos últimos 50 anos na Região Sul do Brasil, há ainda grandes lacunas no conhecimento de diversos grupos vegetais, sendo as trepadeiras uma das sinúsias menos estudadas. Várias famílias que abrangem grande número de espécies de hábito trepador não estão contempladas nas floras estaduais ou, se estão, estas constituem obras antigas onde o número de espécies está muito subestimado e os dados de distribuição são incompletos. O objetivo deste estudo foi caracterizar a flora de trepadeiras da Região Sul do Brasil em termos de riqueza e composição taxonômica. As principais perguntas propostas foram: quais espécies de trepadeiras têm ocorrência registrada para a Região Sul do Brasil? quais são as famílias e os gêneros mais ricos em espécies de trepadeiras na Região? Há espécies de trepadeiras que ocorrem

exclusivamente na Região Sul do Brasil? Como a riqueza de trepadeiras está distribuída nos três Estados da Região Sul do Brasil?

2. Material e Métodos

2.1. Área de estudo

Os três estados que compõem a Região Sul do Brasil abrangem cerca de 7% do território nacional e apresentam três biomas segundo a classificação do IBGE (2004): Mata Atlântica, Cerrado e Pampa. O estado do Rio Grande do Sul (RS) possui 63% de seu território inserido no bioma Pampa e 37% no bioma Mata Atlântica. Todo território do estado de Santa Catarina (SC) e quase todo território do Estado do Paraná (PR) estão incluídos dentro do bioma Mata Atlântica. O bioma Cerrado constitui cerca de 2% do estado do Paraná, resumindo-se a pequenos remanescentes na porção norte do Estado (IBGE 2004).

A Região Sul do Brasil situa-se em uma zona de transição climática, entre climas tropicais e temperados; e zona de transição biogeográfica, entre florestas de caráter tropical e formações campestres (Rambo 1960). Como consequência, a flora reúne elementos de diversos contingentes florísticos, além de incluir espécies endêmicas e táxons que atingem seu limite sul ou norte de distribuição na Região (Leite 2002, Waechter 2002, Durigon & Waechter 2011). O clima predominante é do tipo Cfa, sendo o clima do tipo Cfb restrito a altitudes superiores (Nimer 1979). Não há grandes variações pluviométricas e os períodos secos, quando ocorrem, são de curta duração (Leite & Klein 1990).

Conceitos e terminologia

Foram consideradas trepadeiras as plantas que germinam no solo e que em certo período do seu desenvolvimento são incapazes de se auto-sustentarem e, por consequência, se apóiam na vegetação circundante ou se utilizam de mecanismos para se prenderem ao suporte (p.ex. gavinhas, espinhos, acúleos ou estruturas volúveis) (Gentry 1991). Espécies que incluem em sua

descrição botânica outros hábitos, além do trepador, foram indicadas como espécies de “hábito variável”. São exemplos comuns desse caso: espécies do gênero *Senegalia* Raf., que podem apresentar tanto hábito arbustivo como trepador (Rico-Arce 2007) e do gênero *Ipomoea* L., no qual, a mesma espécie pode apresentar indivíduos que são subarbustos prostrados e indivíduos que apresentam ápices volúveis (Ferreira & Miotto 2009).

Espécies com ocorrência registrada somente para a Região Sul do Brasil, frequentemente descritas como “endêmicas” na literatura, foram consideradas como “exclusivas” da Região. O termo exclusivo aplica-se melhor na abordagem do trabalho, pois os dados compilados referem-se à distribuição de espécies por Estados, os quais são delimitações políticas e não necessariamente correspondem a biomas ou tipos de vegetação.

Levantamento de dados

Para a construção da lista de espécies de trepadeiras da Região Sul do Brasil, foram consultadas as duas principais bases de dados que incluem informações de ocorrência para a Região: a Lista de Espécies da Flora do Brasil (<http://floradobrasil.jbrj.gov.br>) e o Catálogo de las Plantas Vasculares del Cono Sur (Zuloaga *et al.* 2008). Do total de espécies listadas, foram filtradas aquelas descritas como trepadeiras e com ocorrência registrada para a Região Sul do Brasil. Quando havia dúvidas quanto ao hábito citado nestes dois trabalhos, bibliografias adicionais foram revisadas, tais como: monografias, levantamentos florísticos gerais e informações de coletas incluídas no Centro de Referência em Informação Ambiental (CRIA 2012). Além disso, para dar maior precisão aos dados, muitas espécies foram observadas em campo e em coleções dos herbários (CRI, CTES, FLOR, FUEL, FURB, HAS, HB, ICN, LP, MBM, MVFA, MVJB, MVM, PACA, PEL, R, RB, SI, SMDB, SP, UPCB; acrônimos de acordo com Thiers 2012). Ainda, quando necessário, foram contatados especialistas de diversos grupos taxonômicos, com o objetivo de confirmar as informações de hábito e de distribuição encontradas nesta ampla revisão.

Resultados

Foram encontradas 812 espécies de trepadeiras, distribuídas em 195 gêneros e 60 famílias (Tabela 1). As famílias com maior número de espécies foram: Apocynaceae, Fabaceae, Asteraceae e Convolvulaceae (Figura 1). Os gêneros que apresentaram maior número de espécies foram: *Mikania* Willd., *Dioscorea* L., *Ipomoea*, *Passiflora* L., *Oxypetalum* R. Br. e *Serjania* Mill.

Foram registradas cinquenta e oito espécies de trepadeiras que ocorrem somente para o sul do Brasil, sendo consideradas, portanto, exclusivas da Região. Do total de espécies com ocorrência reportada na literatura para o sul do Brasil, 710 são citadas para o estado do Paraná, 514 para o de Santa Catarina e 430 para o estado do Rio Grande do Sul. O número de espécies compartilhadas ou não entre os Estados está ilustrado na Figura 2. Espécies exclusivas ou pouco frequentes são ilustradas nas Figuras 3 e 4

Discussão

O número de espécies de trepadeiras registradas na Região Sul do Brasil (812) é consideravelmente alto, visto que, para a flora correspondente a toda zona subtropical e temperada do Hemisfério Sul (denominada de Cone Sul), são citadas 1000 espécies com este hábito (Zuloaga *et al.* 2008). Certamente, a ampla definição adotada para o termo “trepadeira”, considerando também espécies com hábito variável, contribuiu para a obtenção de um número alto de espécies. Além disso, ao longo da revisão realizada, observou-se que muitas espécies, mesmo sendo verdadeiras trepadeiras, não eram caracterizadas na literatura como possuindo tal hábito. Em outros casos, espécies com registros confirmados não eram mencionadas nas listas existentes. Conseqüentemente, a ampla e cuidadosa revisão de literatura realizada no presente trabalho permitiu construir uma lista de espécies mais completa.

Considerando o total de Angiospermas citadas para a Região Sul do Brasil (Lista de Espécies da Flora do Brasil 2012), as trepadeiras representam 10% das espécies, o que

demonstra a importância desse grupo de plantas também em zonas extratropicais. Gentry (1991) indicou que as trepadeiras compreendem cerca de 25% da flórua de sítios neotropicais e 7% da flórua de florestas temperadas localizadas no Hemisfério Norte. Porém, essas porcentagens incluem também espécies de hemiepífitos, os quais não foram considerados no presente estudo, inviabilizando uma comparação direta entre os dados.

Embora as famílias que apresentaram maior riqueza de espécies de trepadeiras na Região Sul do Brasil também apareçam entre as mais diversas nos trópicos, a ordem de importância difere. Enquanto que na maioria dos levantamentos florísticos (especialmente aqueles realizados em Florestas Estacionais na região tropical do Brasil) Bignoniaceae é a família mais rica (Santos *et al.* 2009, Udulutsch *et al.* 2010), na Região Sul do Brasil, esta família ocupa somente o quinto lugar em número de espécies. O mesmo acontece com as famílias Sapindaceae e Malpighiaceae, as quais geralmente ocupam posições mais importantes na composição florística de sítios tropicais (Rezende & Ranga 2005, Barros *et al.* 2009, Udulutsch *et al.* 2010). A família Fabaceae, por sua vez, citada por um número menor de levantamentos como a mais rica em áreas tropicais no Brasil (Barros *et al.* 2009, Villagra & Romaniuc Neto 2010), também está bem representada nos subtropicais. Entretanto, os gêneros e espécies de Fabaceae que ocorrem em sítios tropicais e extratropicais diferem. Por exemplo, os gêneros *Lathyrus* L. e *Vicia* L., muito diversificados na Região Sul do Brasil, incluem apenas três e duas espécies na Região Sudeste do Brasil, respectivamente (Lista de Espécies da Flora do Brasil 2012).

A importância de Apocynaceae e Asteraceae para a composição de trepadeiras na Região Sul do Brasil é confirmada quando se observam os levantamentos florísticos locais existentes (Venturi 2000, Seger 2008, Durigon *et al.* 2009, Durigon & Waechter 2011). Apocynaceae é considerada a família mais importante de trepadeiras nos neotrópicos (Gentry 1991), visto que, em sua circunscrição atual, inclui também as espécies de Asclepiadaceae. No sul do Brasil, Apocynaceae, assim como Convolvulaceae e Fabaceae, incluem muitas espécies de trepadeiras herbáceas e habitam formações abertas como Campos, Savanas ou Cerrado. Como exemplos,

pode-se destacar as espécies dos gêneros *Centrosema* (DC.) Benth, *Convolvulus* L., *Ipomoea* L., *Lathyrus* L., *Oxypetalum* R. Br. e *Vicia* L., frequentemente presentes nos campos nativos da Região (Miotto 1987, Bastos & Miotto 1996, Neubert & Miotto 2001, Ferreira & Miotto 2009). Por outro lado, Asteraceae inclui predominantemente espécies lenhosas pertencentes ao gênero *Mikania*, ocorrendo com maior frequência em ambientes florestais (Ritter & Waechter 2004).

O maior número de espécies registradas no estado do Paraná, seguido pelos de Santa Catarina e pelo Rio Grande do Sul, evidencia uma diminuição da riqueza no sentido Norte-Sul da Região. Esse gradiente latitudinal de riqueza já foi observado para plantas floríferas do Rio Grande do Sul como um todo (Rambo 1960), para Orchidaceae (Rocha & Waechter 2010), para *Mikania* Willd. (Ritter & Waechter 2004). O mesmo pode ser atribuído à diminuição da influência tropical com o aumento da latitude, fazendo com que espécies mais amplamente distribuídas em zonas tropicais tenham seu limite sul de distribuição no estado do Paraná.

No estado do Paraná, onde a maioria das espécies exclusivas foi registrada (36), o nível de degradação das florestas é extremamente preocupante, restando atualmente menos de 10% da cobertura florestal em poucos remanescentes florestais muito alterados (Campos *et al.* 2006). Esta situação coloca em dúvida a ocorrência e o estado atual de conservação destas espécies. Já no estado do Rio Grande do Sul, a ocorrência de um menor número de espécies exclusivas (18) era esperada, considerando que a escassez de endemismos é comum entre táxons florestais (Waechter 2002). Porém, isso não significa que as trepadeiras não sejam componentes importantes da flora deste Estado. Na verdade, o número de espécies trepadeiras encontrados no presente estudo (430) se aproxima daquele reportado para árvores (533) no Estado (Sobral *et al.* 2013).

Um crescente interesse em relação aos diversos aspectos da biologia de trepadeiras tem sido observado nos últimos anos, provavelmente em função das evidências de que elas desempenham um importante papel em processos ecológicos em nível global. Enquanto que nos trópicos muitos padrões ecológicos já foram identificados, em zonas extratropicais até mesmo

descrição da flora de trepadeiras tem se demonstrado deficiente. O presente estudo representa um avanço nesse sentido, fornecendo a uma caracterização mais precisa da riqueza de trepadeiras na Região Sul do Brasil.

Agradecimentos

Agradecemos aos curadores de todos os herbários revisados. Aos especialistas: Ângelo Alberto Schneider, Eduardo Pasini e Mara Ritter (Asteraceae) e Maximilian Weigend (Loasaceae) pelas confirmações e identificações. À Greta Aline Dettke, por gentilmente ceder a foto de *Disciphania contraversa* e ao colega João Ricardo Vieira Iganci, pelas valiosas contribuições. Ao Programa de Capacitação em Taxonomia (PROTAX) e à Coordenação de Aperfeiçoamento de Pessoal de Nível Superior (CAPES), pelo financiamento.

Referências bibliográficas

- Arroyo, M.K., Cavieres, L., Peñalosa, A., Riveros, M. & Faggi, A.M.** 1996. Relaciones fitogeográficas y padrones regionales de riqueza de espécies em la flora del bosque lluvioso templado de Sudamérica. *In*: J. Arnesto, C. Villagrán & M.K. Arroyo (eds.). Ecología de los bosques nativos de Chile. Editora Universitaria, Santiago, pp. 71-92.
- Barros, A.A.M., Ribas, L.A. & Araujo, D.S.D.** 2009. Trepadeiras do Parque Estadual da Serra da Tiririca (Rio de Janeiro, Brasil). *Rodriguésia* 60: 681-694.
- Bastos, N.R. & Miotto, S.T.S.** 1996. O gênero *Vicia* L. (Leguminosae-Faboideae) no Brasil. *Pesquisas, Botânica*, 46: 85-180.
- Bhattarai, K.R. & Vetaas, O.R.** 2003. Variation in plant species richness of different life forms along a subtropical elevation gradient in the Himalayas, east Nepal. *Global Ecology and Biogeography* 12: 327-340.
- Campos, J.B., Tossulino, M.G.P. & Müller, C.R.C.** 2006. Unidades de Conservação: ações para valorização da biodiversidade. Instituto Ambiental do Paraná, Curitiba.
- Carneiro, J.S. & Vieira, A.O.S.** 2012. Trepadeiras: florística da Estação Ecológica do Caiuá e chave de identificação vegetativa para espécies do Norte do Estado do Paraná. *Acta Scientiarum* 34: 217-223.

- Carrasco-Urra, F. & Gianoli, E.** 2009. Abundance of climbing plants in a southern temperate rain forest: host tree characteristics or light availability? *Journal of Vegetation Science* 20: 1155–1162.
- Centro de Referência em Informação Ambiental (CRIA).** 2012. <http://www.splink.org.br> (acesso em 05.01.2012).
- Citadini-Zanette, V., Soares, J.J. & Martinello, C.M.** 1997. Lianas de um remanescente florestal da microbacia do Rio Novo, Orleans, Santa Catarina Brasil. *Insula* 26: 45-63.
- Durán, S.M. & Gianoli, E.** 2013. Carbon stocks in tropical forests decrease with liana density. *Biology Letters* 9.
- Durigon, J., Canto-Dorow, T.S. & Eisinger, S.M.** 2009. Composição florística de trepadeiras ocorrentes em fragmentos de floresta estacional, Santa Maria, Rio Grande do Sul, Brasil. *Rodriguésia* 60: 415-422.
- Durigon, J. & Waechter, J.L.** 2011. Floristic composition and biogeographic relations of a subtropical assemblage of climbing plants. *Biodiversity and Conservation* 20: 1027-1044.
- Ferreira, P.P.A. & Miotto, S.T.S.** 2009. Sinopse das espécies de *Ipomoea* L. (Convolvulaceae) ocorrentes no Rio Grande do Sul, Brasil. *Revista Brasileira de Biociências* 7: 440-453.
- Gallagher, R.V. & Leishman, M.R.** 2012. A global analysis of trait variation and evolution in climbing plants. *Journal of Biogeography* 39: 1757-1771.
- Gentry, A.H.** 1991. The distribution and evolution of climbing plants. *In*: F.E. Putz & H.A. Mooney (eds.). *The Biology of Vines*. Cambridge University Press, Cambridge, pp. 3-49.
- Instituto Brasileiro de Geografia e Estatística (IBGE).** 2004. Mapa da vegetação do Brasil e Mapa de Biomas do Brasil. <http://www.ibge.gov.br> (acesso em 29.01.2012).
- Jiménez-Castillo, M., Wiser, S.K. & Lusk, C.H.** 2007. Elevational parallels of latitudinal variation in the proportion of lianas in woody floras. *Journal of Biogeography* 34: 163-168.
- Leite, P.F.** 2002. Contribuição ao conhecimento fitoecológico do Sul do Brasil. *Ciência Ambiente* 24: 51–73.
- Lista de Espécies da Flora do Brasil.** Jardim Botânico do Rio de Janeiro. Disponível em: <http://floradobrasil.jbrj.gov.br/>. Acesso em: 2012.
- Longhi-Wagner, H.M. & Zanin, A.** 1998. Padrões de distribuição geográfica das espécies de *Stipa* L. (Poaceae-Stipeae) ocorrentes no Brasil. *Revista Brasileira de Botânica* 21: 167-175.
- Lüdtke, R. & Miotto, S.T.S.** 2004. O gênero *Polygala* L. (Polygalaceae) no Rio Grande do Sul, Brasil. *Revista Brasileira de Biociências* 2: 49-102.
- Miotto, S.T.S.** 1987. Os gêneros *Centrosema* (DC.) Benth. e *Clitoria* L. (Leguminosae, Faboideae) no Rio Grande do Sul. *Iheringia, Série Botânica* 36: 15-39.

- Neubert, E.E. & Miotto, S.T.S.** 2001. O gênero *Lathyrus* L. (Leguminosae-Faboideae) no Brasil. Iheringia, Série Botânica 56: 51-114.
- Nimer, E.** 1979. Climatologia do Brasil. IBGE, SUPREN, Rio de Janeiro.
- Rambo, B.** 1960. Die südgrenze des brasilianischen regenwaldes. Pesquisas 8: 5-41.
- Rezende, A.A. & Ranga, N.T.** 2005. Lianas da Estação Ecológica do Noroeste Paulista, São José do Rio Preto/Mirassol, SP, Brasil. Acta Botanica Brasilica 19: 273-279.
- Richards, P.W.** 1998. The tropical rain forest: an ecological study. 2 ed. Cambridge University Press, Cambridge.
- Rico-Arce, M.L.** 2007. American Species of *Acacia*. A Checklist and Synopsis of American species of *Acacia* (Leguminosae: Mimosoideae). CONABIO, Mexico City.
- Ritter, M.R. & Waechter, J.L.** 2004. Biogeografia do gênero *Mikania* Willd. (Asteraceae) no Rio Grande do Sul, Brasil. Acta Botanica Brasilica 8: 643–652
- Rocha, F.S. & Waechter, J.L.** 2010. Ecological distribution of terrestrial orchids in a south Brazilian Atlantic region. Nordic Journal of Botany 28: 112–118.
- Santos, K., Kinoshita, L.S. & Rezende, A.A.** 2009. Species composition of climbers in seasonal semideciduous forest fragments of southeastern Brasil. Biota Neotropica 9: 175–188.
- Schnitzer, S.A., Dalling, J.W. & Carson, W.P.** 2000. The impact of lianas on tree regeneration in tropical forest canopy gaps: evidence for an alternative pathway of gap-phase regeneration. Journal of Ecology 88: 655-666.
- Schnitzer, S.A.** 2005. A mechanistic explanation for global patterns of liana abundance and distribution. The American Naturalist 166: 262–276.
- Schnitzer, S. A. & Bongers, F.** 2002. The ecology of lianas and their role in forests. Trends in Ecology & Evolution 17: 223–230.
- Seger, G.D.S.** 2008. Estrutura espacial de trepadeiras entre plantação de Araucária (*Araucaria angustifolia*) e Floresta Ombrófila Mista no sul do Brasil. Trabalho de Conclusão de Curso, Universidade Federal do Rio Grande do Sul, Porto Alegre.
- Sobral, M., Jarenkow, J.A., Brack, P., Irgang, B.E., Larocca, J. & Rodrigues, R.S.** 2013. Flora arbórea e arborescente do Rio Grande do Sul, Brasil. RiMa, São Paulo.
- Thiers, B.** 2012. Index Herbariorum: A global directory of public herbaria and associated staff. <http://sweetgum.nybg.org/ih> (acesso em 18.01.2012).
- Udulutsch, R.G., Souza, V.C., Rodrigues, R.R. & Dias, P.** 2010. Composição florística e chaves de identificação para as lianas da Estação Ecológica dos Caetetus, Estado de São Paulo, Brasil. Rodriguésia 61: 715-730.

- Venturi, S.** 2000. Florística e fitossociologia do componente apoiante-escandente em uma floresta costeira subtropical. Dissertação de Mestrado, Universidade Federal do Rio Grande do Sul, Porto Alegre.
- Villagra, B.L.P. & Romaniuc Neto, S.** 2010. Florística de trepadeiras no Parque Estadual das Fontes do Ipiranga, São Paulo, SP, Brasil. *Revista Brasileira de Biociências* 8: 186-200.
- Waechter, J.L.** 2002. Padrões geográficos na flora atual do Rio Grande do Sul. *Ciência & Ambiente* 24: 93–108.
- Zuloaga, F.O., Morrone, O. & Beltrano, M.J.** 2008. Catálogo de las plantas vasculares del Cono Sur. *Monographs in Systematic Botany from the Missouri Botanical Garden* 107: 1-3486.

TABELA

Tabela 1. Espécies de trepadeiras citadas para a Região Sul do Brasil e sua ocorrência nos estados do Paraná (PR), Santa Catarina (SC) e Rio Grande do Sul (RS). Ee: espécies exclusivas, Et/Ee: relação entre o número total de espécies e o número de espécies exclusivas. Os asteriscos (*) indicam espécies de hábito variável.

FAMÍLIA/ESPÉCIE	OCORRÊNCIA			Ee	Et/Ee
	PR	SC	RS		
ACANTHACEAE					2/0
<i>Mendoncia puberula</i> Mart.	x	x	x		
<i>M. velloziana</i> Mart.	x	x	x		
ALSTROEMERIACEAE					1/0
<i>Bomarea edulis</i> (Tussac) Herb.	x	x	x		
AMARANTHACEAE					7/0
<i>Alternanthera rufa</i> (Mart.) D. Dietr.	x		x		
<i>Chamissoa acuminata</i> Mart.*	x	x	x		
<i>C. altissima</i> (Jacq.) Kunth*	x	x	x		
<i>Gomphrena vaga</i> Mart.*	x	x	x		
<i>Hebanthe eriantha</i> (Poir.) Pedersen*	x	x	x		
<i>H. pulverulenta</i> Mart.*	x	x			
<i>H. spicata</i> Mart.*	x		x		
APOCYNACEAE					112/18
<i>Araujia angustifolia</i> (Hook. & Arn.) Steud.			x		
<i>A. megapotamica</i> (Spreng.) Don			x		
<i>A. odorata</i> (Hook. & Arn.) Fontella & Goyder			x		
<i>A. sericifera</i> Brot.	x	x	x		
<i>Blepharodon ampliflorum</i> E. Fourn.	x				
<i>B. bicuspidatum</i> E. Fourn.	x				
<i>B. pictum</i> (Vahl) W.D. Stevens	x				
<i>Condylocarpon isthmicum</i> (Vell.) A. DC.	x	x	x		
<i>Cynanchum caudiculatum</i> Rapini			x		
<i>C. montevidense</i> Spreng.	x	x	x		
<i>C. rioparanense</i> Sundell	x				
<i>Ditassa burchelli</i> Hook. & Arn.	x	x	x		
<i>D. edmundoi</i> Fontella & Valente	x			✓	
<i>D. hispida</i> (Vell.) Fontella	x		x		
<i>D. obcordata</i> Mart.	x				
<i>D. tomentosa</i> (Decne.) Fontella	x				
<i>Fischeria stellata</i> (Vell.) E. Fourn.	x	x	x		
<i>Forsteronia glabrescens</i> Müll.Arg.	x	x	x		
<i>F. leptocarpa</i> (Hook. & Arn.) A. DC.	x	x	x		
<i>F. pubescens</i> A. DC.	x				
<i>F. refracta</i> Müll. Arg.	x	x	x		

<i>F. rufa</i> Müll. Arg.	X	X		
<i>F. thyrsoides</i> (Vell.) Müll. Arg.	X	X	X	
<i>F. velloziana</i> (A. DC.) Woodson	X	X		
<i>Funastrum clausum</i> (Jacq.) Schltr.	X			
<i>F. flavum</i> (Decne.) Schltr.				X
<i>Gonolobus parviflorus</i> Decne.	X	X	X	
<i>G. rostratus</i> (Vahl) R. Br. ex Shult.	X	X	X	
<i>Jobinia connivens</i> (Hook. & Arn.) Malme	X	X	X	
<i>J. hatschbachii</i> Fontella & E.A. Schwarz	X			✓
<i>J. lindbergii</i> E. Fourn.	X	X		
<i>J. paranaensis</i> Fontella & Valente	X	X		✓
<i>Macroditassa adnata</i> (E. Fourn.) Malme	X			
<i>Macrosepsis aurea</i> E. Fourn.	X		X	
<i>M. dutrae</i> (Malme) Morillo			X	✓
<i>M. magnifica</i> Malme	X			
<i>Mandevilla atrovioleacea</i> (Stadelm.) Woodson*	X	X		
<i>M. funiformis</i> (Vell.) K. Schum.	X	X	X	
<i>M. hirsuta</i> (A.Rich.) K. Schum.	X			
<i>M. immaculata</i> Woodson	X	X		
<i>M. pentlandiana</i> (A.DC.) Woodson	X	X	X	
<i>M. scabra</i> (Hoffmanns. ex Roem. & Schult.) K. Schum.	X	X	X	
<i>M. sellowii</i> (Müll. Arg.) Woodson	X	X		
<i>M. urophylla</i> (Hook. f.) Woodson*	X	X		
<i>Marsdenia hatschbachii</i> Morillo	X			✓
<i>M. hilariana</i> E. Fourn.	X			
<i>M. macrophylla</i> (Humb. & Bonpl.) E. Fourn.	X			
<i>M. malmeana</i> Rothe	X			
<i>M. montana</i> Malme		X	X	
<i>Matelea denticulata</i> (Vahl) Fontella & E.A. Schwarz	X	X	X	
<i>M. dusenii</i> Morillo	X			✓
<i>M. glaziovii</i> (E. Fourn.) Morillo	X			
<i>M. hatschbachii</i> (Fontella & Valente) Morillo	X			✓
<i>M. orthosoides</i> (E. Fourn.) Fontella	X			
<i>M. pyrrotricha</i> (Decne.) Fontella	X			✓
<i>M. reitzii</i> Fontella		X		✓
<i>Orthosia congesta</i> Decne.	X	X	X	
<i>O. dusenii</i> (Malme) Fontella	X	X		✓
<i>O. hatschbachii</i> Fontella & Goes	X			✓
<i>O. latipes</i> (Decne.) Malme		X	X	✓
<i>O. loandensis</i> Fontella & Valente	X			✓
<i>O. multiflora</i> E. Fourn.	X			
<i>O. scoparia</i> (Nutt.) Liede & Meve	X	X	X	
<i>O. urceolata</i> E. Fourn.	X	X	X	
<i>O. virgata</i> (Poir.) E. Fourn.	X	X	X	
<i>Oxypetalum alpinum</i> (Vell.) Fontella	X	X	X	

<i>O. appendiculatum</i> Mart.	X	X	X	
<i>O. balansae</i> Malme	X	X		
<i>O. banksii</i> R.Br. ex Schult.	X	X	X	
<i>O. burchellii</i> (E.Fourn.) Malme		X		
<i>O. erianthum</i> Decne.	X		X	
<i>O. glabrum</i> (Decne.) Malme	X			
<i>O. hoehnei</i> Malme	X	X		
<i>O. insigne</i> (Decne.) Malme	X	X	X	
<i>O. karstenianum</i> Goyder & Rapini	X		X	
<i>O. kleinii</i> Fontella & Marquete		X		✓
<i>O. macrolepis</i> (Hook. & Arn.) Decne.	X	X	X	
<i>O. megapotamicum</i> Spreng.	X	X	X	
<i>O. molle</i> Hook. & Arn.	X	X	X	
<i>O. mosenii</i> (Malme) Malme	X	X	X	
<i>O. oblanceolatum</i> Farinaccio & Mello-Silva	X			✓
<i>O. obtusifolium</i> Malme	X	X		✓
<i>O. ostenii</i> Malme	X			
<i>O. pachyglossum</i> Decne.	X	X		
<i>O. pachygynum</i> Decne.	X			
<i>O. pannosum</i> Decne.	X	X	X	
<i>O. pedicellatum</i> Decne.	X	X	X	
<i>O. rariflorum</i> Malme	X		X	✓
<i>O. reitzii</i> Fontella & Marquete		X		✓
<i>O. stipatum</i> Malme			X	
<i>O. sublanatum</i> Malme	X	X	X	
<i>O. sylvestre</i> (Hook. & Arn.) Goyder & Rapini			X	
<i>O. tomentosum</i> Wight ex Hook. & Arn.	X	X	X	
<i>O. tubatum</i> Malme	X	X		
<i>O. warmingii</i> (E.Fourn.) Fontella & Marquete	X			
<i>O. wightianum</i> Hook. & Arn.	X	X	X	
<i>Peltastes peltatus</i> (Vell.) Woodson	X	X	X	
<i>Peplonia axillaris</i> (Vell.) Fontella & Rapini	X	X	X	
<i>P. hatschbachii</i> (Fontella & de Lamare) Fontella & Rapini	X			
<i>Prestonia calycina</i> Müll. Arg.	X	X		
<i>P. coalita</i> (Vell.) Woodson	X	X	X	
<i>P. cyaniphylla</i> (Rusby) Woodson	X			
<i>P. dusenii</i> (Malme) Woodson	X	X		
<i>P. quimquamdrangularis</i> (Jacq.) Spreng.	X			
<i>P. riedelii</i> (Müll. Arg.) Markgr.	X			
<i>P. tomentosa</i> R. Br.	X			
<i>Rhabdadenia madida</i> (Vell.) Miers	X	X	X	
<i>Schubertia grandiflora</i> Mart.	X			
<i>Tassadia berteriana</i> (Spreng.) W.D. Stevens	X			
<i>T. obovata</i> Decne.	X	X		
<i>Temnadenia odorifera</i> (Vell.) J.F. Morales	X	X		

<i>T. violacea</i> (Vell.) Miers	X		
<hr/>			
ARISTOLOCHIACEAE			13/0
<i>Aristolochia arcuata</i> Mast.	X		
<i>A. chamissonis</i> (Klotzsch) Duch.	X		
<i>A. elegans</i> Mast.	X	X	X
<i>A. fimbriata</i> Cham.*	X	X	X
<i>A. labiata</i> Willd.	X	X	X
<i>A. melastoma</i> Silva Manso ex Duch.	X	X	
<i>A. odoratissima</i> L.	X		
<i>A. paulistana</i> Hoehne	X	X	
<i>A. robertii</i> Ahumada		X	X
<i>A. stomachoides</i> Hoehne	X		
<i>A. triangularis</i> Cham. & Schltdl.	X	X	X
<i>A. trilobata</i> L.	X	X	
<i>A. wendeliana</i> Hoehne	X		
<hr/>			
ASPARAGACEAE			2/0
<i>Herreria bonplandii</i> Lecomte			X
<i>H. montevidensis</i> Klotzsch ex Griseb.	X	X	X
<hr/>			
ASTERACEAE			71/4
<i>Baccharis anomala</i> DC.	X	X	X
<i>B. conyzoides</i> (Less.) DC.	X	X	X
<i>B. oxyodonta</i> DC.	X	X	X
<i>B. trinervis</i> Pers.	X	X	X
<i>B. vincifolia</i> Baker	X	X	X
<i>Bidens segetum</i> Mart. ex Colla	X		
<i>Calea clematidea</i> Baker			X
<i>C. pinnatifida</i> (R. Br.) Less.	X	X	X
<i>Lepidaploa balansae</i> (Chodat) H. Rob.*	X	X	X
<i>Mikania argyreia</i> DC.	X		
<i>M. buddleiaefolia</i> DC.	X	X	
<i>M. burchellii</i> Baker	X	X	X
<i>M. campanulata</i> Gardner	X	X	X
<i>M. capricorni</i> B.L.Rob.	X	X	X
<i>M. chlorolepis</i> Baker	X	X	X
<i>M. clematidifolia</i> Dusén	X	X	X
<i>M. cordifolia</i> (L.f.) Willd.	X	X	X
<i>M. cynanchifolia</i> Hook. & Arn. ex B.L. Rob.	X	X	X
<i>M. diversifolia</i> DC.	X	X	
<i>M. dusenii</i> B.L.Rob.	X	X	X
<i>M. glomerata</i> Spreng.	X	X	X
<i>M. hastato-cordata</i> Malme	X	X	X
<i>M. hemisphaerica</i> Sch. Bip. ex Baker	X	X	X
<i>M. hirsutissima</i> DC.	X	X	X
<i>M. hoehnei</i> B.L.Rob.	X	X	
<i>M. hoffmanniana</i> Dusén	X	X	

<i>M. involucrata</i> Hook. & Arn.	X	X	X	
<i>M. laevigata</i> Sch. Bip. ex Baker	X	X	X	
<i>M. lanuginosa</i> DC.	X	X		
<i>M. lasiandrae</i> DC.	X	X		
<i>M. ligustrifolia</i> DC.	X	X		
<i>M. lindbergii</i> Baker	X	X		
<i>M. lindleyana</i> DC.	X	X	X	
<i>M. lundiana</i> DC.	X	X	X	
<i>M. micrantha</i> Kunth	X	X	X	
<i>M. microcephala</i> DC.	X			
<i>M. microlepis</i> Baker	X	X		
<i>M. microptera</i> DC.	X	X	X	
<i>M. nana</i> W.C. Holmes*	X			✓
<i>M. obsoleta</i> (Vell.) G.M. Barroso	X	X		
<i>M. oreophila</i> Ritter & Miotto	X	X	X	
<i>M. orleansensis</i> Hieron.	X	X	X	✓
<i>M. paniculata</i> DC.	X	X		✓
<i>M. paranensis</i> Dusén	X	X	X	✓
<i>M. parodii</i> Cabrera		X	X	
<i>M. periplocifolia</i> Hook. & Arn.			X	
<i>M. pseudohoffmanniana</i> G.M. Barroso	X	X		
<i>M. rufescens</i> Sch. Bip. ex Baker	X	X	X	
<i>M. salviifolia</i> Gardner	X	X	X	
<i>M. sericea</i> Hook. & Arn.	X	X		
<i>M. setigera</i> Sch.Bip.	X			
<i>M. smaragdina</i> Dusén ex Malme	X	X	X	
<i>M. smilacina</i> DC.	X	X		
<i>M. sulcata</i> (Hook. & Arn.) B.L. Rob.			X	
<i>M. ternata</i> (Vell.) B.L. Rob.	X	X	X	
<i>M. thyrsoides</i> Baker	X			
<i>M. trachypleura</i> B.L. Rob.	X	X	X	
<i>M. triangularis</i> Baker		X		
<i>M. trinervis</i> Hook. & Arn.	X	X	X	
<i>M. ulei</i> Hieron.	X	X	X	
<i>M. variifolia</i> Hieron.	X	X	X	
<i>M. vitifolia</i> DC.	X	X	X	
<i>Mutisia campanulata</i> Less.	X	X	X	
<i>M. coccinea</i> A.St.-Hil.	X	X	X	
<i>M. speciosa</i> Aiton ex Hook.	X	X	X	
<i>Pentacalia desiderabilis</i> (Vell.) Cuatrec.	X	X	X	
<i>Piptocarpha notata</i> (Less.) Baker*		X	X	
<i>P. oblonga</i> (Gardner) Baker*	X	X		
<i>P. quadrangularis</i> (Vell.) Baker*	X	X		
<i>P. ramboi</i> G. Lom.Sm.*		X	X	
<i>P. sellowii</i> (Sch. Bip.) Baker*	X	X	X	

BASELLACEAE				2/0
<i>Anredera cordifolia</i> (Ten.) Steenis	x	x	x	
<i>A. tucumanensis</i> (Lillo & Hauman) Sperling	x	x		
BEGONIACEAE				3/0
<i>Begonia convolvulacea</i> (Klotzsch) A.DC.	x	x		
<i>B. fruticosa</i> (Klotzsch) A.DC.	x	x	x	
<i>B. radicans</i> Vell.	x	x		
BIGNONIACEAE				52/1
<i>Adenocalymma bracteatum</i> (Cham.) DC.	x			
<i>A. comosum</i> (Cham.) DC.	x			
<i>A. dusenii</i> Kraenzl.	x	x	✓	
<i>A. hatschbachii</i> A.H. Gentry	x			
<i>A. marginatum</i> (Cham.) DC.	x	x	x	
<i>A. paulistarum</i> Bureau & K. Schum.	x			
<i>A. scansile</i> Miers	x	x		
<i>Amhilophium bracteatum</i> (Cham.) L.G. Lohmann	x			
<i>A. crucigerum</i> (L.) L.G. Lohmann	x	x	x	
<i>A. dolichoides</i> (Cham.) L.G. Lohmann	x	x	x	
<i>A. elongatum</i> (Vahl) L.G. Lohmann	x			
<i>A. falcatum</i> (Vell.) L.G. Lohmann	x			
<i>A. neoglaziovii</i> L.G. Lohmann	x	x	x	
<i>A. paniculatum</i> (L.) Kunth	x	x	x	
<i>Anemopaegma chamberlaynii</i> (Sims) Bureau & K. Schum.	x	x		
<i>A. prostratum</i> DC.	x	x	x	
<i>Bignonia binata</i> Thunb.	x	x	x	
<i>B. callistegioides</i> Cham.			x	
<i>B. decora</i> (S.Moore) L.G. Lohmann	x			
<i>B. sciuripabula</i> (K.Schum.) L.G. Lohmann	x	x	x	
<i>Cuspidaria convoluta</i> (Vell.) A.H. Gentry	x	x	x	
<i>Dolichandra chodatii</i> (Hassl.) L.G. Lohmann	x			
<i>D. cynanchoides</i> Cham.	x	x	x	
<i>D. dentata</i> (K.Schum.) L.G. Lohmann	x	x	x	
<i>D. quadrivalvis</i> (Jacq.) L.G. Lohmann	x	x	x	
<i>D. uncata</i> (Andrews) L.G. Lohmann	x	x	x	
<i>D. unguiculata</i> (Vell.) L.G. Lohmann	x			
<i>D. unguis-cati</i> (L.) L.G. Lohmann	x	x	x	
<i>Fridericia caudigera</i> (S.Moore) L.G. Lohmann	x			
<i>F. chica</i> (Bonpl.) L.G. Lohmann	x	x	x	
<i>F. conjugata</i> (Vell.) L.G. Lohmann	x			
<i>F. dichotoma</i> (Jacq.) L.G. Lohmann	x	x	x	
<i>F. florida</i> (DC.) L.G. Lohmann	x			
<i>F. leucopogon</i> (Cham.) L.G. Lohmann	x	x		
<i>F. mutabilis</i> (Bureau & K.Schum.) L.G. Lohmann	x	x	x	
<i>F. pubescens</i> (L.) L.G. Lohmann	x			
<i>F. pulchella</i> (Cham.) L.G. Lohmann	x			

<i>F. samydoides</i> (Cham.) L.G. Lohmann	X	X	
<i>F. speciosa</i> Mart.	X	X	
<i>F. triplinervia</i> (Mart. ex DC.) L.G. Lohmann	X		
<i>Lundia corymbifera</i> (Vahl) Sandwith	X		
<i>L. virginalis</i> DC.	X	X	X
<i>Mansoa difficilis</i> (Cham.) Bureau & K. Schum.	X	X	X
<i>Pyrostegia venusta</i> (Ker Gawl.) Miers	X	X	X
<i>Stizophyllum perforatum</i> (Cham.) Miers	X		
<i>Tanaecium pyramidatum</i> (Rich.) L.G. Lohmann	X	X	X
<i>T. selloi</i> (Spreng.) L.G. Lohmann	X	X	X
<i>Tynanthus cognatus</i> (Cham.) Miers	X		
<i>T. elegans</i> Miers	X	X	X
<i>T. micranthus</i> Corr. Mello ex K. Schum.	X		
<i>Xylophragma myrianthum</i> (Cham. ex Steud.) Sprague	X		
<i>X. pratense</i> (Bureau & K. Schum.) Sprague	X		
BLECHNACEAE			1/0
<i>Salpichlaena volubilis</i> (Kaulf.) J.Sm.	X	X	
BORAGINACEAE			8/0
<i>Tournefortia bicolor</i> Sw.*	X	X	
<i>T. breviflora</i> DC.	X	X	X
<i>T. gardneri</i> A.DC.	X	X	X
<i>T. membranacea</i> (Gardner) DC.*		X	X
<i>T. paniculata</i> Cham.	X	X	X
<i>T. rubicunda</i> Salzm. ex A.DC.	X	X	X
<i>T. salicifolia</i> A.DC.*	X		X
<i>T. villosa</i> Salzm. ex DC.*	X	X	X
CACTACEAE			1/0
<i>Pereskia aculeata</i> Mill.	X	X	X
CAMPANULACEAE			1/0
<i>Siphocampylus convolvulaceus</i> (Cham.) G. Don	X	X	
CANNABACEAE			1/0
<i>Celtis iguanaea</i> (Jacq.) Sarg.	X	X	X
CAPRIFOLIACEAE			1/0
<i>Valeriana scandens</i> L.	X	X	X
CELASTRACEAE			8/0
<i>Cheiloclinium serratum</i> (Cambess.) A.C. Sm	X	X	
<i>Elachyptera festiva</i> (Miers) A.C. Sm.	X	X	
<i>E. micrantha</i> (Cambess.) A.C. Sm.	X	X	
<i>Hippocratea volubilis</i> L.	X	X	
<i>Peritassa hatschbachii</i> Lombardi	X	X	X
<i>Pristimera celastroides</i> (Kunth) A.C. Sm.	X	X	X
<i>Semialarium paniculatum</i> (Mart. ex Schult.) N. Hallé	X		
<i>Tontelea miersii</i> (Peyr.) A.C. Sm.	X		
COMBRETACEAE			3/0

<i>Combretum fruticosum</i> (Loefl.) Stuntz*	x	x	x	
<i>C. lanceolatum</i> Pohl ex Eichler*	x			
<i>C. laxum</i> Jacq.*	x			
COMMELINACEAE				1/0
<i>Dichorisandra hexandra</i> (Aubl.) Kuntze ex Hand.-Mazz.	x	x	x	
CONNARACEAE				2/0
<i>Connarus rostratus</i> (Vell.) L.B. Sm.*	x	x		
<i>Rourea gracilis</i> G.Schellenb.	x	x		
CONVOLVULACEAE				59/4
<i>Aniseia argentina</i> (N.E. Br.) O'Donell			x	
<i>A. martinicensis</i> (Jacq.) Choisy	x			
<i>Bonamia agrostopolis</i> (Vell.) Hallier f.	x			
<i>B. burchellii</i> (Choisy) Hallier f.	x			
<i>Convolvulus bonariensis</i> Cav.	x	x	x	
<i>C. crenatifolius</i> Ruiz & Pav.	x	x	x	
<i>C. hermanniae</i> L'Hér.			x	
<i>Ipomoea acutisepala</i> O'Donell*	x	x	x	
<i>I. alba</i> L.	x	x	x	
<i>I. argentinica</i> Peter*		x		
<i>I. aristolochiifolia</i> G. Don		x		
<i>I. bonariensis</i> Hook.	x	x	x	
<i>I. cairica</i> (L.) Sweet	x	x	x	
<i>I. delphinoides</i> Choisy*	x	x	x	
<i>I. descolei</i> O'Donell			x	
<i>I. frimbriosepala</i> Choisy		x	x	
<i>I. grandifolia</i> (Dammer) O'Donell	x	x	x	
<i>I. hederifolia</i> L.	x			
<i>I. indica</i> (Burm. f.) Merr.	x	x	x	
<i>I. indivisa</i> (Vell.) Hallier f.	x	x	x	
<i>I. kunthiana</i> Meisn.			x	
<i>I. lanuginosa</i> O'Donell*			x	
<i>I. malvaeoides</i> Meisn.*			x	
<i>I. maurandioides</i> Meisn.*	x	x	x	
<i>I. nil</i> (L.) Roth	x	x	x	
<i>I. nitida</i> Griseb.*			x	
<i>I. padillae</i> O'Donell*			x	
<i>I. pampeana</i> P.P.A. Ferreira & S.T.S. Miotto			x	✓
<i>I. paranaense</i> Hoehne*	x	x		✓
<i>I. philomega</i> (Vell.) House	x			
<i>I. procumbens</i> Mart. & Choisy*	x			
<i>I. purpurea</i> (L.) Roth	x	x	x	
<i>I. ramosissima</i> (Poir.) Choisy	x	x		
<i>I. riograndensis</i> P.P.A. Ferreira & S.T.S. Miotto*			x	
<i>I. rubens</i> Choisy	x			
<i>I. saopaulista</i> O'Donell	x	x	x	

<i>I. setifera</i> Poir.	X			
<i>I. subrevoluta</i> Choisy	X			
<i>I. sulina</i> P.P.A. Ferreira & S.T.S. Miotto		X	X	✓
<i>I. syringaefolia</i> Baker	X			
<i>I. tiliacea</i> (Willd.) Choisy	X	X	X	
<i>I. uruguayensis</i> Meisn.*			X	✓
<i>Iseia luxurians</i> (Moric.) O'Donell	X			
<i>Jacquemontia blanchetii</i> Moric.	X	X		
<i>J. ferruginea</i> Choisy	X	X		
<i>J. glaucescens</i> Choisy	X			
<i>J. grandiflora</i> Meisn.	X			
<i>J. holosericea</i> (Weinm.) O'Donell	X			
<i>J. mucronifera</i> (Choisy) Hallier f.	X	X		
<i>J. sphaerostigma</i> (Cav.) Rusby	X			
<i>J. tamnifolia</i> (L.) Griseb.	X			
<i>J. unilateralis</i> (Roem. & Schult.) O'Donell	X	X		
<i>J. velutina</i> Choisy	X			
<i>Merremia cissoides</i> (Lam.) Hallier f.			X	
<i>M. digitata</i> (Spreng.) Hallier f.*	X			
<i>M. dissecta</i> (Jacq.) Hallier f.	X	X	X	
<i>M. macrocalyx</i> (Ruiz & Pav.) O'Donell	X	X		
<i>M. umbellata</i> (L.) Hallier f.	X			
<i>Turbina corymbosa</i> (L.) Raf.	X			

CUCURBITACEAE

40/0

<i>Apodanthera laciniosa</i> (Schltdl.) Cogn.	X	X	X
<i>A. sagittifolia</i> Cogn.			X
<i>A. ulei</i> (Cogn.) Mart. Crov.	X	X	
<i>Cayaponia alarici</i> M.L. Porto	X	X	X
<i>C. bonariensis</i> (Mill.) Mart. Crov.	X		X
<i>C. cabocla</i> Cogn.	X	X	X
<i>C. diversifolia</i> (Cogn.) Cogn.			X
<i>C. espelina</i> (Silva Manso) Cogn	X		
<i>C. glandulosa</i> (Poepp. & Endl.) Cogn.	X		
<i>C. martiana</i> (Cogn.) Cogn.	X	X	X
<i>C. membranacea</i> Gomes-Klein		X	X
<i>C. palmata</i> Cogn.	X	X	X
<i>C. pilosa</i> (Vell.) Cogn.	X	X	X
<i>C. podantha</i> Cogn.	X		X
<i>C. tayuya</i> (Vell.) Cogn.	X		X
<i>C. ternata</i> (Vell.) Cogn.	X	X	X
<i>C. trilobata</i> (Cogn.) Cogn.	X	X	X
<i>C. villosissima</i> Cogn.	X		
<i>Ceratosanthes hilariana</i> Cogn.	X	X	X
<i>C. multiloba</i> Cogn.	X		
<i>Cyclanthera eichleri</i> Cogn.	X		

<i>C. hystrix</i> (Gill.) Arn.	X	X	X
<i>C. oligoechinata</i> L.F.P. Lima & Pozner	X		
<i>C. quinquelobata</i> (Vell.) Cogn.	X		X
<i>C. tenuifolia</i> Cogn.	X	X	X
<i>C. tenuisepala</i> Cogn.	X	X	X
<i>Echinopepon racemosus</i> Naudin	X	X	
<i>Fevillea passiflora</i> Vell.	X		
<i>F. trilobata</i> L.	X	X	X
<i>Melothria cucumis</i> Vell.	X	X	X
<i>M. pendula</i> L.	X	X	X
<i>M. schulziana</i> Mart.Crov.			X
<i>M. warmingii</i> Cogn.	X		
<i>Melothrianthus smilafifolius</i> (Cogn.) Mart. Crov.	X	X	X
<i>Psiguria ternata</i> (M.Roem.) C. Jeffrey	X		
<i>Sicydium gracile</i> Cogn.	X	X	X
<i>Sicyos polyacanthus</i> Cogn.	X	X	X
<i>Wilbrandia ebracteata</i> Cogn.	X	X	X
<i>W. hibiscoides</i> Silva Manso	X		
<i>W. longisepala</i> Cogn	X	X	X
CYPERACEAE			1/0
<i>Scleria secans</i> (L.) Urb.	X	X	X
DILLENACEAE			6/0
<i>Davilla rugosa</i> Poir.	X	X	X
<i>Doliocarpus dentatus</i> (Aubl.) Standl.	X		
<i>D. glomeratus</i> Eichler	X	X	
<i>D. schottianus</i> Eichler	X	X	
<i>Tetracera oblongata</i> DC.	X	X	
<i>T. sellowiana</i> Schltld.	X	X	
DIOSCOREACEAE			38/8
<i>Dioscorea altissima</i> Lam.	X	X	
<i>D. aspera</i> Humb. & Bonpl. ex Willd.		X	
<i>D. beecheyi</i> R. Knuth		X	✓
<i>D. bulbotricha</i> Hand.-Mazz.	X		
<i>D. campestris</i> Griseb.	X	X	X
<i>D. ceratandra</i> R. Knuth	X	X	
<i>D. cinnamomifolia</i> Hook.		X	
<i>D. commutata</i> R. Knuth		X	✓
<i>D. coronata</i> Hauman	X	X	
<i>D. curitybensis</i> R. Knuth	X		✓
<i>D. demourae</i> Uline ex R. Knuth	X	X	X
<i>D. dodecaneura</i> Vell.	X	X	X
<i>D. fractiflexa</i> R. Knuth	X		✓
<i>D. furcata</i> Griseb.	X		X
<i>D. glandulosa</i> (Griseb.) Kunth	X	X	
<i>D. grisebachii</i> Kunth	X	X	X

<i>D. hassleriana</i> Chodat	X		X	
<i>D. laxiflora</i> Mart. ex Griseb.	X	X		
<i>D. macrantha</i> Uline ex R. Knuth		X		✓
<i>D. marginata</i> Griseb.	X			
<i>D. martiana</i> Griseb.	X			
<i>D. microcephala</i> Uline			X	✓
<i>D. mollis</i> Kunth		X		
<i>D. monadelphica</i> (Kunth) Griseb.	X	X	X	
<i>D. multiflora</i> Mart. ex Griseb.	X	X	X	
<i>D. olfersiana</i> Klotzsch ex Griseb.	X	X		
<i>D. ovata</i> Vell.	X	X	X	
<i>D. pallidinervia</i> R. Knuth	X			✓
<i>D. piperifolia</i> Humb. & Bonpl. ex Willd.	X	X		
<i>D. polygonoides</i> Humb. & Bonpl. ex Willd.	X			
<i>D. puncticulata</i> R. Knuth	X			✓
<i>D. rumicoides</i> Griseb.	X	X		
<i>D. scabra</i> Humb. & Bonpl. ex Willd.	X	X	X	
<i>D. sellowiana</i> Uline ex R. Knuth			X	
<i>D. sinuata</i> Vell.	X	X	X	
<i>D. stegelmanniana</i> R. Knuth	X			
<i>D. subhastata</i> Vell.	X	X	X	
<i>D. trisecta</i> Griseb.	X	X		
EPHEDRACEAE				1/0
<i>Ephedra tweediana</i> Fisch. & C.A. Mey.			X	
EUPHORBIACEAE				25/1
<i>Dalechampia anomala</i> Pax & K. Hoffm.	X			
<i>D. bangii</i> Pax & K. Hoffm.			X	
<i>D. clauseniana</i> Baill.	X	X		
<i>D. ficifolia</i> Lam.		X		
<i>D. glechomifolia</i> Baill.*	X	X	X	
<i>D. hassleriana</i> Chodat	X			
<i>D. leandrii</i> Baill.	X	X		
<i>D. meridionalis</i> Müll. Arg.	X			
<i>D. micromeria</i> Baill.	X	X	X	
<i>D. pentaphylla</i> Lam.	X			
<i>D. reitzkleinii</i> L.B. Sm. & Downs	X	X		
<i>D. riparia</i> L.B. Sm. & Downs	X	X		✓
<i>D. scandens</i> L.	X			
<i>D. stenosepala</i> Müll. Arg.	X		X	
<i>D. stipulacea</i> Müll. Arg.	X	X	X	
<i>D. triphylla</i> Lam.		X	X	
<i>D. ulmifolia</i> Chodat & Hassl.*			X	
<i>Tragia alienata</i> (Didr.) M.E. Múlgura & M.M. Gutiérrez	X	X		
<i>T. bahiensis</i> Müll. Arg.	X			
<i>T. geraniifolia</i> Klotzsch ex Baill.*	X		X	

<i>T. giardelliae</i> M.M. Gutiérrez & M.E. Múlgura		X	
<i>T. paxii</i> Lourteig & O'Donell	X		
<i>T. polyandra</i> Vell.	X	X	X
<i>T. uberabana</i> Müll. Arg.	X	X	X
<i>T. volubilis</i> L.	X	X	X
FABACEAE			99/3
<i>Calopogonium caeruleum</i> (Benth.) C.Wright	X	X	X
<i>C. sericeum</i> (Benth.) Chodat & Hassl.*	X		X
<i>Camptosema ellipticum</i> (Desv.) Burkart	X		
<i>C. rubicundum</i> Hook. & Arn.			X
<i>C. scarlatinum</i> (Mart. ex Benth.) Burkart	X	X	X
<i>Canavalia bonariensis</i> Lindl.	X	X	X
<i>C. brasiliensis</i> Mart. ex Benth.	X		
<i>C. picta</i> Mart. ex Benth.	X		
<i>C. rosea</i> (Sw.) DC.	X	X	
<i>Centrosema acutifolium</i> Benth.	X		
<i>C. angustifolium</i> (Kunth) Benth.	X		
<i>C. arenarium</i> Benth.	X		
<i>C. bracteosum</i> Benth.	X		
<i>C. brasilianum</i> (L.) Benth.	X	X	
<i>C. plumieri</i> (Turpin ex Pers.) Benth.	X		
<i>C. pubescens</i> Benth.	X		
<i>C. sagittatum</i> (Humb. & Bonpl. ex Willd.) Brandegee	X		X
<i>C. virginianum</i> (L.) Benth.	X	X	X
<i>Chaetocalyx brasiliensis</i> (Vogel) Benth.	X	X	
<i>C. longiflora</i> Benth. ex A. Gray	X		
<i>C. nigricans</i> Burkart	X	X	X
<i>Clitoria falcata</i> Lam.	X	X	X
<i>Cratylia intermedia</i> (Hassl.) L.P. Queiroz & R.Monteiro	X		
<i>Dalbergia frutescens</i> (Vell.) Britton	X	X	X
<i>D. lateriflora</i> Benth.	X	X	
<i>Desmodium uncinatum</i> (Jacq.) DC.*	X	X	X
<i>Dioclea burkartii</i> R.H. Maxwell	X		
<i>D. violacea</i> Mart. ex Benth.	X	X	X
<i>D. virgata</i> (Rich.) Amshoff	X		
<i>D. wilsonii</i> Standl.	X		
<i>Galactia benthamiana</i> Micheli	X	X	X
<i>G. gracillima</i> Benth.	X	X	X
<i>G. latisiliqua</i> Desv.	X		X
<i>G. martioides</i> Burkart			X
<i>G. striata</i> (Jacq.) Urb.	X		
<i>Lathyrus acutifolius</i> Vogel			X
<i>L. crassipes</i> Gillies ex Hook. & Arn.		X	X
<i>L. elegans</i> Vogel	X		
<i>L. hasslerianus</i> Burkart	X	X	X

<i>L. hookeri</i> G.Don				X	
<i>L. macrostachys</i> Vogel				X	
<i>L. nervosus</i> Lam.	X	X		X	
<i>L. nitens</i> Vogel	X	X		X	
<i>L. paraguariensis</i> Hassl.	X	X		X	
<i>L. paranensis</i> Burkart	X	X		X	
<i>L. parodii</i> Burkart	X			X	
<i>L. pubescens</i> Hook. & Arn.		X		X	
<i>L. subulatus</i> Lam.		X		X	
<i>Machaerium brasiliense</i> Vogel	X				
<i>M. debile</i> (Vell.) Stellfeld	X	X			
<i>M. lanceolatum</i> (Vell.) J.F. Macbr.	X				
<i>M. uncinatum</i> (Vell.) Benth.	X	X			
<i>Macroptilium bracteatum</i> (Nees & Mart.) Maréchal & Baudet	X				
<i>M. erythroloma</i> (Mart. ex Benth.) Urb.	X	X		X	
<i>M. lathyroides</i> (L.) Urb.*	X			X	
<i>M. psammodes</i> (Lindm.) S.I. Drewes & R.A. Palacios				X	
<i>Mimosa nuda</i> Benth.*	X				
<i>Mucuna pruriens</i> (L.) DC.	X				
<i>M. sloanei</i> Fawc. & Rendle	X				
<i>M. urens</i> (L.) Medik.	X	X			
<i>Phanera angulosa</i> (Vogel) Vaz	X	X			
<i>P. microstachya</i> (Raddi) L.P. Queiroz	X	X		X	
<i>Piptadenia affinis</i> Burkart		X		X	
<i>Rhynchosia edulis</i> Griseb.	X	X		X	
<i>R. melanocarpa</i> Grear	X	X		X	
<i>R. phaseoloides</i> (Sw.) DC.	X	X		X	
<i>R. rojasii</i> Hassl.	X			X	
<i>Senegalia catharinensis</i> (Burkart) Seigler & Ebinger*		X		X	✓
<i>S. grandistipula</i> (Benth.) Seigler & Ebinger*	X	X			
<i>S. lacerans</i> (Benth.) Seigler & Ebinger*	X	X			
<i>S. lowei</i> (L.Rico) Seigler & Ebinger*	X	X		X	
<i>S. magnibracteosa</i> (Burkart) Seigler & Ebinger*				X	✓
<i>S. martiusiana</i> (Steud.) Seigler & Ebinger*	X	X			
<i>S. nitidifolia</i> (Speg.) Seigler & Ebinger*	X	X		X	
<i>S. parviceps</i> (Speg.) Seigler & Ebinger*	X				
<i>S. tenuifolia</i> (L.) Britton & Rose*	X	X			
<i>S. tucumanensis</i> (Griseb.) Seigler & Ebinger*		X			
<i>S. velutina</i> (DC.) Seigler & Ebinger*	X	X			
<i>Vicia epetiolearis</i> Burkart				X	
<i>V. graminea</i> Sm.		X		X	
<i>V. hatschbachii</i> Burkart ex Vanni & Kurtz	X				✓
<i>V. linearifolia</i> Hook. & Arn.				X	
<i>V. macrograminea</i> Burkart	X			X	
<i>V. montevidensis</i> Vogel		X		X	

<i>V. nana</i> Vogel				X
<i>V. pampicola</i> Burkart				X
<i>V. stenophylla</i> Vogel	X	X		X
<i>V. tephrosoides</i> Vogel				X
<i>Vigna adenantha</i> (G.Mey.) Maréchal <i>et al.</i>	X			X
<i>V. candida</i> (Vell.) Maréchal <i>et al.</i>	X	X		X
<i>V. caracalla</i> (L.) Verdc.	X	X		X
<i>V. hookeri</i> Verdc.				X
<i>V. lasiocarpa</i> (Mart.ex Benth.) Verdc.	X			X
<i>V. linearis</i> (Kunth) Maréchal <i>et al.</i>	X			
<i>V. longifolia</i> (Benth.) Verdc.	X			X
<i>V. luteola</i> (Jacq.) Benth.	X			X
<i>V. peduncularis</i> (Kunth) Fawc. & Rendle	X	X		X
<i>V. serrana</i> Snak, J.L.A. Moreira & A.M.G. Azevedo	X			
<i>V. speciosa</i> (Kunth) Verdc.	X			
GRISELINIACEAE				1/0
<i>Griselinia ruscifolia</i> (Clos) Taub.	X	X	X	
LAMIACEAE				1/0
<i>Aegiphila vitelliniflora</i> Walp.	X			
LOASACEAE				5/3
<i>Blumenbachia catharinensis</i> Urb. & Gilg*		X	X	✓
<i>B. eichleri</i> Urb.		X	X	✓
<i>B. exalata</i> Weigend			X	✓
<i>B. scabra</i> (Miers) Urb.	X	X		
<i>Caiophora arechavaletae</i> (Urb.) Urb. & Gilg*		X	X	
LOGANIACEAE				4/0
<i>Strychnos brasiliensis</i> Mart.*	X	X	X	
<i>S. nigricans</i> Progel*	X	X		
<i>S. rubiginosa</i> A. DC.	X			
<i>S. trinervis</i> (Vell.) Mart.	X	X	X	
LYGODIACEAE				2/0
<i>Lygodium venustum</i> Sw.	X	X	X	
<i>L. volubile</i> Sw.	X	X	X	
MALPIGHIACEAE				47/2
<i>Alicia anisopetala</i> (A.Juss.) W.R. Anderson	X			
<i>Amorimia exotropa</i> (Griseb.) W.R. Anderson	X	X	X	
<i>Banisteriopsis adenopoda</i> (A.Juss.) B. Gates	X			
<i>B. campestris</i> (A.Juss.) Little*	X			
<i>B. laevifolia</i> (A.Juss.) B.Gates*	X			
<i>B. muricata</i> (Cav.) Cuatrec.	X	X	X	
<i>B. nummifera</i> (A. Juss.) B. Gate	X			
<i>B. parviflora</i> (A. Juss.) B. Gates	X			
<i>B. pseudojanusia</i> (Nied.) B. Gates	X	X	X	✓
<i>Bronwenia ferruginea</i> (Cav.) W.R. Anderson & C.C. Davis	X			

<i>Callaeum psilophyllum</i> (A.Juss.) D.M. Johnson	X	X	X	
<i>Dicella bracteosa</i> (A.Juss.) Griseb.	X	X	X	
<i>D. nucifera</i> Chodat	X	X	X	
<i>Diplopterys lutea</i> (Griseb.) W.R. Anderson & C.C. Davis	X			
<i>D. pubipetala</i> (A.Juss.) W.R. Anderson & C.C. Davis	X			
<i>Heteropterys aenea</i> Griseb.	X	X	X	
<i>H. argyrophaea</i> A. Juss.	X			
<i>H. bicolor</i> A. Juss.	X			
<i>H. cochleosperma</i> A. Juss.	X			
<i>H. coleoptera</i> A.Juss.	X			
<i>H. crenulata</i> Mart. ex Griseb.	X			
<i>H. dumetorum</i> (Griseb.) Nied.	X			
<i>H. hypericifolia</i> A. Juss.*				X
<i>H. intermedia</i> (A. Juss.) Griseb.	X	X		
<i>H. mulgurae</i> W.R. Anderson	X			
<i>H. nitida</i> (Lam.) DC.	X	X		
<i>H. syringifolia</i> Griseb.*	X	X	X	
<i>Hiraea cuneata</i> Griseb.	X	X		
<i>H. fagifolia</i> (DC.) A. Juss.*	X	X	X	
<i>Janusia guaranítica</i> (A.St.-Hil.) A. Juss.	X	X	X	
<i>J. mediterranea</i> (Vell.) W.R. Anderson	X			
<i>J. occhionii</i> W.R.Anderson	X			
<i>Mascagnia divaricata</i> (Kunth) Nied.	X			X
<i>Niedenzuella acutifolia</i> (Cav.) W.R. Anderson*		X		
<i>N. lucida</i> (A.Juss.) W.R. Anderson*	X	X		
<i>N. multiglandulosa</i> (A.Juss.) W.R. Anderson*	X			
<i>N. sericea</i> (A.Juss.) W.R. Anderson*	X			
<i>Peixotoa catarinensis</i> C.E. Anderson		X		✓
<i>P. parviflora</i> A. Juss.*	X			
<i>Stigmaphyllon arenicola</i> C.E. Anderson	X			
<i>S. bonariense</i> (Hook. & Arn.) C.E. Anderson	X			X
<i>S. ciliatum</i> (Lam.) A. Juss.	X	X	X	
<i>S. jatrophiifolium</i> A. Juss.				X
<i>S. tomentosum</i> A. Juss.	X	X	X	
<i>Tetrapterys phlomoides</i> (Spreng.) Nied.	X	X	X	
<i>T. xylosteifolia</i> A. Juss.	X	X	X	
<i>Thryallis brachystachys</i> Lindl.*	X	X		
MALVACEAE				6/2
<i>Byttneria australis</i> A. St.-Hil.	X	X	X	
<i>B. catalpifolia</i> Jacq.	X			
<i>B. gracilipes</i> Decne. ex Baill.	X	X	X	
<i>B. implacabilis</i> Cristóbal		X		✓
<i>B. triadenia</i> Cristóbal	X		X	✓
<i>B. urticifolia</i> K. Schum.			X	
MARCGRAVIACEAE				2/0

<i>Marcgravia polyantha</i> Delpino	x	x	x	
<i>Schwartzia brasiliensis</i> (Choisy) Bedell ex Gir.-Cañas*	x	x		
MELASTOMATACEAE				2/0
<i>Ossaea amygdaloides</i> (DC.) Triana	x	x	x	
<i>Pleiochiton blepharodes</i> (DC.) Reginato <i>et al.</i>	x	x		
MENISPERMACEAE				8/1
<i>Abuta selloana</i> Eichler	x	x		
<i>Cissampelos andromorpha</i> DC.	x	x	x	
<i>C. pareira</i> L.	x	x	x	
<i>C. tropaeolifolia</i> DC.	x		x	
<i>Disciphania contraversa</i> Barneby	x	x	x	✓
<i>Hyperbaena domingensis</i> (DC.) Benth.	x	x	x	
<i>H. oblongifolia</i> (Mart.) Chodat & Hassl.		x		
<i>Odontocarya acuparata</i> Miers	x	x	x	
NYCTAGINACEAE				3/0
<i>Bougainvillea glabra</i> Choisy	x	x		
<i>B. spectabilis</i> Willd.	x			
<i>Pisonia aculeata</i> L.	x	x	x	
ONAGRACEAE				3/1
<i>Fuchsia brevilobis</i> P.E. Berry	x			
<i>F. hatschbachii</i> P.E. Berry	x			✓
<i>F. regia</i> (Vell.) Munz	x	x	x	
ORCHIDACEAE				1/0
<i>Vanilla edwallii</i> Hoehne	x	x	x	
PASSIFLORACEAE				32/3
<i>Passiflora actinia</i> Hook.	x	x	x	
<i>P. alata</i> Curtis	x	x	x	
<i>P. amethystina</i> J.C. Mikan	x	x	x	
<i>P. caerulea</i> L.	x	x	x	
<i>P. campanulata</i> Mast.	x	x		
<i>P. capsularis</i> L.	x	x	x	
<i>P. catharinensis</i> Sacco	x	x		✓
<i>P. cervii</i> M.A.M. Azevedo	x	x	x	
<i>P. edulis</i> Sims	x	x	x	
<i>P. eichleriana</i> Mast.	x	x	x	
<i>P. elegans</i> Mast.		x	x	
<i>P. foetida</i> L.	x	x	x	
<i>P. haematostigma</i> Mart. ex Mast.	x	x		
<i>P. lepidota</i> Mast.	x			
<i>P. loefgrenii</i> Vitta	x	x		
<i>P. longilobis</i> Hoehne	x			
<i>P. mediterranea</i> Vell	x	x		
<i>P. mendoncae</i> Harms	x	x		
<i>P. miersii</i> Mast.	x			
<i>P. misera</i> Kunth	x	x	x	

<i>P. morifolia</i> Mast.	X	X	X	
<i>P. porophylla</i> Vell.	X	X	X	
<i>P. reitzii</i> Sacco		X		✓
<i>P. setulosa</i> Killip	X			
<i>P. suberosa</i> L.	X	X	X	
<i>P. tenuifila</i> Killip	X	X	X	
<i>P. transversalis</i> M.A.M. Azevedo	X	X	X	
<i>P. tricuspis</i> Mast.	X	X	X	
<i>P. truncata</i> Regel	X	X		
<i>P. urnifolia</i> Rusby	X	X		
<i>P. urubiciensis</i> Cervi		X	X	✓
<i>P. villosa</i> Vell.	X	X		
PHYTOLACCACEAE				2/0
<i>Seguieria aculeata</i> Jacq.	X	X		
<i>Trichostigma octandrum</i> (L.) H. Walter	X	X		
POACEAE				1/0
<i>Melica sarmentosa</i> Nees	X	X	X	
POLYGALACEAE				4/0
<i>Bredemeyera floribunda</i> Willd.	X			
<i>Securidaca lanceolata</i> A. St.-Hil. & Moq.	X	X	X	
<i>S. macrocarpa</i> A.W. Benn.	X	X		
<i>S. rivinaefolia</i> A. St.-Hil. & Moq.	X	X		
POLYGONACEAE				2/0
<i>Coccoloba arborescens</i> (Vell.) R.A. Howard*	X	X	X	
<i>Muehlenbeckia sagittifolia</i> (Ortega) Meisn.		X	X	
RANUNCULACEAE				5/0
<i>Clematis affinis</i> A.St.-Hil.	X	X	X	
<i>C. bonariensis</i> Juss. ex DC.	X	X	X	
<i>C. campestris</i> A.St.-Hil.	X	X	X	
<i>C. dioica</i> L.	X	X	X	
<i>C. ulbrichiana</i> Pilg.	X	X	X	
RHAMNACEAE				5/0
<i>Gouania corylifolia</i> Raddi			X	
<i>G. latifolia</i> Reissek	X	X	X	
<i>G. ulmifolia</i> Hook. & Arn.	X	X	X	
<i>G. virgata</i> Reissek	X			
<i>Reissekia smilacina</i> (Sm.) Steud.	X			
ROSACEAE				6/0
<i>Rubus brasiliensis</i> Mart.*	X	X	X	
<i>R. erythroclados</i> Mart. ex Hook.f.*	X	X	X	
<i>R. imperialis</i> Cham. & Schltldl.*	X	X	X	
<i>R. rosifolius</i> Sm.*	X	X	X	
<i>R. sellowii</i> Cham. & Schltldl.*	X	X	X	
<i>R. urticifolius</i> Poir.*	X		X	

RUBIACEAE				20/1
<i>Chiococca alba</i> (L.) Hitchc.	X	X	X	
<i>Emmeorrhiza umbellata</i> (Spreng.) K. Schum.	X	X	X	
<i>Galium equisetoides</i> (Cham. & Schltdl.) Standl.	X	X	X	
<i>G. hatschbachii</i> Dempster	X	X		✓
<i>G. hypocarpium</i> (L.) Endl. ex Griseb.	X	X	X	
<i>G. latoramosum</i> Clos*		X	X	
<i>G. noxium</i> (A.St.-Hil.) Dempster	X	X	X	
<i>G. sellowianum</i> (Cham.) Walp.	X	X		
<i>Malanea evenosa</i> Müll. Arg.	X			
<i>M. forsteronioides</i> Müll. Arg.	X	X		
<i>Manettia chrysoderma</i> Sprague	X	X		
<i>M. cordifolia</i> Mart.	X	X	X	
<i>M. glaziovii</i> Wernham	X			
<i>M. gracilis</i> Cham. & Schltdl.	X	X	X	
<i>M. luteo-rubra</i> (Vell.) Benth.	X	X	X	
<i>M. pubescens</i> Cham. & Schltdl.	X	X	X	
<i>M. splendens</i> Regel	X	X	X	
<i>M. tweedieana</i> K. Schum.	X	X		
<i>M. verticillata</i> Wernham	X	X		
<i>Sabicea villosa</i> Willd. ex Schult.	X	X		
SAPINDACEAE				50/4
<i>Cardiospermum corindum</i> L.	X			
<i>C. grandiflorum</i> Sw.	X	X	X	
<i>C. halicacabum</i> L.	X	X	X	
<i>Paullinia carpopoda</i> Cambess.	X	X		
<i>P. cristata</i> Radlk.	X	X	X	
<i>P. elegans</i> Cambess.	X	X	X	
<i>P. meliifolia</i> Juss.	X	X	X	
<i>P. revoluta</i> Radlk.	X			
<i>P. rhomboidea</i> Radlk.	X			
<i>P. riocensensis</i> Somner	X			
<i>P. seminuda</i> Radlk.	X			
<i>P. spicata</i> Benth.	X			
<i>P. trigonia</i> Vell.	X	X	X	
<i>P. uloptera</i> Radlk.	X			
<i>Serjania acoma</i> Radlk.	X	X		
<i>S. caracasana</i> (Jacq.) Willd.	X			
<i>S. clematidifolia</i> Cambess.	X	X	X	
<i>S. communis</i> Cambess.	X	X	X	
<i>S. cuspidata</i> Cambess.	X			
<i>S. decemstriata</i> Radlk.			X	✓
<i>S. fuscifolia</i> Radlk.	X		X	
<i>S. glabrata</i> Kunth	X	X	X	
<i>S. glutinosa</i> Radlk.	X			

<i>S. gracilis</i> Radlk.	X	X		
<i>S. hatschbachii</i> Ferrucci	X			
<i>S. hebecarpa</i> Benth.	X	X	X	
<i>S. herteri</i> Ferrucci		X	X	
<i>S. laruotteana</i> Cambess.	X	X	X	
<i>S. leptocarpa</i> Radlk.	X			
<i>S. lethalis</i> A.St.-Hil.	X	X		
<i>S. mansiana</i> Mart.	X			
<i>S. marginata</i> Casar.	X			
<i>S. meridionalis</i> Cambess.	X	X	X	
<i>S. multiflora</i> Cambess.	X	X	X	
<i>S. paranensis</i> Ferrucci & Acev.-Rodr.	X			✓
<i>S. piscatoria</i> Radlk.	X			
<i>S. punctulata</i> Radlk.	X			✓
<i>S. reticulata</i> Cambess.	X	X		
<i>S. tristis</i> Radlk.	X			
<i>S. unidentata</i> Acev.-Rodr.	X	X		✓
<i>Thinouia mucronata</i> Radlk.	X	X	X	
<i>T. scandens</i> Triana & Planch.		X		
<i>T. ternata</i> Radlk.		X		
<i>T. ventricosa</i> Radlk.	X	X	X	
<i>Urvillea filipes</i> Radlk.	X			
<i>U. glabra</i> Cambess.	X	X		
<i>U. laevis</i> Radlk.	X	X		
<i>U. triphylla</i> (Vell.) Radlk.	X	X	X	
<i>U. ulmacea</i> Kunth	X	X	X	
<i>U. uniloba</i> Radlk.		X	X	
SCHLEGELIACEAE				1/0
<i>Schlegelia parviflora</i> (Oerst.) Monach.	X	X		
SMILACAEAE				11/0
<i>Smilax campestris</i> Griseb.	X	X	X	
<i>S. cognata</i> Kunth	X	X	X	
<i>S. elastica</i> Griseb.	X	X		
<i>S. fluminensis</i> Steud.	X			
<i>S. lappacea</i> Willd.	X	X		
<i>S. larvata</i> Griseb.	X			
<i>S. polyantha</i> Griseb.	X			
<i>S. quinquenervia</i> Vell.	X	X	X	
<i>S. rufescens</i> Griseb.	X	X		
<i>S. staminea</i> Griseb.	X	X		
<i>S. stenophylla</i> A. DC.	X			
SOLANACEAE				13/1
<i>Dysochroma longipes</i> (Sendtn.) Miers*	X	X	X	
<i>Lycianthes pauciflora</i> (Vahl) Bitter	X			
<i>L. rantonnei</i> (Carrière) Bitter	X	X	X	

<i>Schwenckia grandiflora</i> Benth.	X			
<i>S. volubilis</i> Benth.	X			
<i>Solanum alternatopinnatum</i> Steud.	X	X		
<i>S. amygdalifolium</i> Steud.				X
<i>S. flaccidum</i> Vell.	X	X	X	
<i>S. inodorum</i> Vell.	X	X	X	
<i>S. laxum</i> Spreng.	X	X	X	
<i>S. megalochiton</i> Mart.	X	X	X	
<i>S. odoriferum</i> Vell.	X	X	X	
<i>S. viscosissimum</i> Sendtn.	X	X	X	✓
TRIGONIACEAE				1/0
<i>Trigonía nivea</i> Cambess.*	X	X		
TROPAEOLACEAE				4/1
<i>Tropaeolum brasiliense</i> Casar.			X	
<i>T. pentaphyllum</i> Lam.	X	X	X	
<i>T. sanctae-catharinae</i> Sparre			X	✓
<i>T. warmingianum</i> Rohrb.	X			
URTICACEAE				1/0
<i>Urera caracasana</i> (Jacq.) Griseb.	X			
VERBENACEAE				5/0
<i>Lantana camara</i> L.	X	X	X	
<i>L. canescens</i> Kunth	X			
<i>L. fucata</i> Lindl.			X	X
<i>L. undulata</i> Schrank	X	X		
<i>Verbena filicaulis</i> Schauer	X	X	X	
VIOLACEAE				2/0
<i>Anchietea exalata</i> Eichler	X	X		
<i>A. pyrifolia</i> (Mart.) G. Don	X	X	X	
VITACEAE				10/0
<i>Cissus erosa</i> Rich.	X			
<i>C. gongylodes</i> (Baker) Planch.	X			
<i>C. palmata</i> Poir.	X			X
<i>C. paulliniifolia</i> Vell.	X	X		
<i>C. simsiana</i> Schult. & Schult.f.	X			
<i>C. spinosa</i> Cambess.	X			
<i>C. stipulata</i> Vell.	X	X		
<i>C. striata</i> Ruiz & Pav.	X	X	X	
<i>C. sulcicaulis</i> (Baker) Planch.	X	X	X	
<i>C. verticillata</i> (L.) Nicolson & C.E. Jarvis	X	X	X	
Total de espécies: 821	715	514	431	821/58

LEGENDAS DAS FIGURAS

Figura 1. Famílias mais ricas em espécies de trepadeiras na Região Sul do Brasil e seus respectivos valores de riqueza específica. As 11 famílias representadas incluem 75% das espécies registradas na Região.

Figura 2. Diagrama de Venn mostrando a distribuição da riqueza de espécies de trepadeiras nos três Estados da Região Sul do Brasil.

Figura 3. Espécies de trepadeiras exclusivas ou pouco comuns na Região Sul do Brasil. A. *Araujia angustifolia* (Hook. & Arn.) Decne; B-C. *Matelea dusenii* Morillo; D. *Mikania oreophila* Ritter & Miotto; E. *Mikania paranensis* Dusén; F. *Adenocalymma dusenii* Kraenzl.; G. *Bignonia callistegioides* Cham.; H. *Ipomoea pampeana* P.P.A. Ferreira & S.T.S. Miotto; I. *Ipomoea paranaense* Hoehne; J. *Ipomoea sulina* P.P.A. Ferreira & S.T.S. Miotto (Fotos: A, G – J. Durigon. B-F – G.D.S. Seger. H-J – P.P.A. Ferreira).

Figura 4. Espécies de trepadeiras exclusivas ou pouco comuns na Região Sul do Brasil A. *Ipomoea uruguayensis* Meisn.; B-C. *Ephedra tweediana* Fisch. & C.A. Mey.; D. *Camptosema rubicundum* Hook. & Arn.; E. *Chaetocalyx nigricans* Burkart; F-G. *Blumenbachia exalata* Weigend; H-I. *Disciphania contraversa* Barneby; J. *Solanum viscosissimum* Sendtn. (Fotos: A, C, G – P.P.A. Ferreira. B, D-F – J. Durigon. H, J – G.D.S. Seger. I – G.A. Dettke).

FIGURAS

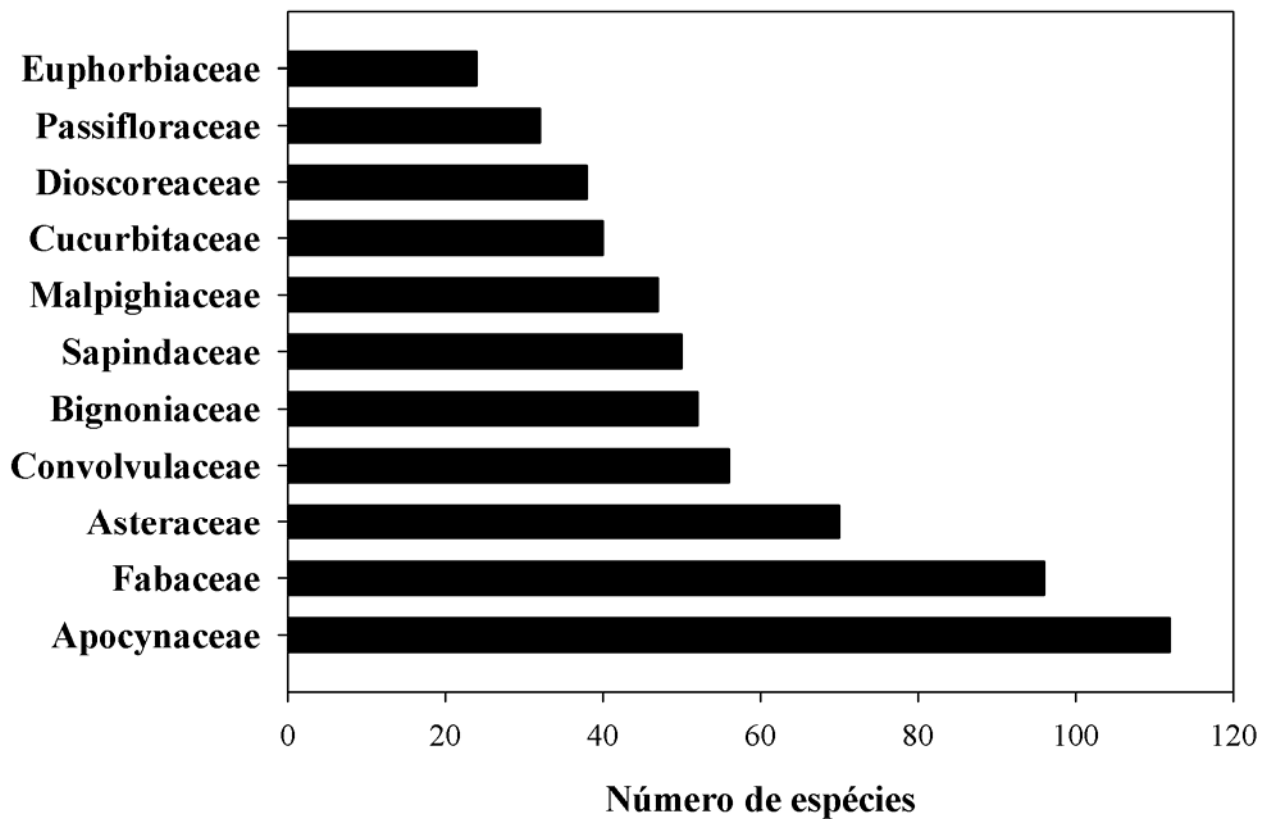


Figura 1. Famílias mais ricas em espécies de trepadeiras na Região Sul do Brasil e seus respectivos valores de riqueza específica. As 11 famílias representadas incluem 75% das espécies registradas na Região.

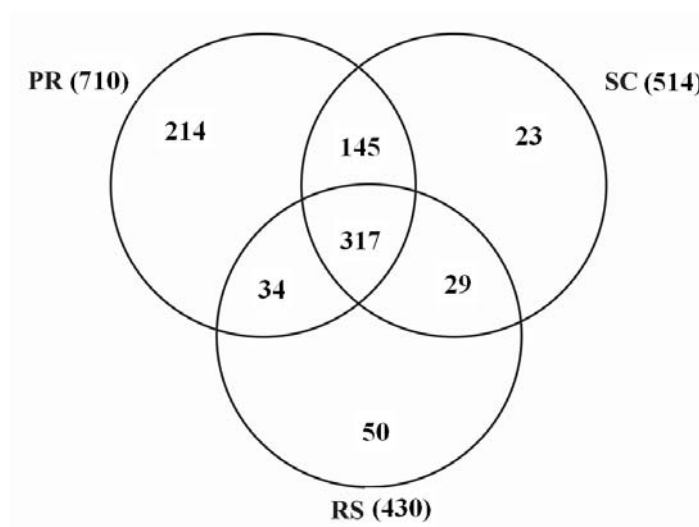


Figura 2. Diagrama de Venn mostrando a distribuição da riqueza de espécies de trepadeiras nos três Estados da Região Sul do Brasil.




Figura 3. Espécies de trepadeiras exclusivas ou pouco comuns na Região Sul do Brasil. A. *Araujia angustifolia* (Hook. & Arn.) Decne; B-C. *Matelea dusenii* Morillo; D. *Mikania oreophila* Ritter & Miotto; E. *Mikania paranensis* Dusén; F. *Adenocalymma dusenii* Kraenzl.; G. *Bignonia callistegioides* Cham.; H. *Ipomoea pampeana* P.P.A. Ferreira & S.T.S. Miotto; I. *Ipomoea paranaense* Hoehne; J. *Ipomoea sulina* P.P.A. Ferreira & S.T.S. Miotto (Fotos: A, G – J. Durigon. B-F – G.D.S. Seger. H-J – P.P.A. Ferreira).




Figura 4. Espécies de trepadeiras exclusivas ou pouco comuns na Região Sul do Brasil A. *Ipomoea uruguayensis* Meisn.; B-C. *Ephedra tweediana* Fisch. & C.A. Mey.; D. *Camptosema rubicundum* Hook. & Arn.; E. *Chaetocalyx nigricans* Burkart; F-G. *Blumenbachia exalata* Weigend; H-I. *Disciphania contraversa* Barneby; J. *Solanum viscosissimum* Sendtn. (Fotos: A, C, G – P.P.A. Ferreira. B, D-F – J. Durigon. H, J – G.D.S. Seger. I – G.A. Dettke).



ARTIGO IV. *Habitat Filtering of Climbing Mechanisms Explains Patterns of Phylogenetic Structure in Climbing Plant Communities*

O estudo foi realizado em colaboração com o Prof. Ernesto Gianoli e o pós-doutorando Rodrigo Rios, ambos da *Universidad de La Serena*, Chile, e sob orientação da Prof.^a Silvia T. S. Miotto. O manuscrito foi submetido ao periódico *Ecology* em Janeiro de 2014.



O trabalho representa uma continuação dos estudos comunitários realizados durante o curso de Mestrado, os quais descreveram a estrutura florística e fitossociológica de trepadeiras em um remanescente florestal. No presente manuscrito, buscou-se entender quais são os processos envolvidos na organização das comunidades e qual a importância dos mecanismos de escalada nos mesmos. Até o momento, este é o único estudo conhecido que integra a estrutura fenotípica e a estrutura filogenética de comunidades de trepadeiras.



Características ecológicas associadas aos mecanismos de escalada são detalhadas no Anexo 7. Dados utilizados são disponibilizados no Anexo 8.

Habitat Filtering of Climbing Mechanisms Explains Patterns of Phylogenetic Structure in Climbing Plant Communities

Jaqueline Durigon^{1,∞}, Ernesto Gianoli^{2,3}, Silvia T. S. Miotto¹, Rodrigo S. Rios²

¹Laboratório de Taxonomia de Angiospermas, Universidade Federal do Rio Grande do Sul, Porto Alegre, Brasil. jaqueline Durigon@gmail.com

²Departamento de Biología, Universidad de La Serena, Casilla 554, La Serena, Chile

³Departamento de Botánica, Universidad de Concepción, Concepción, Chile.

[∞]Author for correspondence

Running title: Filtering of Climbing Mechanisms

Abstract

Habitat filtering operates on particular niche-related traits key for survival and reproduction, with significant consequences for community assembly. Climbing plants are an increasingly dominant component of tropical forest communities. Climbers with different mechanisms of attachment are reported to have different ecological breadth, and then may show differential tolerance to habitat filters. We show that habitat filtering of climbing plant mechanisms influences the assembly of climber communities and contributes in explain their phylogenetic structure.

Climbing mechanisms were sampled across four distinct habitats in a subtropical Brazilian forest. We calculated the phylogenetic signal for climbing mechanism, the phylogenetic distance between pairs of species and the distance separating species from their closest relative within each habitat, as indicators of phylogenetic structure (clustered or overdispersed). The low phylogenetic signal found suggests that the climbing mechanism is a convergent trait. Although both phylogenetic and phenotypic clustering were detected, especially in inner habitats, phenotypic clustering cannot be attributed to phylogenetic relatedness entirely. Phylogenetic clustering structure may be explained by a few speciose clades in which all species have the same climbing mechanism. Distantly related taxa showing similar climbing strategies also co-occur in a given habitat, contributing to the establishment of an overdispersed phylogenetic pattern.

Key words: climbing plants; community assembly; environmental gradients; habitat filtering.

Introduction

Trait evolution plays a key role in species distribution, community assembly and the phylogenetic structure of communities (Webb et al. 2002, Chazdon et al. 2003, Cavender-Bares et al. 2004, Kraft et al. 2007). Environmental filters interact with phenotypic traits, excluding those unsuitable to a particular environment (Keddy 1992) and resulting in communities composed of only those species capable of enduring such filters (Keddy 1992, Shipley et al. 2006). Habitat filtering ultimately reduces the range of traits/strategies present among species in the community (Keddy 1992, Weiher et al. 1998). Thus, particular traits mediate species occurrence along environmental gradients (Lavorel and Garnier 2002, McGill et al. 2006). For example, species at each end of the light gradient show ecophysiological attributes conferring tolerance to low/high light, such as thin/thick leaves and high/low specific leaf area (SLA) (Poorter 1999, Valladares et al. 2011).

Climbers are a distinct group of plants with polyphyletic origin that play a key role in the structure and functioning of forest ecosystems (Schnitzer and Bongers 2002) and are particularly abundant and diverse in tropical regions (Gentry 1991, Schnitzer 2005). Woody climbers are increasing in dominance in tropical forests (Schnitzer and Bongers 2011) and may reduce their carbon stocks (Durán and Gianoli 2013). Climbing plants exhibit several mechanisms of attachment to supporting trees and may be classified as twining plants, leaf-climbers, tendril-bearers, root-climbers, hook-climbers and scramblers (Darwin 1865, Isnard and Silk 2009). Plants sharing climbing mechanisms have been considered as guilds or functional groups (Laurance et al. 2001). The climbing mechanism may determine the range of tree diameters the plant can utilize, thus influencing its distribution across forest habitats and successional stages (Putz 1984, Hegarty and Caballé 1991, Putz and Holbrook 1991, DeWalt et al. 2000, Carrasco-Urra & Gianoli 2009, Leicht-Young et al. 2010, Campanello et al. 2012). The climbing strategy is also associated with light acclimation potential: root-climbers, twiners and tendril-bearers show low, intermediate and high capacity of acclimation to light irradiance, respectively (Carter

and Teramura 1988, Putz and Holbrook 1991, Teramura et al. 1991). There is evidence of a correlation between climbing mechanisms and habitat preferences along topographical gradients (Kusumoto et al. 2013). Climbing strategy is, therefore, a key trait in vine ecology as it may determine the range of environments in which a species can persist (Putz 1984, Putz and Holbrook 1991).

The evolutionary pattern (convergent or conserved) of traits that interact with habitat filters may explain patterns of community assembly and phylogenetic structure (Cavender-Bares et al. 2009). The phylogenetic relationship among co-occurring species and their association with particular phenotypic traits is an underexplored issue in climbing plant ecology. At a landscape scale in a tropical forest, lianas from some families are associated with particular conditions of soil and topography, while in other lineages strong habitat differentiation occurs (Ibarra-Manríquez and Martínez-Ramos 2002). This study, however, did not use phylogenetic methods nor identified the traits associated with the resulting patterns. Phylogenetic clustering is likely to emerge when a trait important for environmental filtering is shared by closely related species, while a phylogenetically overdispersed structure will result in a community if distantly related taxa converge on a similar niche-use, carrying similar traits (Webb et al. 2002, Cavender-Bares et al. 2009).

Climbing assemblages and their phylogenetic structure are expected to be influenced by climbing mechanisms and their distribution across habitats. The climbing habit has emerged independently many times, promoting diversification in flowering plant lineages (Gentry 1991, Gianoli 2004). However, a pronounced evolutionary radiation of climbing taxa has occurred in only a few lineages, a pattern that led Gentry to hypothesize that the most speciose climber families are those having the most specialized climbing mechanisms (Gentry 1991, but see Gianoli 2014). If taxa sharing a climbing mode are phylogenetically close and also co-occur, then trait conservatism and habitat filtering may be inferred (Ackerly and Donoghue 1998, Böhning-Gaese and Oberrath 1999, Webb et al. 2002). Therefore, the study of differences in

phylogenetic structure across habitats can reveal ecological requirements of specific lineages and climbing strategies, enhancing our understanding of climbing plant diversity.

We evaluated dissimilarities in the structure of climbing assemblages among habitats in a subtropical forest, in relation to both the distribution of climbing strategies (phenotypic structure) and the relationship among co-occurring species (phylogenetic structure). If habitat filtering is determinant for climber community assembly by way of sorting of climbing mechanisms, and the mode of attachment is a conserved trait, then co-occurring species within distinct habitats should be phylogenetically clustered and should share climbing strategy. Otherwise, if convergence of climbing mechanisms prevails, species should show phylogenetic overdispersion. In addition, we identified those habitat filters to which functional groups are more sensitive.

Methods

Study area

The study was conducted in a 100-ha forest remnant in southern Brazil (30°10'34'' - 30°11'44''S; 51°22'42'' - 51°23'44''W). The arboreal vegetation covers the SW slope of a granite hill at 198 m, and is classified as a Semideciduous Seasonal forest included in the Seasonal Tropical Dry Forest Biome (STDF) (Prado 2000).

The forest remnant shows high environmental heterogeneity, comprising habitats with different soil conditions and, in the case of forest edges, with distinct surrounding ecosystems. Most of forest vegetation grows under well-drained soils, with the canopy reaching *ca.* 20 m height. Patches of poorly-drained soils, where groundwater is superficial and the soil is permanently waterlogged, are unevenly distributed (Matzembacher et al. 2011). At the top hill, despite of the virtual lack of soil, dense forest vegetation occurs. The vegetation at the edges faces outcrops with a xenomorphic physiognomy, growing in a steep terrain full of large blocks of rocks. At the base hill, the forest is surrounded by native grasslands where shrubs and

subshrubs are sparsely distributed (Matzembacher et al. 2011). Therefore, the study area comprises four major distinct habitats: well-drained forest (WDF) and poorly-drained forest (PDF), which constitute the inner habitats of the forest remnant, and forest/outcrop ecotones (FOE) and forest/grassland ecotones (FGE), both located at forest edges (see Appendix A).

Climbing assemblages

We evaluated climbing assemblages in six 5 x 20 m plots established at each of the four habitats. At edge habitats, we chose three areas representative of the transitions considered (forest/outcrops and forest/grasslands) that were separated by at least 100 m. Then, we randomly located the first plot in each sector, being the second plot established 50 m apart. At well-drained inner habitats, plots were located randomly after setting the first one at the centre of the forest remnant. The direction (N, S, E, W) of a plot relative to the previous one was determined haphazardly and the minimum distance between plots was 20 m. Finally, within each of the three isolated patches where poorly-drained habitats occur, two plots separated by 20 m were established.

All climbing plants, including herbaceous and woody climbers, rooted in the plot and growing at a height > 1.30 m were recorded and identified to species level. Species were classified according to their climbing mechanism: 1) hook-climbers, 2) leaf-climbers, 3) root-climbers, 4) scramblers, 5) tendril-bearers and 6) twiners (Darwin 1865, Isnard and Silk 2009).

Habitat filters

Support availability, light availability and soil characteristics were considered as possible habitat filters for climbing plant mechanisms in the study area. Support availability and light availability are associated with the frequencies of climbing modes (Putz 1984, Carrasco-Urra and Gianoli 2009, Leicht-Young et al. 2010). Soil conditions, highly variable among the habitats evaluated, are not commonly related to climbing guild distribution, but may influence climbing diversity and

abundance at local scales (Gentry 1991, Ibarra-Manríquez and Martínez-Ramos 2002, DeWalt et al. 2006).

Support availability was estimated as the number and mean basal area of supports within each plot. All trees with climbers and liana-free trees with a diameter at breast height > 5 cm were included in the sample. Light availability was estimated as the percentage of canopy openness, which was calculated from hemispherical photographs. Topsoil samples were taken at each plot and used to quantify soil chemical parameters, such as pH, P and K (mg/dm³), Al, Ca and Mg exchangeable, Al+H, cation exchange capacity (cmol_c/dm³), clay and organic matter (%), bases and Al saturation indexes, and Ca/Mg, Ca/K e Mg/K ratios. Furthermore, habitats were classified into four categories of soil moisture (dry, semi-dry, moist and damp) based on field observations.

Construction of the phylogenetic tree

We created an ultrametric tree for all climbing species censused across habitats by combining a backbone tree based on the APG III phylogeny (www.mobot.org/MOBOT/research/APweb/). Branch lengths were calculated using the BLADJ algorithm (Webb et al. 2008). Polytomies were resolved randomly using the *multi2di* function in R. Subsequent analyses of phylogenetic signal and phylogenetic structure were based on the resulting tree.

Climbing mechanism evolution and community phylogenetic diversity

To determine if climbing mechanisms in the community are either conserved or convergent, we quantified the degree to which phylogeny predicts species similarity in climbing mechanism. We calculated the phylogenetic signal for this trait using the Blomberg's K statistic (Blomberg et al. 2003). Its statistical significance was assessed through permutation tests with 1000 randomizations.

To quantify phylogenetic structure across habitats we calculated the mean phylogenetic distance between pairs of species found in each assemblage and the mean nearest taxon distance,

i.e., the mean distance separating each species from its closest relative. In addition, we calculated for each habitat the standardized effect size of the mean phylogenetic distance (MPD) and the mean nearest taxon distance (MNTD). Phylogenetic clustering or overdispersion are inferred when the observed distance is significantly lower or higher than the null expectation, respectively (Webb et al. 2002).

Environmental gradients and distribution of climbing mechanisms and species

To show how climbing mechanisms respond to environmental gradients, we performed a multivariate canonical correspondence analysis (CCA), using a matrix of the proportion of climbing mechanisms as the dependent matrix and the habitat filters quantified (see above) as the independent matrix. Habitat filters were selected based on Spearman correlations; variables that showed a high correlation ($r_s > 0.8$) with several variables (collinear variables) were removed from the analysis. In addition, we conducted a cluster analysis to quantify the degree of similarity among habitats in terms of the proportions of climbing mechanisms. Further methodological details for these and other methods are available in the Appendix B.

Results

Sampling of climbing plants across the four habitats resulted in 1169 individuals from 46 species and 26 families. Apocynaceae and Asteraceae were the most important families in number of species and individuals. Although it included only one species, Marcgraviaceae also stood out due to the high abundance of *Marcgravia polyantha*. The most frequent climbing mechanisms in the study area were twining and tendrils, which accounted for 70% of the species and 80% of the individuals. The only root-climber found, *M. polyantha*, was fairly abundant (15% of the individuals), surpassing hook- and leaf-climbers (5%), which included four and two species, respectively.

Trait evolution and phylogenetic structure across habitats

A low phylogenetic signal ($K = 0.541$) was obtained for climbing mechanism across the phylogeny of 46 sampled species. The variance and mean of random variances of the phylogenetic independent contrasts (PICs) for climbing mechanism were 0.013 and 0.023, respectively ($p = 0.002$). Tendril-bearers, twiners, root-climbers, hook-climbers, scramblers and leaf-climbers appeared several times across the community phylogenetic tree. Distantly related families showed twining species. Several climbing strategies can be observed in the Asteraceae (tendrils, twining and scrambling) (Fig. 1).

In terms of phylogenetic structure, all climbing assemblages were significantly clustered as indicated by the negative values of the standardized effect sizes (SES) for the MPD and low p -values (Table 1). In the PDF habitats, the assemblages were also clustered at the tips of the tree. In the remaining assemblages, despite being negative, SES values for the MNTD did not differ significantly from the random model.

Climbing mechanisms across environmental gradients

The environmental variables selected (those remaining after removing collinear variables) and their respective mean values and coefficients of variation are indicated in Table 2. High values of mean area of supports were found to be associated with inner habitats (e.g., WDF and PDF).

Nevertheless, the number of supports in the former was the lowest among habitats. Habitats located at forest edges were associated with the highest values of canopy openness, while poorly-drained habitats were associated to the lowest percentages, with little variation occurring among plots ($CV = 10\%$). Regarding soil variables, poorly-drained habitats were associated to very low K and to high variability in organic matter (Fig. 2).

The CCA that evaluated the relations between climbing mechanisms and environmental gradients resulted in two significant axes ($p < 0.02$) (Fig. 2). The single root-climber species was

restricted to poorly-drained habitats, thus being associated to low percentages of canopy openness and to damp soils. In contrast, scramblers and leaf-climbers grew in drier and more open habitats and where high numbers of narrow supports occurred. Hook-climbers were associated with low values of canopy openness and organic matter and, although capable of growing in habitats with a wide range of support sizes, they were more associated with those with fewer supports. None of the evaluated variables had a clear influence on the proportion of tendril-bearers and twiners.

Discussion

The tendency of closely related species to resemble each other in climbing mechanisms less than expected under the null model (Brownian motion evolution) suggests that climbing modes are the result of evolutionary trait convergence rather than phylogenetic trait conservatism (Blomberg et al. 2003). Gentry (1991) had already pointed out that unrelated taxa display the same specialized climbing mechanisms. An ensuing question is whether convergent evolution of climbing mechanisms resulted from adaptive processes, as has been suggested previously for the climbing habit in general (Gianoli 2004). Gentry (1991) put forward the hypotheses that the evolution of tendrils or tendril-like structures, which are deemed the most specialized or advanced climbing mechanisms (Vaughn and Bowling 2011), and the rise of more than one climbing strategy might have driven the enhanced taxonomic diversification observed in some climbing lineages. Some evolutionary successful families, however, lack specialized climbing strategies and/or include a single mechanism of attachment. Moreover, they show other putative adaptations related to climbing mechanics (e.g., anatomical features, Convolvulaceae) or reproduction (e.g., pollination or dispersion features, Apocynaceae) that may also promote taxa diversification (Gentry 1991, Gianoli 2004). Further research is needed to elucidate quantitatively the relationship between specialized climbing mechanisms and diversification of climbing plant lineages.

The phylogenetic relatedness among co-occurring species reflects the shared evolutionary history in a community (Faith 1994, Cavender-Bares et al. 2009). Assuming a Brownian-motion model of character evolution, the shorter the time of divergence from a common ancestor, the fewer the expected phenotypic differences between species (Blomberg and Garland 2002). This information cannot be obtained from taxonomic measures of diversity commonly used in climbing community ecology (e.g., species per-genus ratios) because taxa of the same taxonomic rank vary greatly in stem- and crown-group ages and in their evolutionary rates (Vamosi et al. 2009). The phylogenetic structure of a community may provide insights into the ecological processes involved in community assembly (Anderson et al. 2011) such as species interactions and environmental filtering (Cavender-Bares et al. 2009 Vamosi et al. 2009).

The phylogenetically clustered structure found in all communities suggests an assembly process by way of environmental filtering (Pausas and Verdú 2010). Given that filters act on species phenotypes, however, phenotypic traits need to be integrated into the phylogenetic information in order to provide insights into the processes involved in community assembly (Webb et al. 2002, Anderson et al. 2011). Habitat filtering of a phylogenetically convergent trait such as the climbing mechanism should generate phylogenetic overdispersion, and not clustering as we found here. Thus, as traits that confer tolerance to habitat filters are present in distantly related species, filtering would sort species from different clades (Webb et al. 2002, Pausas and Verdú 2010). Since opposite phylogenetic patterns may occur in different clades, Pausas & Verdú (2010) highlight the importance of detecting which clades of the phylogenetic tree are mostly responsible for the community structure. Phylogenetic clustering was observed especially in the inner habitats, WDF and PDF, where the lowest MPD value and a significant MNTD value were found, respectively. In these habitats, distantly related species showing similar climbing mechanisms were indeed sampled, which should lead to phylogenetic overdispersion. However, the prevalence of a few speciose families and genera entirely composed of twining species led to a clustered pattern.

Changes in the proportion of climbing modes associated with changes in support and light availability across habitats can be attributed to distinct tolerances of climbing guilds to these environmental filters. The different climbing modes entail contrasting capacities of host tree use, regarding diameter range, and differential light acclimation potential (Putz 1984, Carter and Teramura 1988, Teramura et al. 1991, DeWalt et al. 2006, Carrasco-Urra and Gianoli 2009, Leicht-Young et al. 2010). Furthermore, some soil chemical parameters influenced climbing mechanism distribution and soil moisture was a strong filter for the occurrence of several species and specific climbing strategies. Edaphic factors may exert selective pressures on establishment, growth, and survival of climbing plants (Putz and Chai 1987, Laurance et al. 2001, DeWalt et al. 2006). Soil water availability has been suggested to determine local abundance of woody climbers relative to trees (Schnitzer 2005, Cai et al. 2009, DeWalt et al. 2010).

A reduction in the range of trait values observed, compared to the regional species pool, indicates phenotypic clustering produced by habitat filtering (Kraft et al. 2007 Pausas and Verdú 2010). At inner habitats (WDF and PDF), half of the climbing functional groups were excluded from well-drained plots, and in poorly-drained habitats 50% of the individuals belonged to a single group (root-climbers). The main environmental restrictions to species occurrence seem to be a low availability of small and dense arrays of supports and low-light and damp-soils conditions occurring in WDF and PDF habitats, respectively. The lack of phenotypic clustering found at edge habitats can be due to their high heterogeneity, which leads to the existence of microenvironments that may filter different traits at the same time (Pausas and Verdú 2010).

Support availability seemingly does not constrain the establishment of root-climbing species, but open and dry conditions appear as strong filters for their occurrence at local, regional and global scales. Root-climbers occurred exclusively (and profusely) at shaded and damp habitats of the study area, as has been shown for other subtropical forest (Orihuela and Waechter 2010), and were excluded from adjacent habitats that were more open and dry. At a wider scale, root-climbers are absent from seasonally dry forests of southern South America (Durigon et al.

unpublished) and have a lower probability of occurrence in forests with low precipitation and high seasonality worldwide (Durigon et al. 2013). Most root-climbing species are shade-tolerant (Valladares et al. 2011) and show low acclimation potential to high light irradiance (Teramura et al. 1991). The exclusive occurrence and/or greater frequency of root-climbers at humid sites indicate that they are subject to a filtering process by water shortage, probably because of the susceptibility of adventitious roots to desiccation (Hegarty 1988, Wilder 1992).

Scramblers and leaf-climbers are not excluded from dry and open sites, but are nearly absent from the inner habitats. These habitats comprise few and large supports and, therefore, seem unsuitable to scramblers and leaf-climbers, which require abundant and narrow supports, respectively, to climb successfully (Putz and Holbrook 1991).

Although scramblers and hook-climbers are sometimes considered within the same guild (Putz 1984), they differ in morphological features and some ecological tolerances (Hegarty and Caballé 1991, Putz and Holbrook 1991) and, consequently, are expected to respond differently to habitat filters, as we found in the present study. Both strategies are reported to occur more frequently in early successional stages, relying on trellises (Putz 1984), but hook-climbers may also grow in darker mature forests where small supports are rather scarce (Hegarty and Caballé 1991). Finally, neither twiners nor tendrill-bearers showed significant associations with any of the environmental variables. This may be partly explained by their ample ecological breadth along the light gradient, especially concerning tendrill-bearers species (Teramura et al. 1991) and, in the case of twiners, also by their ability to use host trees of various sizes (Putz 1984).

We have shown that distinct responses to environmental factors associated with climbing mechanisms have an important role in climbing plant community assembly. Habitat filtering of climbing groups influenced both the phylogenetic and phenotypic structure of communities, especially those occurring at the inner habitats. Identifying the main habitat filters for climbing plants may allow predictions about the community structure of this increasingly important group of plants.

Acknowledgements

We thank Prof. Nelson Ivo Matzembacher for allowing us to collect samples at the São Maximiano Farm. JD thanks CAPES (PDSE 7138-12-1) for the scholarship during the “Sandwich” PhD Program at Universidad de la Serena. EG thanks support by FONDECYT grant 1100585.

Literature cited

Ackerly, D. D. and M. J. Donoghue. 1998. Leaf size, sapling allometry, and Corner's rules:

Phylogeny and correlated evolution in maples (*Acer*). *American Naturalist* 152:767-791.

Anderson, T. M., J. Shaw, and H. Olf. 2011. Ecology's cruel dilemma, phylogenetic trait

evolution and the assembly of Serengeti plant communities. *Journal of Ecology* 99:797-806.

Blomberg, S. P. and T. Garland. 2002. Tempo and mode in evolution: phylogenetic inertia,

adaptation and comparative methods. *Journal of Evolutionary Biology* 15:899-910.

Blomberg, S. P., T. Garland, and A. R. Ives. 2003. Testing for phylogenetic signal in

comparative data: Behavioral traits are more labile. *Evolution* 57:717-745.

Böhning-Gaese, K. and R. Oberrath. 1999. Phylogenetic effects on morphological, life-history,

behavioural and ecological traits of birds. *Evolutionary Ecology Research* 1:347-364.

Cai, Z.-Q., S. A. Schnitzer, and F. Bongers. 2009. Seasonal differences in leaf-level physiology

give lianas a competitive advantage over trees in a tropical seasonal forest. *Oecologia* 161:25-33.

Campanello, P. I., M. Villagra, J. F. Garibaldi, L. J. Ritter, J. J. Araujo, and G. Goldstein. 2012.

Liana abundance, tree crown infestation, and tree regeneration ten years after liana cutting in a subtropical forest. *Forest Ecology and Management* 284:213-221.

- Carrasco-Urra, F. and E. Gianoli. 2009. Abundance of climbing plants in a southern temperate rain forest: host tree characteristics or light availability? *Journal of Vegetation Science* 20:1155-1162.
- Carter, G. A. and A. H. Teramura. 1988. Vine photosynthesis and relationships to climbing mechanics in a forest understory. *American Journal of Botany* 75:1011-1018.
- Cavender-Bares, J., D. D. Ackerly, D. A. Baum, and F. A. Bazzaz. 2004. Phylogenetic overdispersion in Floridian oak communities. *American Naturalist* 163:823-843.
- Cavender-Bares, J., K. H. Kozak, P. V. A. Fine, and S. W. Kembel. 2009. The merging of community ecology and phylogenetic biology. *Ecology Letters* 12:693-715.
- Chazdon, R. L., S. Careaga, C. Webb, and O. Vargas. 2003. Community and phylogenetic structure of reproductive traits of woody species in wet tropical forests. *Ecological Monographs* 73:331-348.
- Darwin, C. 1865. On the movements and habits of climbing plants. *Botanical Journal of the Linnean Society* 9:1-118.
- DeWalt, S. J., K. Ickes, R. Nilus, K. E. Harms, and D. Burslem. 2006. Liana habitat associations and community structure in a Bornean lowland tropical forest. *Plant Ecology* 186:203-216.
- DeWalt, S. J., S. A. Schnitzer, J. Chave, F. Bongers, R. J. Burnham, Z. Q. Cai, G. Chuyong, D. B. Clark, C. E. N. Ewango, J. J. Gerwing, E. Gortaire, T. Hart, G. Ibarra-Manríquez, K. Ickes, D. Kenfack, M. J. Macía, J. R. Makana, M. Martínez-Ramos, J. Mascaro, S. Moses, H. C. Muller-Landau, M. P. E. Parren, N. Parthasarathy, D. R. Pérez-Salicrup, F. E. Putz, H. Romero-Saltos, and D. Thomas. 2010. Annual Rainfall and Seasonality Predict Pan-tropical Patterns of Liana Density and Basal Area. *Biotropica* 42:309-317.
- DeWalt, S. J., S. A. Schnitzer, and J. S. Denslow. 2000. Density and diversity of lianas along a chronosequence in a central Panamanian lowland forest. *Journal of Tropical Ecology* 16:1-19.

- Durán, S. M. and E. Gianoli. 2013. Carbon stocks in tropical forests decrease with liana density. *Biology Letters* 9:20130301.
- Durigon, J., S. M. Durán, and E. Gianoli. 2013. Global distribution of root climbers is positively associated with precipitation and negatively associated with seasonality. *Journal of Ecology* 29:357-360.
- Faith, D. P. 1994. Genetic diversity and taxonomic priorities for conservation. *Biological Conservation* 68:69-74.
- Gentry, A. H. 1991. The distribution and evolution of climbing plants. Pages 3-52 *in* F. E. Putz and H. A. Money, editors. *The biology of vines*. Cambridge University Press, Cambridge.
- Gianoli, E. 2004. Evolution of a climbing habit promotes diversification in flowering plants. *Proceedings of the Royal Society B-Biological Sciences* 271:2011-2015.
- Gianoli, E. 2014. Evolutionary implications of the climbing habit in plants. *in* S. A. Schnitzer, F. Bongers, R. J. Burnham, and F. E. Putz, editors. *Ecology of Lianas*. Wiley-Blackwell.
- Hegarty, E. E. 1988. *Canopy dynamics of lianes and trees in subtropical rainforest*. University of Queensland, Brisbane, Australia.
- Hegarty, E. E. and G. Caballé. 1991. Distribution and abundance of vines in forest communities. Pages 313-336 *in* F. E. Putz and H. A. Money, editors. *The biology of vines*. Cambridge University Press, Cambridge.
- Ibarra-Manríquez, G. and M. Martínez-Ramos. 2002. Landscape variation of liana communities in a Neotropical rain forest. *Plant Ecology* 160:91-112.
- Isnard, S. and W. K. Silk. 2009. Moving with climbing plants from Charles Darwin's time into the 21st century. *American Journal of Botany* 96:1205-1221.
- Keddy, P. A. 1992. Assembly and response rules: two goals for predictive community ecology. *Journal of Vegetation Science* 3:157-164.

- Kraft, N. J. B., W. K. Cornwell, C. O. Webb, and D. D. Ackerly. 2007. Trait evolution, community assembly, and the phylogenetic structure of ecological communities. *American Naturalist* 170:271-283.
- Kusumoto, B., T. Enoki, and Y. Kubota. 2013. Determinant factors influencing the spatial distributions of subtropical lianas are correlated with components of functional trait spectra. *Ecological Research* 28:9-19.
- Laurance, W. F., D. Perez-Salicrup, P. Delamonica, P. M. Fearnside, S. D'Angelo, A. Jerozolinski, L. Pohl, and T. E. Lovejoy. 2001. Rain forest fragmentation and the structure of Amazonian liana communities. *Ecology* 82:105-116.
- Lavorel, S. and E. Garnier. 2002. Predicting changes in community composition and ecosystem functioning from plant traits: revisiting the Holy Grail. *Functional Ecology* 16:545-556.
- Leicht-Young, S. A., N. B. Pavlovic, K. J. Frohnapple, and R. Grundel. 2010. Liana habitat and host preferences in northern temperate forests. *Forest Ecology and Management* 260:1467-1477.
- Matzenbacher, N. I., L. F. P. Lima, G. A. Dettke, J. Durigon, M. A. Kieling-Rubio, and R. Trevisan. 2011. Flórmula da Fazenda Sao Maximiano, Guaíba, Rio Grande do Sul, Brasil. EDIURCAMP, Bagé.
- McGill, B. J., B. J. Enquist, E. Weiher, and M. Westoby. 2006. Rebuilding community ecology from functional traits. *Trends in Ecology & Evolution* 21:178-185.
- Orihuela, R. L. L. and J. L. Waechter. 2010. Host size and abundance of hemiepiphytes in a subtropical stand of Brazilian Atlantic Forest. *Journal of Tropical Ecology* 26:119-122.
- Pausas, J. G. and M. Verdú. 2010. The Jungle of Methods for Evaluating Phenotypic and Phylogenetic Structure of Communities. *Bioscience* 60:614-625.
- Poorter, L. 1999. Growth responses of 15 rain-forest tree species to a light gradient: the relative importance of morphological and physiological traits. *Functional Ecology* 13:396-410.

- Prado, D. E. 2000. Seasonally dry forests of tropical South America: from forgotten ecosystems to a new phytogeographic unit. *Edinburgh Journal of Botany* 57:437-461.
- Putz, F. E. 1984. The natural history of lianas on Barro Colorado Island, Panama. *Ecology* 65:1713-1724.
- Putz, F. E. and P. Chai. 1987. Ecological studies of lianas in Lambir National Park, Sarawak, Malaysia. *Journal of Ecology* 75:523-531.
- Putz, F. E. and N. M. Holbrook. 1991. Biomechanical studies of vines. Pages 73-98 *in* F. E. Putz and H. A. Money, editors. *The biology of vines*. Cambridge University Press, Cambridge.
- Schnitzer, S. A. 2005. A mechanistic explanation for global patterns of liana abundance and distribution. *American Naturalist* 166:262-276.
- Schnitzer, S. A. and F. Bongers. 2002. The ecology of lianas and their role in forests. *Trends in Ecology & Evolution* 17:223-230.
- Schnitzer, S. A. and F. Bongers. 2011. Increasing liana abundance and biomass in tropical forests: emerging patterns and putative mechanisms. *Ecology Letters* 14:397-406.
- Shipley, B., D. Vile, and E. Garnier. 2006. From plant traits to plant communities: A statistical mechanistic approach to biodiversity. *Science* 314:812-814.
- Teramura, A. H., G. G. Warren, and I. N. Forseth. 1991. Physiological ecology of mesic, temperate woody vines. Pages 245-285 *in* F. E. Putz and H. A. Money, editors. *The Biology of Vines*. Cambridge University Press, Cambridge.
- Valladares, F., E. Gianoli, and A. Saldaña. 2011. Climbing plants in a temperate rainforest understory: searching for high light or coping with deep shade? *Annals of Botany* 108:231-239.
- Vamosi, S. M., S. B. Heard, J. C. Vamosi, and C. O. Webb. 2009. Emerging patterns in the comparative analysis of phylogenetic community structure. *Molecular Ecology* 18:572-592.

- Vaughn, K. C. and A. J. Bowling. 2011. Biology and physiology of vines. *Horticultural Reviews* 38.
- Webb, C. O., D. D. Ackerly, and S. W. Kembel. 2008. Phylocom: software for the analysis of phylogenetic community structure and trait evolution. *Bioinformatics* 24:2098-2100.
- Webb, C. O., D. D. Ackerly, M. A. McPeck, and M. J. Donoghue. 2002. Phylogenies and community ecology. *Annual Review of Ecology and Systematics* 33:475-505.
- Weiher, E., G. D. P. Clarke, and P. A. Keddy. 1998. Community assembly rules, morphological dispersion, and the coexistence of plant species. *Oikos* 81:309-322.
- Wilder, G. J. 1992. Comparative morphology and anatomy of absorbing roots and anchoring roots in 3 species of *Cyclanthaceae* (Monocotyledoneae). *Canadian Journal of Botany* 70:38-48.

TABLES

Table 1. Mean Pairwise Phylogenetic Distance (MPD) and Mean Nearest Taxon Distance (MNTD) observed in climbing communities occurring in distinct habitats of a subtropical forest remnant in southern Brazil. The randomized phylogenetic distance (rand) and related standard deviation (sd) provided by null models are indicated. The p-value and the suggested pattern of the phylogenetic structure for each habitat reflect the departure of the observed MPD (obs) value from the null model, indicated by the standardized effect size (SES, z). FOE = forest/outcrop ecotone, FGE = forest/grassland ecotone, WDF = well-drained forest, PDF = poorly-drained forest. (n) = number of species founded at each of the habitats.

	habitats (n)	obs	rand	sd	z	p	pattern
MPD	FOE (31)	469.197	498.436	18.109	-1.614	0.0636	clustered
	FGE (24)	451.003	498.840	24.658	-1.940	0.0354	clustered
	WDF (13)	438.067	499.225	41.926	-1.458	0.0813	clustered
	PDF (16)	435.641	499.488	35.233	-1.812	0.0436	clustered
MNTD	FOE (31)	190.570	204.642	17.118	-0.822	0.2054	random
	FGE (24)	201.923	218.234	23.872	-0.683	0.2513	random
	WDF (13)	216.568	261.141	42.416	-1.050	0.1443	random
	PDF (16)	196.153	245.118	35.902	-1.363	0.0851	clustered

Table 2. Mean values and coefficient of variation (CV) of the environmental variables more correlated with the climbing assemblages within the four distinct habitats of a subtropical forest remnant in southern Brazil. FOE = forest/outcrop ecotone, FGE = forest/grassland ecotone, WDF = well-drained forest, PDF = poorly drained forest.

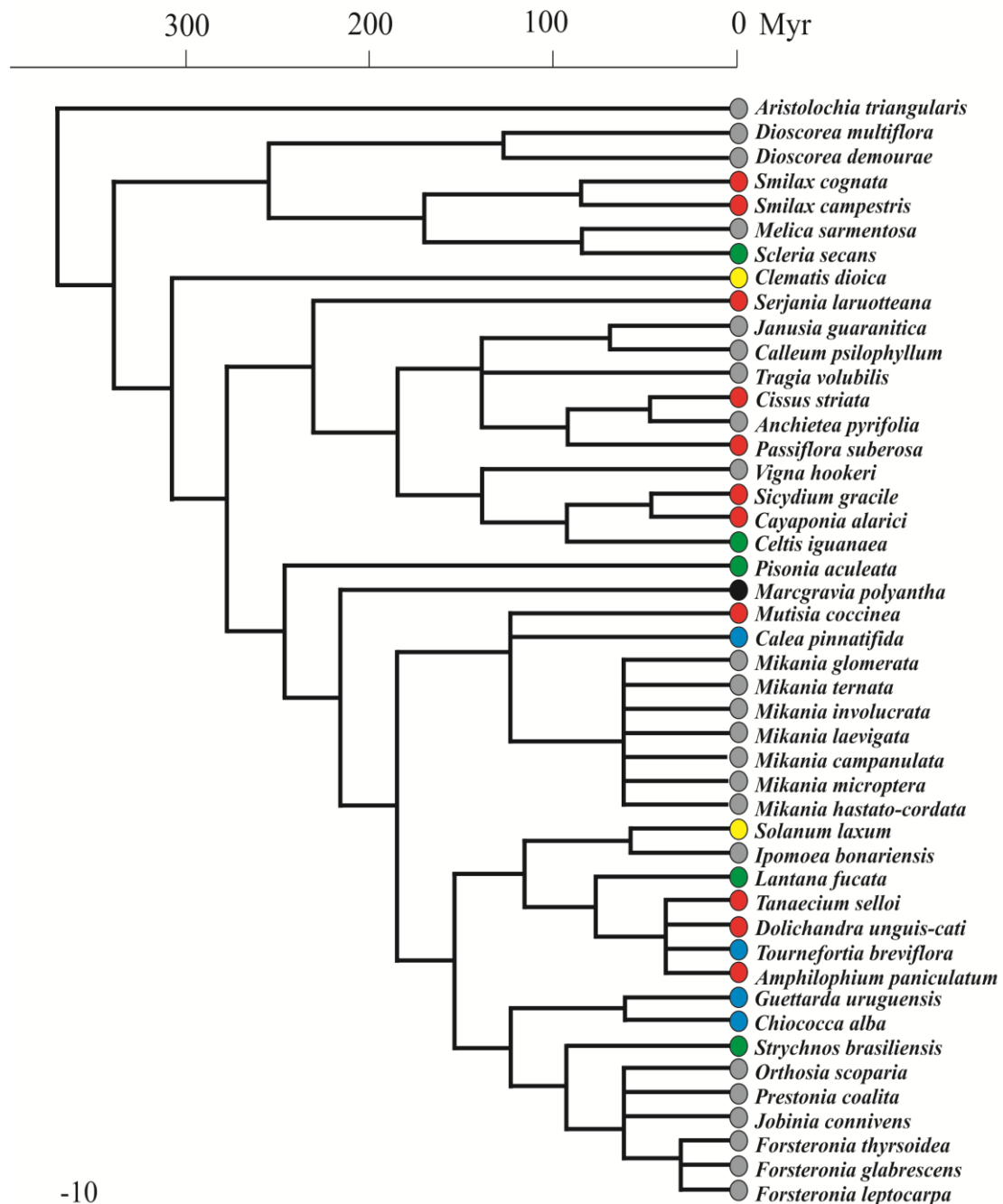
		FOE	FGE	WDF	PDF
Number of supports (tree individuals)	Mean ± SD	52.5 ± 16.18	34.5 ± 14.11	19 ± 4.85	36.5 ± 19.46
	CV	30	40	25	53
Mean area of supports (cm²)	Mean ± SD	23.87 ± 8.95	44.48 ± 21.46	171.11 ± 136.29	131.97 ± 120.96
	CV	37	48	79	91
Canopy openness (%)	Mean ± SD	20.47 ± 7.46	15.65 ± 2.68	7.92 ± 1.59	9.17 ± 0.99
	CV	30	17	20	10
K content (mg/dm³)	Mean ± SD	149 ± 41.15	144.5 ± 31.99	135 ± 26.46	71.33 ± 23.81
	CV	27	22	20	33
Organic matter (%)	Mean ± SD	4.85 ± 0.85	2.93 ± 1.05	2.616 ± 0.42	3.68 ± 1.92
	CV	17	35	15	52
Soil moisture	Categorical	Dry	Semi-dry	Moist	Damp

FIGURE LEGENDS

Fig. 1. Ultrametric tree based on the APG III phylogeny encompassing the pool of climbing species sampled in a subtropical forest remnant of southern Brazil. The colored circles indicate the functional group to which species are classified according to their main climbing mechanism: black = root-climbers; blue = scramblers; gray = twiners; green = hook-climbers; red = tendril-bearers; yellow = leaf-climbers.

Fig. 2. Biplot based on a CCA ordination showing the distribution of sampled units from four habitats (gray symbols) across environmental gradients and the association between climbing groups with selected environmental variables. Clustering diagram illustrate the similarity among sampled units in relation to the proportions of climbing mechanisms. ◆ = forest/grassland ecotone (FGE); ▲ = forest/outcrop ecotone (FOE); ■ = poorly-drained forest (PDF); ● = well-drained forest (WDF).

FIGURES



-10

Fig. 1. Ultrametric tree based on the APG III phylogeny encompassing the pool of climbing species sampled in a subtropical forest remnant of southern Brazil. The colored circles indicate the functional group to which species are classified according to their main climbing mechanism: black = root-climbers; blue = scramblers; gray = twiners; green = hook-climbers; red = tendrill-bearers; yellow = leaf-climbers.

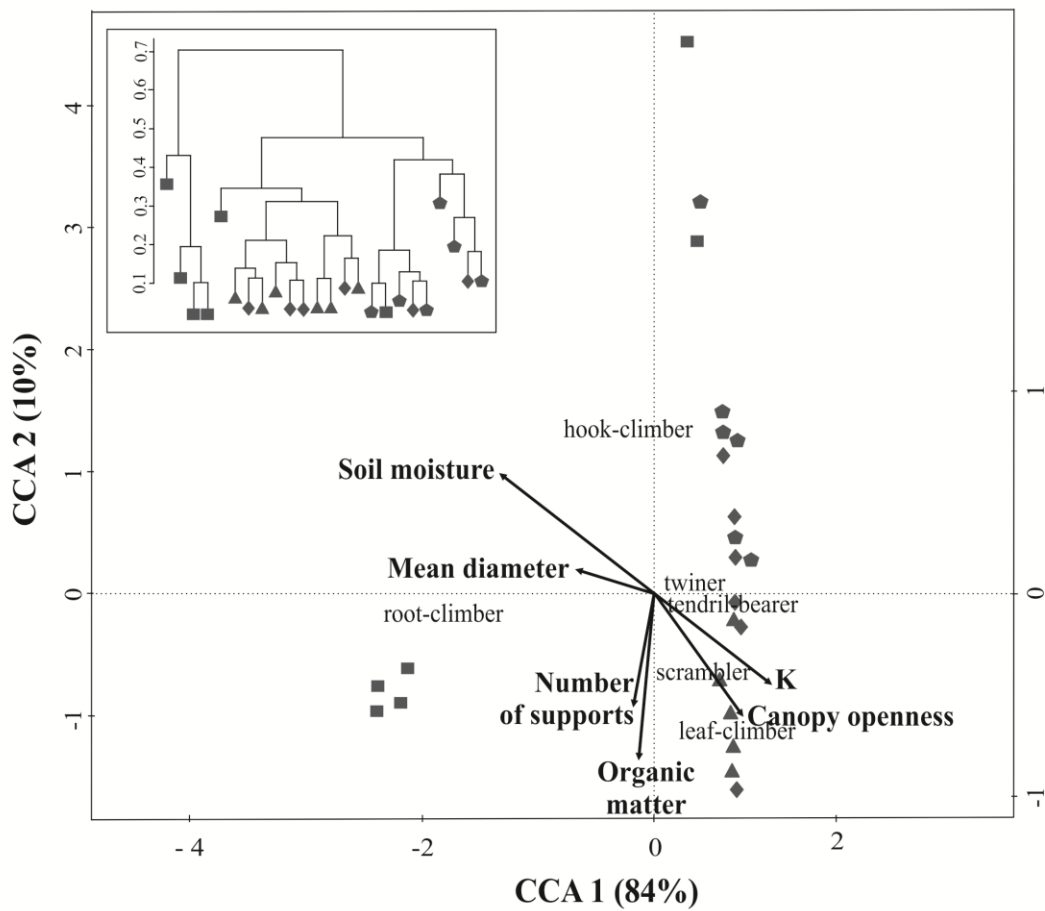


Fig. 2. Biplot based on a CCA ordination showing the distribution of sampled units from four habitats (gray symbols) across environmental gradients and the association between climbing groups with selected environmental variables. Clustering diagram illustrate the similarity among sampled units in relation to the proportions of climbing mechanisms. \blacklozenge = forest/grassland ecotone (FGE); \blacktriangle = forest/outcrop ecotone (FOE); \blacksquare = poorly-drained forest (PDF); \blacklozenge = well-drained forest (WDF).

APPENDICES

Appendix A. Photographs of the study area and of the four habitats analyzed.



FIG. A.1 Overview of the study area, showing the forest remnant which covers the SW slope of a granite hill at 198 m.



FIG. A.2 Major forest habitats of the study area. (A) forest/grassland ecotone (FGE), (B) forest/outcrop ecotone (FOE), (C) well-drained forest (WDF), (D) poorly-drained forest (PDF).

Appendix B. Detailed description of environmental filters quantification, phylogenetic tree construction and of methods for calculating phylogenetic signal and phylogenetic metrics.

B.1 Quantification of habitat filters

Support availability at each plot was estimated as the number and mean diameter of supports, which included all trees and branches carrying climbers and liana- free trees with a diameter at breast height (DBH) greater than 5 cm. Light availability within plots was estimated by means of hemispherical photographs taken with a digital camera Nikon Coolpix 950 including a fish-eye lens with 180° field of view (FCE8, Nikon). The photographs were taken 0.5 m above ground both at the center of the plot and at the two extremes of its horizontal axis. The percentage of canopy openness was calculated using the Gap Light Analyzer Software, version 2.0 (Frazer et al.1999) and corresponds to the average of the three values obtained per plot.

Soil chemical parameters were quantified from composite samples taken from topsoil (0-20 cm depth). In each plot, ten subsamples were randomly collected and then combined in a single sample of 500 g. The chemical parameters evaluated were: pH, P and K contents (mg/dm^3), Al, Ca and Mg exchangeable, Al+H, cation exchange capacity ($\text{cmol}_c/\text{dm}^3$), clay and organic matter (%), bases and Al saturation indexes, and Ca/Mg, Ca/K e Mg/K ratios. Furthermore, habitats were classified into categories (dry, semi-dry, moist and soggy) according to an increase in soil moisture based on field observations.

B.2 Construction of the phylogenetic tree of the climbing plant pool

We created an ultrametric tree for all climbing species censused across habitats by combining a backbone tree based on the APG III phylogeny, assembled by the Angiosperm Phylogeny Group (<http://www.mobot.org/MOBOT/research/APweb/>). The ultrametric tree was generated using the software Phylomatic (<http://www.phylodiversity.net/phylomatic/phylomatic.html>) which returns a working phylogenetic tree after matching the genus and family names of the censused

species to those contained in the angiosperm phylogeny (Webb and Donoghue 2005). Branch lengths for the tree were calculated based on the branch length adjustment algorithm (BLADJ) implemented in Phylocom 4.2 (www.phylodiversity.net/phylocom). The algorithm fixes a subset of nodes in the tree to specified ages and evenly distributes the ages to the remaining nodes. Age estimates for the major nodes in our tree come from Wikstrom, Savolainen & Chase (Wikstrom et al. 2001). Finally, polytomies in the tree were resolved randomly using the *multi2di* function in R. Subsequent analyses of phylogenetic structure and phylogenetic signal were based on the resulting tree.

B.3 Climbing mechanism evolution

To determine if climbing mechanisms have been conserved or are convergent in the climbers' community, we quantified the degree to which phylogeny predicts species similarity in climbing mechanism by calculating phylogenetic signal for this trait. We used the Blomberg's K statistic, which provides a measure of phylogenetic signal strength: values of $K < 1$ suggest that species resemble each other less than expected under a Brownian motion model of evolution, while values of $K = 1$ are expected for characters that evolve under a Brownian model and values of $K > 1$ imply that species are more similar than expected under the null model (Blomberg et al. 2003). Statistical significance of K was assessed through permutation tests with 1000 randomizations. The significance of the signal was based on the variance of phylogenetically independent contrasts relative to tip shuffling randomization implemented by the *phylosignal* function in R. P-values are determined by comparing the variance of standardized independent contrasts for the tip values against variances for randomized data. These and subsequent analyses were performed using the *Picante* package in R (Kembel et al. 2010).

B.4 Trait and phylogenetic diversity

To quantify phylogenetic structure across habitats we calculated the mean phylogenetic distance between pairs of species found in each assemblage as well as the mean nearest taxon distance, i.e., the mean distance separating each species from its closest relative. Calculations were done using the phylogenetic tree created as described above. In addition, we calculated for each habitat the standardized effect size of the mean phylogenetic distance (MPD), as well as the standardized effect size of the mean nearest taxon distance (MNTD). Groups in which taxa are clumped on the phylogeny tend to have lower values of MPD and MNTD, because they capture only a small part of the total phylogenetic diversity present in the phylogeny. These metrics were calculated using the *ses.mpd* and *ses.mnpd* functions in R. For both cases observed mean distances were compared against a null model generated with 9999 runs. The null model was constructed by reshuffling the species labels across the phylogenetic tree using the *taxa.labels* algorithm in R. This algorithm shuffles the distance of species labels across all taxa included in the distance matrix. Evidence for phylogenetic clustering or overdispersion occurs when the observed distance is significantly lower or higher than the null expectation, respectively (Webb et al. 2002).

LITERATURE CITED

- Blomberg, S. P., T. Garland, and A. R. Ives. 2003. Testing for phylogenetic signal in comparative data: Behavioral traits are more labile. *Evolution* **57**:717-745.
- Frazer, G. W., C. D. Canham, and K. P. Lertzman. 1999. Gap LightAnalyzer (GLA): Imaging software to extract canopy structure and gap light transmission indices from true-colour fisheye photographs, users manual and program documentation. Simon Fraser University/Institute of Ecosystem Studies, Burnaby/New York.
- Kembel, S. W., P. D. Cowan, M. R. Helmus, W. K. Cornwell, H. Morlon, D. D. Ackerly, S. P. Blomberg, and C. O. Webb. 2010. Picante: R tools for integrating phylogenies and ecology. *Bioinformatics* **26**:1463-1464.

- Webb, C. O., D. D. Ackerly, M. A. McPeck, and M. J. Donoghue. 2002. Phylogenies and community ecology. *Annual Review of Ecology and Systematics* **33**:475-505.
- Webb, C. O. and M. J. Donoghue. 2005. Phylomatic: tree assembly for applied phylogenetics. *Molecular Ecology Notes* **5**:181-183.
- Wikstrom, N., V. Savolainen, and M. W. Chase. 2001. Evolution of the angiosperms: calibrating the family tree. *Proceedings of the Royal Society B-Biological Sciences* **268**:2211-2220.

INFORMAÇÕES ADICIONAIS

Ao longo dos quatro anos do curso de Doutorado, foram realizadas 25 excursões de coleta na Região Sul do Brasil, onde muitas espécies de trepadeiras puderam ser observadas, fotografadas e coletadas. Ao total, 730 exsiccatas pertencentes a diversas famílias de trepadeiras foram incluídas no herbário ICN. Também foram visitados herbários do Brasil (FLOR, HB, ICN, MBM, PACA, R, RB, SMDB, UPCB), Argentina (CTES, LP, SI), Uruguai (MVFA, MVJB, MVM) e Chile (CONC, SGO, ULS), o que permitiu o contato com espécimes de trepadeiras coletados em diversos países e formações vegetais. Viagens a campo, assim como a análise dos dados e a redação da maioria dos artigos foram realizadas durante o estágio no Laboratório de Ecologia Funcional da *Universidad de La Serena*, Chile. Foram 10 meses de estágio, sendo quatro correspondentes ao estágio sanduíche.

Além dos quatro artigos incluídos na presente tese, outros trabalhos também resultaram dos estudos realizados durante o doutorado. Cinco resumos foram enviados a congressos e apresentados sob forma de pôster, sendo três em congressos internacionais e dois em congressos nacionais. Além disso, uma apresentação oral foi realizada em um congresso internacional. Os dados obtidos durante o doutorado também servirão de subsídio para a revisão da Lista de Espécies Ameaçadas do Rio Grande do Sul, especialmente no que se refere às famílias Bignoniaceae e Convolvulaceae, e para o projeto Trepadeiras do Rio Grande do Sul (MCT/CNPq/MEC/CAPES Nº 52/2010), que está sendo desenvolvido pelo nosso grupo de pesquisa.

CONSIDERAÇÕES FINAIS

Apesar dos avanços no conhecimento de padrões florísticos e ecológicos de trepadeiras nas últimas décadas, a imensa maioria dos estudos existentes é direcionada a lianas, realizada em formações florestais e contemplam sítios situados nos trópicos (Schnitzer & Bongers, 2002; Schnitzer, 2005; van der Heidjen & Phillips, 2008, 2009; DeWalt *et al.*, 2010). Entretanto, mesmo nesse contexto de investigação, os padrões gerais de riqueza e abundância propostos são passíveis de questionamentos e os mecanismos que explicariam os mesmos ainda necessitam ser testados. No presente trabalho, mostramos que apesar das evidências consistentes de que as lianas estão negativamente associadas à precipitação e positivamente associadas à estacionalidade, há grupos de espécies que respondem de forma distinta a estes fatores, como as trepadeiras com raízes adesivas. A falta de padrões universais bem estabelecidos para trepadeiras pode ser atribuída à grande complexidade desse grupo de plantas e ao desenvolvimento recente de teorias ecológicas relacionadas ao mesmo.

As trepadeiras são componentes muito importantes na composição da flora de regiões extratropicais. Em função da ampla revisão bibliográfica realizada na região extratropical da América do Sul, foi possível detectar que a riqueza de trepadeiras ultrapassa aquela atualmente conhecida para árvores, arbustos e hemiepífitos, sendo superada somente pelas espécies herbáceas (Zuloaga *et al.*, 2008). No sul do Brasil, as trepadeiras representam 10% da flora de Angiospermas citada para a Região (Forzza *et al.*, 2010) e, no estado do Rio Grande do Sul, o número de trepadeiras se aproxima daquele conhecido para árvores (Sobral *et al.*, 2013). Além disso, a realização de coletas intensivas no sul do Brasil nos últimos anos tem revelado novos táxons para a ciência e ampliado a distribuição de muitas espécies de trepadeiras (Ferreira & Miotto, 2009; Lima, 2010; Ferreira & Miotto, 2011; Ferreira *et al.*, 2013), mostrando que, mesmo aspectos básicos como a diversidade e a taxonomia de famílias que incluem uma grande diversidade de trepadeiras, ainda necessitam ser melhor explorados na Região Sul do Brasil.

Além da contribuição em relação ao conhecimento da diversidade florística, a compilação de atributos das espécies trepadeiras e a análise de suas variações ao longo de áreas biogeográficas e de habitats representam importantes avanços na busca por padrões funcionais no grupo. A forma de crescimento parece ter grande influência na distribuição de trepadeiras em grandes escalas. Na região extratropical da América do Sul, a ocorrência de espécies de lianas é extremamente restringida em áreas temperadas, onde elas representam somente 15% das espécies de trepadeiras. Já as espécies herbáceas dominam nessas áreas, especialmente em formações não florestais. Considerando a sua importância florística, principalmente em regiões extratropicais, e as diferenças ecológicas em relação às lianas, futuras análises da distribuição de espécies de trepadeiras deverão incluir também trepadeiras herbáceas.

Outro atributo avaliado na presente tese foi o mecanismo de escalada adotado pelas espécies. As diferenças encontradas em termos de frequência de espécies que utilizam os diferentes mecanismos quando as floras de grandes áreas biogeográficas foram comparadas e as variações observadas na proporção de indivíduos em cada guilda de escalada ao longo de distintos habitats sugerem que esse atributo tem uma grande influência na distribuição de espécies e organização das comunidades de trepadeiras. O mecanismo de escalada pode ser considerado um *proxy* para outras características ecológicas das espécies, pois aquelas que compartilham o mesmo mecanismo também apresentam tolerâncias similares a alguns filtros ambientais (Putz, 1984; Putz & Holbrook, 1991). Futuros trabalhos deverão incluir uma maior quantidade de atributos de espécies trepadeiras e buscar evidências adicionais sobre similaridades ecológicas dentro das guildas de escalada.

Uma das grandes dificuldades encontradas ao trabalhar com bases de dados foi a definição de quais espécies eram realmente trepadeiras, pois uma grande quantidade de termos, a maioria deles ambíguos, são utilizados na literatura para descrever espécies que apresentam tal hábito. Expressões como arbusto trepador, árvore trepadeira, erva escandente, erva volúvel, subarbusto apoiante, trepadeira hemiepifítica, trepadeira epífita, etc. são comumente encontradas

na literatura e em fichas de herbário, colocando em dúvida o real hábito da espécie, se árvore, arbusto, subarbusto, erva, hemiepífita, epífita ou trepadeira. Sabe-se que muitas espécies podem apresentar mais de um hábito e, quando esse era o caso, as espécies foram classificadas como possuindo hábito variável. Porém, em muitos dos casos expostos acima, as descrições se referiam a espécies que são trepadeiras típicas. O uso de termos ambíguos e a inclusão errônea de espécies trepadeiras em outras formas de vida levam a uma subestimação da sua diversidade. A detalhada revisão das espécies citadas no *Catálogo de las Plantas Vasculares del Cono Sur* (Zuloaga *et al.*, 2008), por exemplo, permitiu-nos detectar 215 espécies de trepadeiras que não eram reportadas no referido catálogo ou que não eram citadas no mesmo como apresentando tal hábito. Recomenda-se, portanto, a utilização do termo trepadeiras (no inglês, *climbers* ou *climbing plants*) para as espécies mecanicamente dependentes que não perdem a conexão com o solo ao longo do seu ciclo de vida.

Na presente tese, também foi proposta a utilização do termo “hábito variável” para aquelas espécies que podem apresentar indivíduos se comportando como trepadores e outros que não apresentam tal hábito. Esse termo também foi aplicado quando as variações quanto ao hábito ocorriam no mesmo indivíduo. Como exemplos do primeiro caso podemos citar espécies de *Lantana* L., *Fuchsia* L., *Tournefortia* L., *Rubus* L. e *Senegalia* Raf., as quais podem ser observadas na forma arbustiva ou subarbustiva ou escalando suportes como verdadeiras lianas, alcançando grandes alturas na floresta. Enquanto que as espécies dos três primeiros gêneros somente se apóiam sobre a vegetação circundante para subir, aquelas pertencentes aos dois últimos possuem acúleos que ajudam a evitar o deslizamento durante a escalada. Variações quanto ao hábito dentro de um mesmo indivíduo foram observadas em algumas espécies de *Ipomoea* L. e *Muehlenbeckia* Meisn., os quais apresentam uma base ereta e somente os ápices volúveis, e em espécies de *Ipomoea* e *Macroptilium* (Benth). Urb. que possuem indivíduos que no início de sua vida são prostrados, não apresentando movimentos de circunutação, os quais aparecem posteriormente nas porções apicais do ramo em crescimento.

Quanto aos mecanismos de escalada, várias classificações estão disponíveis na literatura, com diferentes graus de detalhamento. Uma revisão das mesmas foi realizada, sendo que sete categorias principais foram selecionadas por apresentarem diferenças claras na morfologia e nas características do movimento realizado para encontrar e escalar um suporte. Além disso, para a maioria das categorias, encontramos na literatura particularidades ecológicas. Geralmente, os estudos que avaliam o mecanismo de escalada consideram um número menor de categorias, unindo dois ou três grupos, considerados como grupos independentes (ex. espécies com caules, ramos e pecíolos volúveis são geralmente unidas em “volúveis”). Considerando os resultados obtidos na análise em escala local, onde a maioria das guildas de escalada respondeu de forma distinta aos fatores ambientais, o uso de uma classificação mais detalhada parece adequado. Além disso, categorias adicionais devem ser propostas nos próximos estudos que considerem este atributo, em função da grande variação morfológica e ecológica observada dentro das trepadeiras com gavinhas. A capacidade de escalar somente pequenos diâmetros de suportes, descrita de forma geral para o grupo, parece aplicável somente a trepadeiras com gavinhas do tipo simples, enquanto que, para aquelas com gavinhas trífidas e com ventosas, há algumas evidências de que elas podem escalar grandes diâmetros de suporte.


Referências

- DeWalt, S.J., Schnitzer, S.A., Chave, J., Bongers, F., Burnham, R.J., Cai, Z.Q., Chuyong, G., Clark, D.B., Ewango, C.E.N., Gerwing, J.J., Gortaire, E., Hart, T., Ibarra-Manriquez, G., Ickes, K., Kenfack, D., Macia, M.J., Makana, J.R., Martinez-Ramos, M., Mascaro, J., Moses, S., Muller-Landau, H.C., Parren, M.P.E., Parthasarathy, N., Perez-Salicrup, D.R., Putz, F.E., Romero-Saltos, H. & Thomas, D. (2010) Annual Rainfall and Seasonality Predict Pan-tropical Patterns of Liana Density and Basal Area. *Biotropica*, **42**, 309-317.
- Ferreira, P.P.A. & Miotto, S.T.S. (2009) Sinopse das espécies de *Ipomoea* L.(Convolvulaceae) ocorrentes no Rio Grande do Sul, Brasil. *Revista Brasileira de Biociências*, **7**, 440-453.



- Ferreira, P.P.A. & Miotto, S.T.S. (2011) Three new species of *Ipomoea* L.(Convolvulaceae) from Southern Brazil. *Kew Bulletin*, **66**, 289-294.
- Ferreira, P.P.A., Simão-Bianchini, R. & Miotto, S.T.S. (2013) Three new species of Convolvulaceae Juss. from South America. *Phytotaxa*, **135**, 27-34.
- Forzza, R.C., Baumgratz, J.F., Bicudo, C.E.M., Carvalho Junior, A., Costa, A., Costa, D.P., Hopkins, M.J.G., Leitman, P., Lohmann, L.G., Maia, L.C., Martinelli, G., Menezes, M., Morim, M.P., Coelho, M.N., Peixoto, A.L., Pirani, J.R., Prado, J., Queiroz, L.P., Souza, V.C., Stehmann, J., Sylvestre, L., Walter, B.M.T. & Zappi, D. (2010) *Catálogo das plantas e fungos do Brasil*. 1 ed. v.1 e 2. Andrea Jakobsson Estúdio & Jardim Botânico do Rio de Janeiro, Rio de Janeiro.
- Gentry, A.H. (1991) The distribution and evolution of climbing plants. *The biology of vines* (eds F. E. Putz & H. A. Money), pp. 3-52. Cambridge University Press, Cambridge.
- Lima, L.F.P. (2010) *Estudos taxonômicos e morfopolínicos em Cucurbitaceae brasileiras.*, Universidade Federal do Rio Grande do Sul, Porto Alegre, 232 p.
- Putz, F.E. (1984) The natural history of lianas on Barro Colorado Island, Panama. *Ecology*, **65**, 1713-1724.
- Putz, F.E. & Holbrook, N.M. (1991) Biomechanical studies of vines. *The biology of vines* (eds F. E. Putz & H. A. Money), pp. 73-98. Cambridge University Press, Cambridge.
- Schnitzer, S.A. (2005) A mechanistic explanation for global patterns of liana abundance and distribution. *American Naturalist*, **166**, 262-276.
- Schnitzer, S.A. & Bongers, F. (2002) The ecology of lianas and their role in forests. *Trends in Ecology & Evolution*, **17**, 223-230.
- Sobral, M., Jarenkow, J.A., Brack, P., Irgang, B.E., Larocca, J. & Rodrigues, R.S. (2013) *Flora arbórea e arborescente do Rio Grande do Sul*. 2 ed. RiMa/Novo Ambiente, Sao Paulo, 357 p.
- van der Heijden, G.M.F. & Phillips, O.L. (2008) What controls liana success in Neotropical forests? *Global Ecology and Biogeography*, **17**, 372-383.

- van der Heijden, G.M.F. & Phillips, O.L. (2009) Environmental effects on Neotropical liana species richness. *Journal of Biogeography*, **36**, 1561-1572.
- Zuloaga, F.O., Morrone, O. & Beltrano, M.J. (2008) Catálogo de las plantas vasculares del Cono Sur. *Monographs in Systematic Botany from the Missouri Botanical Garden*, **107**, 1-3486.


ANEXOS




ANEXO 1. Grupos de trepadeiras definidos com base no mecanismo de escalada adotado pelas espécies. (a) apoiantes, (b) com ramos laterais volúveis, (c) com pecíolos volúveis, (d) com gavinhas, (e) com raízes adesivas, (f) apoiantes com acúleos ou espinhos, (g) volúveis.



ANEXO 2. Espécies de trepadeiras herbáceas observadas em formações campestres e/ou savânicas, no sul do Brasil. (a-b) *Ipomoea nitida* Griseb., (c-d) *Lathyrus nervosus* Lam., (e-f) *Araujia angustifolia* (Hook. & Arn.) Decne.



ANEXO 3. Espécies de trepadeiras herbáceas que ocorrem em formações vegetais conhecidas como *matorrales*, localizadas no centro e norte do Chile. (a-b) *Sicyos baderoa* Hook. & Arn., (c-d) *Convolvulus chilensis* Pers., (e-f) *Dioscorea* cf. *humifusa* Poepp.



ANEXO 4. Espécies de trepadeiras lenhosas compartilhadas entre a região tropical e área subtropical da América do Sul, as quais foram observadas em formações florestais no sul do Brasil ocorrendo de forma abundante, tanto no interior quanto na borda das florestas. (a-b) *Cuspidaria convoluta* (Vell.) A.H. Gentry, (c-d) *Dolichandra unguis-cati* (L.) L.G. Lohmann, (e-f) *Amphilophium crucigerum* (L.) L.G. Lohmann.



ANEXO 5. Espécies de trepadeiras lenhosas endêmicas da área temperada da América do Sul observadas em florestas temperadas úmidas, localizadas no sul do Chile. (a-b) *Campsidium valdivianum* (Phil.) Skotts. (c-d) *Asteranthera ovata* (Cav.) Hanst. (e-f) *Mitraria coccinea* Cav.

ANEXO 6. Climbing species cited for the extratropical region of South America, their respective classification into climbing mechanisms (C.M.), growth forms (G.F.) and their presence (x) in the subtropical (SUB) and temperate (TEM) areas and in the tropical region (TRO). Asterisks (*) indicate species with a variable habit.

FAMILY/SPECIES	C. M.	G. F.	TRO	SUB	TEM
ACANTHACEAE					
<i>Mendoncia puberula</i> Mart.	twiner	vine	x	x	
<i>M. velloziana</i> Mart.	twiner	vine	x	x	
ALSTROEMERIACEAE					
<i>Bomarea dulcis</i> (Hook.) Beauverd*	twiner	vine	x	x	
<i>B. edulis</i> (Tussac) Herb.	twiner	vine	x	x	
<i>B. ovata</i> (Cav.) Mirb.*	twiner	vine	x	x	
<i>B. salsilla</i> (L.) Herb.	twiner	vine			x
<i>Luzuriaga polyphylla</i> (Hook.) J.F. Macbr.	root-climber	vine			x
<i>L. radicans</i> Ruiz & Pav.	root-climber	vine			x
AMARANTHACEAE					
<i>Chamissoa altissima</i> (Jacq.) Kunth*	scrambler	liana	x	x	x
<i>Gomphrena vaga</i> Mart.*	scrambler	liana	x	x	
<i>Hebanthe eriantha</i> (Poir.) Pedersen*	scrambler	liana	x	x	
<i>H. occidentalis</i> (R.E. Fr.) Borsch & Pedersen*	scrambler	liana	x	x	
<i>H. pulverulenta</i> Mart.*	scrambler	liana	x	x	
APOCYNACEAE					
<i>Araujia angustifolia</i> (Hook. & Arn.) Decne.	twiner	vine		x	x
<i>A. brachystephana</i> (Griseb.) Fontella & Goyder	twiner	vine	x	x	x
<i>A. herzogii</i> (Schltr.) Fontella & Goyder	twiner	vine	x	x	x
<i>A. megapotamica</i> (Spreng.) Don	twiner	vine		x	x
<i>A. odorata</i> (Hook. & Arn.) Fontella & Goyder	twiner	vine	x	x	x
<i>A. plumosa</i> Schldtl.	twiner	vine	x	x	
<i>A. scalae</i> (Hicken) Fontella & Goyder	twiner	vine			x
<i>A. sericifera</i> Brot.	twiner	vine	x	x	x
<i>A. stormiana</i> Morong	twiner	vine	x	x	
<i>A. stuckertiana</i> (Heger) Fontella & Goyder	twiner	vine	x	x	x
<i>A. variegata</i> (Griseb.) Fontella & Goyder	twiner	vine	x	x	
<i>Blepharodon ampliflorum</i> E.Fourn.	twiner	vine	x	x	

<i>B. angustifolium</i> Malme	twiner	vine			x	
<i>B. bicuspidatum</i> E. Fourn.	twiner	vine	x		x	
<i>B. pictum</i> (Vahl) W.D.Stevens	twiner	vine	x		x	
<i>B. reflexum</i> Malme	twiner	vine	x		x	
<i>Condylocarpon isthmicum</i> (Vell.) A.DC.	twiner	liana	x		x	x
<i>Cynanchum argentinense</i> Liede	twiner	vine			x	
<i>C. caudiculatum</i> Rapini	twiner	vine			x	
<i>C. montevidense</i> Spreng.	twiner	vine	x		x	x
<i>C. rioparanense</i> Sundell	twiner	vine	x		x	
<i>C. samuelssonii</i> Malme	twiner	vine			x	
<i>Diplolepis boerhaviifolia</i> (Hook. & Arn.) Liede & Rapini	twiner	vine			x	x
<i>D. bulligera</i> (Speg.) Hechem & C. Ezcurra	twiner	vine				x
<i>D. descolei</i> (T. Mey.) Liede & Rapini	twiner	vine				x
<i>D. diemii</i> (T. Mey.) Hechem & C. Ezcurra	twiner	vine				x
<i>D. geminiflora</i> (Decne.) Liede & Rapini	twiner	vine			x	x
<i>D. menziesii</i> Schult. f.	twiner	vine				x
<i>D. mucronata</i> (Decne.) Hechem & C. Ezcurra	twiner	vine				x
<i>D. myrtifolia</i> (Hook. & Arn.) Hechem & C. Ezcurra	twiner	vine				x
<i>D. pachyphylla</i> (Decne.) Hechem & C. Ezcurra	twiner	vine				x
<i>D. viridis</i> (Phil.) Hechem & C. Ezcurra*	twiner	vine			x	
<i>Ditassa burchellii</i> Hook. & Arn.	twiner	vine	x		x	x
<i>D. edmundoi</i> Fontella & C. Valente	twiner	vine			x	
<i>D. hispida</i> (Vell.) Fontella	twiner	vine	x		x	
<i>D. racemosa</i> Britton	twiner	vine	x		x	
<i>D. tomentosa</i> (Decne.) Fontella	twiner	vine	x		x	
<i>Elytropus chilensis</i> (A. DC.) Müll. Arg.	twiner	liana				x
<i>Fischeria stellata</i> (Vell.) E. Fourn.	twiner	vine	x		x	
<i>Forsteronia correntina</i> C. Ezcurra & Tressens	twiner	liana			x	
<i>F. glabrescens</i> Müll. Arg.	twiner	liana	x		x	x
<i>F. leptocarpa</i> (Hook. & Arn.) A. DC.	twiner	liana	x		x	
<i>F. pubescens</i> A.DC.	twiner	liana	x		x	
<i>F. refracta</i> Müll. Arg.	twiner	liana	x		x	
<i>F. rufa</i> Müll.Arg.	twiner	liana	x		x	
<i>F. thyrsoides</i> (Vell.) Müll.Arg.	twiner	liana	x		x	

<i>F. velloziana</i> (A.DC.) Woodson	twiner	liana	x	x	
<i>Funastrum clausum</i> (Jacq.) Schltr.	twiner	vine	x	x	x
<i>F. flavum</i> (Decne.) Malme	twiner	vine		x	x
<i>F. gracile</i> (Decne.) Schltl.	twiner	vine	x	x	
<i>Gonolobus parviflorus</i> Decne.	twiner	vine	x	x	x
<i>G. rostratus</i> (Vahl) Roem. & Schult.	twiner	vine	x	x	
<i>Jobinia connivens</i> (Hook. & Arn.) Malme	twiner	vine	x	x	x
<i>J. glossostelma</i> (Lillo ex T. Mey.) Liede & Meve	twiner	vine		x	
<i>J. hatschbachii</i> Fontella & E.A.Schwarz	twiner	vine		x	
<i>J. lindbergii</i> E. Fourn.	twiner	vine	x	x	
<i>J. paranaensis</i> Fontella & C. Valente	twiner	liana		x	
<i>Macroscepis aurea</i> E. Fourn.	twiner	liana	x	x	
<i>M. dutrae</i> (Malme) Morillo	twiner	liana		x	
<i>M. magnifica</i> Malme	twiner	liana	x	x	
<i>Macropharynx meyeri</i> (C. Ezcurra) Xifreda	twiner	liana		x	
<i>Mandevilla angustifolia</i> (Malme) Woodson	twiner	vine	x	x	
<i>M. atrovioleacea</i> (Stadelm.) Woodson	twiner	vine	x	x	
<i>M. brachyloba</i> (Müll. Arg.) K. Schum.	twiner	vine	x	x	
<i>M. funiformis</i> (Vell.) K. Schum.	twiner	vine	x	x	
<i>M. grata</i> Woodson	twiner	vine		x	
<i>M. hirsuta</i> (Rich.) K. Schum.	twiner	liana	x	x	
<i>M. laxa</i> (Ruiz & Pav.) Woodson	twiner	vine	x	x	
<i>M. pentlandiana</i> (A.DC.) Woodson	twiner	vine	x	x	x
<i>M. scabra</i> (Hoffmanns. ex Roem. & Schult.) K.Schum.	twiner	vine	x	x	
<i>M. sellowii</i> (Müll. Arg.) Woodson	twiner	vine	x	x	
<i>M. urophylla</i> (Hook. f.) Woodson	twiner	liana	x	x	
<i>Marsdenia altissima</i> (Jacq.) Dugand	twiner	liana	x	x	
<i>M. castillonii</i> Lillo ex T. Mey.	twiner	liana	x	x	
<i>M. guaranitica</i> Malme	twiner	liana		x	
<i>M. hatschbachii</i> Morillo	twiner	liana		x	
<i>M. hilariana</i> E.Fourn.	twiner	liana	x	x	
<i>M. macrophylla</i> (Humb. & Bonpl. ex Schult.) E. Fourn.	twiner	liana	x	x	
<i>M. malmeana</i> Rothe	twiner	liana	x	x	
<i>M. montana</i> Malme	twiner	liana	x	x	x

<i>M. tressensiae</i> S.A. Cáceres & Morillo	twiner	liana		x	
<i>M. ulei</i> Schltr. & W. Rothe	twiner	liana	x		x
<i>Matelea calchaquina</i> C. Ezcurra & Belgrano*	twiner	liana			x
<i>M. chacoensis</i> Goyder	twiner	vine	x		x
<i>M. denticulata</i> (Vahl) Fontella & E.A.Schwarz	twiner	vine	x		x
<i>M. dusenii</i> Morillo	twiner	vine			x
<i>M. fiebrigii</i> (Schltr.) Goyder	twiner	vine	x		x
<i>M. foetida</i> (Griseb.) C. Ezcurra & Belgrano	twiner	vine	x		x
<i>M. friesii</i> (Malme) Goyder	twiner	vine	x		x
<i>M. glaziovii</i> (E. Fourn.) Morillo	twiner	vine	x		x
<i>M. hatschbachii</i> (Fontella & Valente) Morillo	twiner	vine			x
<i>M. orthosoides</i> (E.Fourn.) Fontella	twiner	vine	x		x
<i>M. pyrrhotricha</i> (Decne.) Fontella	twiner	vine			x
<i>M. reitzii</i> Fontella	twiner	vine			x
<i>M. schreiteri</i> (T. Mey.) Pontiroli	twiner	vine	x		x
<i>Mesechites mansoanus</i> (A.DC.) Woodson	twiner	vine	x		x
<i>M. trifidus</i> (Jacq.) Müll. Arg.	twiner	liana	x		x
<i>Metastelma microgynostegia</i> Pontiroli	twiner	vine			x
<i>M. oranensis</i> Lillo ex T. Mey.	twiner	vine	x		x
<i>M. tubatum</i> Griseb.	twiner	vine	x		x
<i>Orthosia congesta</i> Decne.	twiner	vine	x		x
<i>O. dusenii</i> (Malme) Fontella	twiner	vine			x
<i>O. guillemianiana</i> (Decne.) Liede & Meve	twiner	vine	x		x
<i>O. hatschbachii</i> Fontella & Goes	twiner	vine			x
<i>O. latipes</i> (Decne.) Malme	twiner	vine			x
<i>O. loandensis</i> Fontella & Valente	twiner	vine	x		x
<i>O. multiflora</i> E.Fourn.	twiner	vine	x		x
<i>O. scoparia</i> (Nutt.) Liede & Meve	twiner	vine	x	x	x
<i>O. urceolata</i> E. Fourn.	twiner	vine	x		x
<i>O. virgata</i> (Poir.) E. Fourn.	twiner	vine	x	x	x
<i>Oxypetalum alpinum</i> (Vell.) Fontella	twiner	vine	x		x
<i>O. appendiculatum</i> Mart.	twiner	vine	x	x	x
<i>O. arachnoideum</i> E.Fourn.	twiner	vine	x		x
<i>O. balansae</i> Malme	twiner	vine	x	x	x

<i>O. banksii</i> R.Br. ex Schult.	twiner	vine	x	x		
<i>O. barberoanum</i> T. Mey.	twiner	vine			x	
<i>O. brachystemma</i> Malme	twiner	vine	x	x		
<i>O. erianthum</i> Decne.	twiner	vine	x	x		
<i>O. fiebrigii</i> (Malme) Goyder & Rapini	twiner	vine	x	x		
<i>O. glabrum</i> (Decne.) Malme	twiner	vine	x	x		
<i>O. hoehnei</i> Malme	twiner	vine	x	x		
<i>O. insigne</i> (Decne.) Malme	twiner	vine	x	x		
<i>O. karstenianum</i> Goyder & Rapini	twiner	vine			x	
<i>O. kleinii</i> Fontella & Marquete	twiner	vine			x	
<i>O. longipedunculatum</i> (Malme) Goyder & Rapini	twiner	vine			x	
<i>O. macrolepis</i> (Hook. & Arn.) Decne.	twiner	vine			x	x
<i>O. megapotamicum</i> Spreng.	twiner	vine			x	x
<i>O. molle</i> Hook. & Arn.	twiner	vine	x	x		
<i>O. mosenii</i> (Malme) Malme	twiner	vine	x	x		
<i>O. oblanceolatum</i> Farinaccio & Mello-Silva	twiner	vine			x	
<i>O. obtusifolium</i> Malme	twiner	vine			x	
<i>O. ostenii</i> Malme	twiner	vine			x	
<i>O. pachyglossum</i> Decne.	twiner	vine	x	x		
<i>O. pachygynum</i> Decne.	twiner	vine	x	x		
<i>O. pannosum</i> Decne.	twiner	vine	x	x	x	
<i>O. pedicellatum</i> Decne.	twiner	vine	x	x		
<i>O. pubescens</i> (Malme) Goyder & Rapini	twiner	vine			x	
<i>O. reitzii</i> Fontella & Marquete	twiner	vine			x	
<i>O. stipatum</i> Malme	twiner	vine	x	x	x	
<i>O. sublanatum</i> Malme	twiner	vine	x	x		
<i>O. sylvestre</i> (Hook. & Arn.) Goyder & Rapini	twiner	vine	x	x	x	
<i>O. tomentosum</i> Wight ex Hook. & Arn.	twiner	vine	x	x	x	
<i>O. tubatum</i> Malme	twiner	vine	x	x		
<i>O. tucumanense</i> (T. Mey.) Goyder & Rapini	twiner	vine			x	
<i>O. warmingii</i> (E.Fourn.) Fontella & Marquete	twiner	vine	x	x		
<i>O. wightianum</i> Hook. & Arn.	twiner	vine	x	x	x	
<i>P. peltatus</i> (Vell.) Woodson	twiner	liana	x	x		
<i>Peplonia adnata</i> (E.Fourn.) U.C.S.Silva & Rapini	twiner	vine	x	x		

<i>Peplonia axillaris</i> (Vell.) Fontella & Rapini	twiner	vine	x	x	
<i>P. hatschbachii</i> (Fontella & de Lamare) Fontella & Rapini	twiner	vine	x	x	
<i>P. sarcostemma</i> (Lillo) Liede & Meve	twiner	vine	x	x	
<i>Philibertia affinis</i> (Griseb.) Goyder	twiner	vine			x
<i>P. barbata</i> (Malme) Goyder	twiner	vine			x
<i>P. boliviana</i> (Baill.) Goyder	twiner	vine	x	x	
<i>P. boliviensis</i> (Schltr.) Goyder	twiner	vine	x	x	
<i>P. campanulata</i> (Lindl.) Nichols	twiner	vine	x	x	
<i>P. candolleana</i> (Hook. & Arn.) Goyder	twiner	vine			x x
<i>P. castillonii</i> (Lillo ex T. Mey.) Goyder	twiner	vine			x
<i>P. cionophora</i> (Griseb.) Goyder	twiner	vine			x
<i>P. coalita</i> (Lillo) Goyder	twiner	vine			x
<i>P. gilliesii</i> Hook. & Arn.	twiner	vine	x	x	x
<i>P. latiflora</i> (Griseb.) Goyder	twiner	vine	x	x	
<i>P. longistyla</i> Goyder	twiner	vine	x	x	
<i>P. mitophora</i> (Griseb.) Goyder	twiner	vine			x
<i>P. multiflora</i> (T. Mey.) Goyder	twiner	vine	x	x	
<i>P. nivea</i> (Griseb.) Goyder	twiner	vine			x
<i>P. picta</i> Schltr.	twiner	vine	x	x	
<i>P. speciosa</i> (Malme) Goyder	twiner	vine	x	x	
<i>P. stipitata</i> Lillo	twiner	vine	x	x	
<i>P. subnivea</i> (Malme) Goyder	twiner	vine			x
<i>P. tomentosa</i> (Decne.) Goyder	twiner	vine	x	x	
<i>P. tubata</i> (Malme) Goyder	twiner	vine			x
<i>P. tucumanensis</i> (T. Mey.) Goyder	twiner	vine			x
<i>Prestonia calycina</i> Müll. Arg.	twiner	liana	x	x	
<i>P. coalita</i> (Vell.) Woodson	twiner	vine	x	x	x
<i>P. cyaniphylla</i> (Rusby) Woodson	twiner	vine	x	x	
<i>P. dusenii</i> (Malme) Woodson	twiner	vine	x	x	
<i>P. lagoensis</i> (Müll. Arg.) Woods	twiner	vine	x	x	
<i>P. quinquangularis</i> (Jacq.) Spreng.	twiner	vine	x	x	
<i>P. riedelii</i> (Müll. Arg.) Markgr.	twiner	vine	x	x	
<i>P. tomentosa</i> R.Br.	twiner	vine	x	x	
<i>Rhabdadenia madida</i> (Vell.) Miers	twiner	vine	x	x	

<i>R. ragonesei</i> Woodson	twiner	vine	x	x	
<i>Rojasia gracilis</i> (Morong) Malme	twiner	vine	x	x	
<i>Schubertia grandiflora</i> Mart.	twiner	vine	x	x	
<i>S. schreiteri</i> Descole & T. Mey.	twiner	vine	x	x	
<i>Secondatia densiflora</i> A. DC.	twiner	liana	x	x	
<i>Tassadia berteroaana</i> (Spreng.) W.D.Stevens	twiner	vine	x	x	
<i>T. obovata</i> Decne.	twiner	vine	x	x	
<i>Temnadenia odorifera</i> (Vell.) J.F. Morales	twiner	vine	x	x	
<i>T. violacea</i> (Vell.) Miers	twiner	vine	x	x	
<i>Tweedia andina</i> (Phil.) G.H. Rua*	twiner	vine			x
<i>T. birostrata</i> (Hook. & Arn.) Hook. & Arn.	twiner	vine		x	x
<i>T. brunonis</i> Hook. & Arn.	twiner	vine	x	x	x
<i>T. stipitata</i> G.H. Rua & Liede	twiner	vine			x
ARALIACEAE					
<i>Raukaua valdiviensis</i> (Gay) Frodin	root-climber	liana			x
ARISTOLOCHACEAE					
<i>Aristolochia arcuata</i> Mast.*	twiner	vine	x	x	
<i>A. argentina</i> Griseb.	twiner	liana	x	x	x
<i>A. burelae</i> Herzog	twiner	liana	x	x	
<i>A. chamissonis</i> (Klotzsch) Duch.	twiner	liana	x	x	
<i>A. elegans</i> Mast.	twiner	liana	x	x	x
<i>A. esperanzae</i> Kuntze	twiner	liana	x	x	
<i>A. gibertii</i> Hook.	twiner	liana	x	x	
<i>A. labiata</i> Willd.	twiner	liana	x	x	
<i>A. macroura</i> Ortega	twiner	liana	x	x	x
<i>A. melanoglossa</i> Speg.	twiner	liana		x	
<i>A. melastoma</i> Silva Manso ex Duch.	twiner	liana	x	x	
<i>A. odoratissima</i> L.	twiner	liana	x	x	
<i>A. oranensis</i> Ahumada	twiner	liana		x	
<i>A. paulistana</i> Hoehne	twiner	liana	x	x	
<i>A. robertii</i> Ahumada	twiner	liana		x	
<i>A. schreiteri</i> Ahumada	twiner	liana	x	x	
<i>A. stomachoides</i> Hoehne	twiner	liana	x	x	
<i>A. triangularis</i> Cham.	twiner	liana	x	x	x

<i>A. wendeliana</i> Hoehne	twiner	liana	x	x	
<i>Euglypha rojasiana</i> Chodat & Hassl.	twiner	liana	x	x	
ASPARAGACEAE					
<i>Herreria bonplandii</i> Lecomte	twiner	liana		x	x
<i>H. montevidensis</i> Klotzsch ex Griseb.	twiner	liana	x	x	x
<i>H. stellata</i> Ruiz & Pav.	twiner	liana			x
ASTERACEAE					
<i>Baccharis anomala</i> DC.	scrambler	liana	x	x	x
<i>B. conyzoides</i> (Less.) DC.*	scrambler	liana	x	x	
<i>B. trinervis</i> Pers.	scrambler	liana	x	x	
<i>B. quitensis</i> Kunth	scrambler	liana	x	x	
<i>B. vincifolia</i> Baker*	scrambler	liana	x	x	x
<i>Bidens segetum</i> Mart. ex Colla	scrambler	vine	x	x	
<i>B. squarrosa</i> Less.	scrambler	vine	x	x	
<i>Calea pinnatifida</i> (R.Br.) Less.	scrambler	liana	x	x	x
<i>Cyrtocymura scorpioides</i> (Lam.) H.Rob.*	scrambler	liana	x	x	x
<i>Heterocondylus vitalbae</i> (DC.) R.M.King & H.Rob.	scrambler	liana	x	x	
<i>Lepidaploa balansae</i> (Chodat) H.Rob.*	scrambler	liana	x	x	
<i>Mikania anisodora</i> Hassl.	twiner	liana	x	x	
<i>M. argyreiae</i> DC.	twiner	liana	x	x	
<i>M. buchtienii</i> B.L. Rob.	twiner	liana	x	x	
<i>M. buddleiaefolia</i> DC.	twiner	liana	x	x	
<i>M. burchellii</i> Baker	twiner	liana	x	x	
<i>M. campanulata</i> Gardner	twiner	vine	x	x	
<i>M. capricorni</i> B.L.Rob.	twiner	vine	x	x	x
<i>M. chlorolepis</i> Baker	twiner	liana	x	x	
<i>M. clematidifolia</i> Dusén	twiner	vine	x	x	
<i>M. cordifolia</i> (L.f.) Willd.	twiner	vine	x	x	x
<i>M. cynanchifolia</i> Hook. & Arn. ex B.L.Rob.	twiner	vine	x	x	x
<i>M. daspitti</i> W.C. Holmes & McDaniel	twiner	liana		x	
<i>M. diversifolia</i> DC.	twiner	vine	x	x	
<i>M. dusenii</i> B.L.Rob.	twiner	vine		x	x
<i>M. euryanthela</i> (Malme) W.C. Holmes	twiner	vine		x	
<i>M. glomerata</i> Spreng.	twiner	liana	x	x	x

<i>M. guaco</i> Bonpl.	twiner	liana	x	x	
<i>M. guaranitica</i> Hassl.	twiner	vine		x	
<i>M. haenkeana</i> DC.	twiner	vine	x	x	
<i>M. hastato-cordata</i> Malme	twiner	vine	x	x	x
<i>M. hemisphaerica</i> Sch.Bip. ex Baker	twiner	liana	x	x	
<i>M. hirsutissima</i> DC.	twiner	liana	x	x	
<i>M. hoehnei</i> B.L.Rob.	twiner	vine	x	x	
<i>M. hoffmanniana</i> Dusén	twiner	liana	x	x	
<i>M. involucrata</i> Hook. & Arn.	twiner	vine	x	x	x
<i>M. jujuyensis</i> Cabrera	twiner	vine		x	
<i>M. laevigata</i> Sch.Bip. ex Baker	twiner	liana	x	x	
<i>M. lanuginosa</i> DC.	twiner	liana	x	x	
<i>M. lasiandrae</i> DC.	twiner	liana	x	x	
<i>M. ligustrifolia</i> DC	twiner	liana	x	x	
<i>M. lindbergii</i> Baker	twiner	liana	x	x	
<i>M. lindleyana</i> DC.	twiner	liana	x	x	
<i>M. lundiana</i> DC.	twiner	liana	x	x	
<i>M. mendocina</i> Phil.	twiner	vine			x
<i>M. micrantha</i> Kunth	twiner	vine	x	x	x
<i>M. microcephala</i> DC.	twiner	liana	x	x	
<i>M. microlepis</i> Baker	twiner	liana	x	x	
<i>M. microptera</i> DC.	twiner	liana	x	x	
<i>M. minima</i> (Baker) B.L. Rob.	twiner	vine		x	
<i>M. obsoleta</i> (Vell.) G.M.Barroso	twiner	liana	x	x	
<i>M. oreophila</i> Ritter & Miotto	twiner	liana	x	x	
<i>M. orleansensis</i> Hieron.	twiner	liana		x	
<i>M. paniculata</i> DC.	twiner	liana	x	x	
<i>M. paranensis</i> Dusén	twiner	liana		x	
<i>M. parodii</i> Cabrera	twiner	vine	x	x	x
<i>M. periplocifolia</i> Hook. & Arn.	twiner	vine	x	x	x
<i>M. pilcomayensis</i> (Hassl.) B.L. Rob.	twiner	liana		x	
<i>M. pseudohoffmanniana</i> G.M.Barroso	twiner	liana	x	x	
<i>M. pseudorimachii</i> W.C. Holmes & McDaniel	twiner	liana		x	
<i>M. rufescens</i> Sch.Bip. ex Baker	twiner	liana	x	x	

<i>M. saltensis</i> Hieron.	twiner	vine	x	x	
<i>M. salviifolia</i> Gardner	twiner	liana	x	x	
<i>M. sericea</i> Hook. & Arn.	twiner	liana	x	x	
<i>M. setigera</i> Sch.Bip.	twiner	liana	x	x	
<i>M. siambonensis</i> Hieron.	twiner	vine		x	
<i>M. smaragdina</i> Dusén ex Malme	twiner	liana	x	x	
<i>M. smilacina</i> DC.	twiner	liana	x	x	
<i>M. summinima</i> W.C. Holmes	twiner	vine		x	
<i>M. ternata</i> (Vell.) B.L.Rob.	twiner	vine	x	x	x
<i>M. thyrsoides</i> Baker	twiner	liana	x	x	
<i>M. trachypleura</i> B.L.Rob.	twiner	vine	x	x	x
<i>M. triangularis</i> Baker	twiner	liana	x	x	
<i>M. trinervis</i> Hook. & Arn.	twiner	liana	x	x	
<i>M. ulei</i> Hieron.	twiner	liana	x	x	
<i>M. urticifolia</i> Hook. & Arn.	twiner	vine	x	x	x
<i>M. variifolia</i> Hieron.	twiner	vine		x	x
<i>M. vitifolia</i> DC.	twiner	vine	x	x	
<i>Mutisia acuminata</i> Ruiz & Pav*	tendrill-bearer	vine	x	x	
<i>M. araucana</i> Phil.	tendrill-bearer	vine			x
<i>M. brachyantha</i> Phil.	tendrill-bearer	vine			x
<i>M. burkartii</i> Cabrera	tendrill-bearer	vine			x
<i>M. campanulata</i> Less.	tendrill-bearer	vine	x	x	
<i>M. cana</i> Poepp.	tendrill-bearer	vine		x	x
<i>M. castellanosi</i> Cabrera	tendrill-bearer	vine		x	x
<i>M. coccinea</i> A.St.-Hil.	tendrill-bearer	vine	x	x	x
<i>M. decurrens</i> Cav.	tendrill-bearer	vine			x
<i>M. friesiana</i> Cabrera	tendrill-bearer	vine	x	x	
<i>M. hamata</i> Reiche	tendrill-bearer	vine	x	x	
<i>M. ilicifolia</i> Hook.	tendrill-bearer	vine			x
<i>M. involucrata</i> Phil.	tendrill-bearer	vine			x
<i>M. lanigera</i> Wedd.	tendrill-bearer	vine		x	
<i>M. latifolia</i> D. Don	tendrill-bearer	vine			x
<i>M. macrophylla</i> Phil.	tendrill-bearer	vine			x
<i>M. oligodon</i> Poepp. & Endl.	tendrill-bearer	vine			x

<i>M. retrorsa</i> Cav.	tendrill-bearer	vine				x
<i>M. rosea</i> Poepp. ex Less.	tendrill-bearer	vine				x
<i>M. saltensis</i> Cabrera	tendrill-bearer	vine			x	
<i>M. sinuata</i> Cav.	tendrill-bearer	vine			x	x
<i>M. speciosa</i> Hook.	tendrill-bearer	vine	x	x		x
<i>M. spectabilis</i> Phil.	tendrill-bearer	vine				x
<i>M. spinosa</i> Ruiz & Pav.	tendrill-bearer	vine				x
<i>M. splendens</i> Renjifo	tendrill-bearer	vine				x
<i>M. subspinosa</i> Cav.	tendrill-bearer	vine			x	x
<i>M. subulata</i> Ruiz & Pav.	tendrill-bearer	vine				x
<i>M. tridens</i> Poepp. ex Less.	tendrill-bearer	vine				x
<i>Pentacalia desiderabilis</i> (Vell.) Cuatrec.	scrambler	liana	x	x		
<i>Piptocarpha leprosa</i> (Less.) Baker	scrambler	liana	x	x		
<i>P. notata</i> (Less.) Baker	scrambler	liana	x	x		
<i>P. oblonga</i> (Gardner) Baker	scrambler	liana	x	x		
<i>P. quadrangularis</i> (Vell.) Baker	scrambler	liana	x	x		
<i>P. ramboi</i> G.Lom.Sm.	scrambler	liana			x	
<i>P. sellowii</i> (Sch.Bip.) Baker	scrambler	liana	x	x		
<i>Pseudogynoxys cabreræ</i> H.Rob. & Cuatrec.	scrambler	vine	x	x		
<i>Trixis antimenorrhoea</i> (Schrank) Kuntze*	scrambler	liana	x	x		x
BASELLACEAE						
<i>Anredera cordifolia</i> (Ten.) Steenis	twiner	vine	x	x		x
<i>A. krapovickasii</i> (Villa) Sperling	twiner	vine	x	x		
<i>A. tucumanensis</i> (Lillo & Hauman) Sperling	twiner	vine	x	x		
BEGONIACEAE						
<i>Begonia convolvulacea</i> (Klotzsch) A.DC	root-climber	liana	x	x		
<i>B. fruticosa</i> (Klotzsch) A.DC.	root-climber	liana	x	x		
<i>B. radicans</i> Vell.	root-climber	liana	x	x		
BERBERIDOPSISACEAE						
<i>Berberidopsis corallina</i> Hook. f.	twiner	liana				x
BIGNONIACEAE						
<i>Adenocalymma bracteatum</i> (Cham.) DC.	tendrill-bearer	liana	x	x		
<i>A. comosum</i> (Cham.) DC.	tendrill-bearer	liana	x	x		
<i>A. dusenii</i> Kraenzl.	tendrill-bearer	liana			x	

<i>A. hatschbachii</i> A.H.Gentry	tendrill-bearer	liana		x	
<i>A. marginatum</i> (Cham.) DC.	tendrill-bearer	liana	x	x	
<i>A. paulistarum</i> Bureau & K. Schum.	tendrill-bearer	liana	x	x	
<i>A. scansile</i> Miers	tendrill-bearer	liana	x	x	
<i>Amphilophium bracteatum</i> (Cham.) L.G.Lohmann	tendrill-bearer	liana	x	x	
<i>A. crucigerum</i> (L.) L.G.Lohmann	tendrill-bearer	liana	x	x	x
<i>A. cynanchoides</i> (DC.) L.G. Lohmann	tendrill-bearer	liana	x	x	x
<i>A. dolichooides</i> (Cham.) L.G.Lohmann	tendrill-bearer	liana	x	x	
<i>A. elongatum</i> (Vahl) L.G.Lohmann	tendrill-bearer	liana	x	x	
<i>A. falcatum</i> (Vell.) L.G.Lohmann	tendrill-bearer	liana	x	x	
<i>A. neoglaziovii</i> L.G.Lohmann	tendrill-bearer	liana	x	x	
<i>A. paniculatum</i> (L.) Kunth	tendrill-bearer	liana	x	x	
<i>A. pannosum</i> (DC.) Bureau & K. Schum.	tendrill-bearer	liana	x	x	
<i>A. sandwithii</i> Fabris	tendrill-bearer	liana	x	x	
<i>Anemopaegma chamberlaynii</i> (Sims) Bureau & K.Schum.	tendrill-bearer	liana	x	x	
<i>A. flavum</i> Morong	tendrill-bearer	liana	x	x	
<i>A. prostratum</i> DC.	tendrill-bearer	liana	x	x	
<i>Bignonia binata</i> Thunb.	tendrill-bearer	liana	x	x	
<i>B. callistegioides</i> Cham.	tendrill-bearer	liana	x	x	x
<i>B. decora</i> (S.Moore) L.G.Lohmann	tendrill-bearer	liana	x	x	
<i>B. sciuripabula</i> (K.Schum.) L.G.Lohmann	tendrill-bearer	liana	x	x	
<i>Campsidium valdivianum</i> (Phil.) Skottsbo.	twiner	liana			x
<i>Cuspidaria convoluta</i> (Vell.) A.H.Gentry	tendrill-bearer	liana	x	x	x
<i>Dolichandra chodatii</i> (Hass.) L.G.Lohmann	tendrill-bearer	liana	x	x	
<i>D. cynanchoides</i> Cham.	tendrill-bearer	liana	x	x	x
<i>D. dentata</i> (K.Schum.) L.G.Lohmann	tendrill-bearer	liana	x	x	x
<i>D. quadrivalvis</i> (Jacq.) L.G.Lohmann	tendrill-bearer	liana	x	x	x
<i>D. uncatata</i> (Andrews) L.G.Lohmann	tendrill-bearer	liana	x	x	x
<i>D. unguiculata</i> (Vell.) L.G.Lohmann	tendrill-bearer	liana	x	x	
<i>D. unguis-cati</i> (L.) L.G.Lohmann	tendrill-bearer	liana	x	x	x
<i>Eccremocarpus scaber</i> Ruiz & Pav.	tendrill-bearer	vine			x
<i>Fridericia caudigera</i> (S.Moore) L.G.Lohmann	tendrill-bearer	liana	x	x	
<i>F. chica</i> (Bonpl.) L.G.Lohmann	tendrill-bearer	liana	x	x	x
<i>F. dichotoma</i> (Jacq.) L.G.Lohmann	tendrill-bearer	liana	x	x	

<i>F. florida</i> (DC.) L.G.Lohmann	tendrill-bearer	liana	x	x	
<i>F. leucopogon</i> (Cham.) L.G. Lohmann	tendrill-bearer	liana	x	x	
<i>F. mutabilis</i> (Bureau & K.Schum.) L.G.Lohmann	tendrill-bearer	liana	x	x	
<i>F. pubescens</i> (L.) L.G.Lohmann	tendrill-bearer	liana	x	x	
<i>F. pulchella</i> (Cham.) L.G. Lohmann	tendrill-bearer	liana	x	x	
<i>F. samydoides</i> (Cham.) L.G.Lohmann	tendrill-bearer	liana	x	x	
<i>F. speciosa</i> Mart.	tendrill-bearer	liana	x	x	
<i>F. triplinervia</i> (Mart. ex DC.) L.G. Lohmann	tendrill-bearer	liana	x	x	
<i>F. truncata</i> (Sprague) L.G. Lohmann	tendrill-bearer	liana	x	x	
<i>Lundia virginalis</i> DC.	tendrill-bearer	liana	x	x	
<i>Mansoa difficilis</i> (Cham.) Bureau & K.Schum.	tendrill-bearer	liana	x	x	
<i>Perianthomega vellozoi</i> Bureau	twiner	liana	x	x	
<i>Pyrostegia venusta</i> (Ker Gawl.) Miers	tendrill-bearer	liana	x	x	
<i>Stizophyllum perforatum</i> (Cham.) Miers	tendrill-bearer	liana	x	x	
<i>Tanaecium pyramidatum</i> (Rich.) L.G.Lohmann	tendrill-bearer	liana	x	x	
<i>T. selloi</i> (Spreng.) L.G.Lohmann	tendrill-bearer	liana	x	x	x
<i>Tourretia lappacea</i> (L'Hér.) Willd.	tendrill-bearer	liana	x	x	
<i>Tynanthus cognatus</i> (Cham.) Miers	tendrill-bearer	liana	x	x	
<i>T. elegans</i> Miers	tendrill-bearer	liana	x	x	
<i>T. micranthus</i> Corr.Mello ex K.Schum.	tendrill-bearer	liana	x	x	
<i>Xylophragma myrianthum</i> (Cham. ex Steud.) Sprague	tendrill-bearer	liana	x	x	
BORAGINACEAE					
<i>Tournefortia bicolor</i> Sw.*	scrambler	liana	x	x	
<i>T. breviflora</i> DC.*	scrambler	liana	x	x	x
<i>T. gardneri</i> A.DC.*	scrambler	liana	x	x	
<i>T. membranacea</i> (Gardner) DC.*	scrambler	liana	x	x	
<i>T. paniculata</i> Cham.*	scrambler	liana	x	x	x
<i>T. rubicunda</i> Salzm. ex A.DC.*	scrambler	liana	x	x	
<i>T. salzmannii</i> DC.*	scrambler	liana	x	x	
<i>T. villosa</i> Salzm. ex DC.*	scrambler	liana	x	x	
CACTACEAE					
<i>Pereskia aculeata</i> Mill.	hook-climber	liana	x	x	x
CAMPANULACEAE					
<i>Siphocampylus convolvulaceus</i> (Cham.) G.Don	twiner	vine	x	x	

CANNABACEAE

<i>Celtis iguanaea</i> (Jacq.) Sarg.*	hook-climber	liana	x	x	x
---------------------------------------	--------------	-------	---	---	---

CAPRIFOLOIACEAE

<i>Valeriana clematitidis</i> Kunth	twiner	vine	x	x	
<i>V. scandens</i> L.	twiner	vine	x	x	x

CELASTRACEAE

<i>Anthodon decussatum</i> Ruiz & Pav.	tendrill-like branches	liana	x	x	
<i>Celastrus liebmanii</i> Standl.	tendrill-like branches	liana	x	x	
<i>Cheiloclinium serratum</i> (Cambess.) A.C. Sm.	tendrill-like branches	liana	x	x	
<i>Elachyptera festiva</i> (Miers) A.C.Sm.	tendrill-like branches	liana	x	x	
<i>E. micrantha</i> (Cambess.) A.C. Sm.	tendrill-like branches	liana	x	x	
<i>Hippocratea volubilis</i> L.	tendrill-like branches	liana	x	x	
<i>Peritassa hatschbachii</i> Lombardi	tendrill-like branches	liana	x	x	
<i>Pristimera celastroides</i> (Kunth) A.C.Sm.	tendrill-like branches	liana	x	x	x
<i>Salacia elliptica</i> (Mart. ex Schult.) G.Don*	tendrill-like branches	liana	x	x	
<i>Semialarium paniculatum</i> (Mart. ex Schult.) N.Hallé	tendrill-like branches	liana	x	x	
<i>Tontelea miersii</i> (Peyr.) A.C.Sm.	tendrill-like branches	liana	x	x	

COMBRETACEAE

<i>Combretum fruticosum</i> (Loefl.) Stuntz	scrambler	liana	x	x	x
<i>C. lanceolatum</i> Pohl ex Eichler	scrambler	liana	x	x	
<i>C. laxum</i> Jacq.	scrambler	liana	x	x	
<i>C. leprosum</i> Mart.*	scrambler	liana	x	x	
<i>C. mellifluum</i> Eichler*	scrambler	liana	x	x	

COMMELINACEAE

<i>Dichorisandra hexandra</i> (Aubl.) Kuntze ex Hand.-Mazz.*	twiner	vine	x	x	
<i>D. incurva</i> Mart. ex Schult.f.	twiner	vine	x	x	
<i>D. pubescens</i> Mart.*	twiner	vine	x	x	

CONNARACEAE

<i>Connarus rostratus</i> (Vell.) L.B.Sm.*	twiner	liana	x	x	
<i>Rourea gracilis</i> G. Schellenb.	twiner	liana	x	x	

CONVOLVULACEAE

<i>Aniseia argentina</i> (N.E. Br.) O'Donell	twiner	vine		x	x
--	--------	------	--	---	---

<i>A. martinicensis</i> (Jacq.) Choisy	twiner	vine	x	x	
<i>Bonamia balansae</i> Hallier f.	twiner	liana	x	x	
<i>B. burchellii</i> (Choisy) Hallier f.	twiner	liana	x	x	
<i>B. tomentosa</i> Hassl.	twiner	liana	x	x	
<i>Convolvulus bonariensis</i> Cav.	twiner	vine		x	x
<i>C. chilensis</i> Pers.	twiner	vine		x	x
<i>C. crenatifolius</i> Ruiz & Pav.	twiner	vine	x	x	x
<i>C. demissus</i> Choisy*	twiner	vine			x
<i>C. hermanniae</i> L'Hér.	twiner	vine	x	x	x
<i>C. lilloi</i> O'Donell	twiner	vine		x	
<i>C. schulzei</i> O'Donell	twiner	vine		x	
<i>Ipomoea acutisepala</i> O'Donell*	twiner	vine	x	x	
<i>I. alba</i> L.	twiner	vine	x	x	x
<i>I. amnicola</i> Morong	twiner	vine	x	x	
<i>I. argentinica</i> Peter	twiner	vine		x	
<i>I. aristolochiifolia</i> G. Don	twiner	vine	x	x	
<i>I. asarifolia</i> (Desr.) Roem. & Schult.*	twiner	vine	x	x	
<i>I. bonariensis</i> Hook.	twiner	vine	x	x	x
<i>I. cairica</i> (L.) Sweet	twiner	vine	x	x	x
<i>I. cheirophylla</i> O'Donell	twiner	vine	x	x	
<i>I. chiliantha</i> Hallier f.	twiner	vine	x	x	
<i>I. chodatiana</i> O'Donell*	twiner	vine	x	x	
<i>I. chondrosepala</i> Hallier f.	twiner	vine	x	x	
<i>I. cordatotriloba</i> var. <i>australis</i> (O'Donell) D.F. Austin	twiner	vine	x	x	x
<i>I. crinicalyx</i> S. Moore	twiner	vine	x	x	
<i>I. delphinoides</i> Choisy*	twiner	vine	x	x	x
<i>I. descolei</i> O'Donell	twiner	vine		x	x
<i>I. dumetorum</i> Willd. ex Roem. & Schult.	twiner	vine	x	x	
<i>I. fimbriosepala</i> Choisy	twiner	vine	x	x	x
<i>I. hederifolia</i> L.	twiner	vine	x	x	
<i>I. hieronymi</i> (Kuntze) O'Donell *	twiner	vine		x	x
<i>I. indica</i> (Burm.) Merr.	twiner	vine	x	x	x
<i>I. indivisa</i> (Vell.) Hallier f.	twiner	vine	x	x	x
<i>I. jujuyensis</i> O'Donell	twiner	vine	x	x	

<i>I. kunthiana</i> Meisn.*	twiner	vine		x	x
<i>I. malvaeoides</i> Meisn.*	twiner	vine		x	x
<i>I. marginisepala</i> O'Donell	twiner	vine		x	
<i>I. maurandioides</i> Meisn.*	twiner	vine	x	x	x
<i>I. nil</i> (L.) Roth	twiner	vine	x	x	x
<i>I. nitida</i> Griseb.*	twiner	vine		x	x
<i>I. oranensis</i> O'Donell	twiner	vine	x	x	
<i>I. padillae</i> O'Donell*	twiner	vine		x	
<i>I. pampeana</i> P.P.A. Ferreira & S.T.S. Miotto	twiner	vine			x
<i>I. paranaensis</i> Hoehne*	twiner	vine		x	
<i>I. philomega</i> (Vell.) House	twiner	liana	x	x	
<i>I. platensis</i> Ker Gawl.	twiner	vine		x	x
<i>I. procumbens</i> Mart. & Choisy*	twiner	vine	x	x	
<i>I. pubescens</i> Lam.	twiner	vine	x	x	
<i>I. purpurea</i> (L.) Roth	twiner	vine	x	x	x
<i>I. ramosissima</i> (Poir.) Choisy	twiner	vine	x	x	
<i>I. riograndensis</i> P.P.A. Ferreira & S.T.S. Miotto*	twiner	vine			x
<i>I. rubens</i> Choisy	twiner	vine	x	x	
<i>I. rubriflora</i> O'Donell	twiner	vine	x	x	x
<i>I. saopaulista</i> O'Donell	twiner	vine	x	x	
<i>I. schulziana</i> O'Donell	twiner	vine		x	
<i>I. setifera</i> Poir.	twiner	vine	x	x	
<i>I. setosa</i> Ker Gawl.	twiner	vine	x	x	
<i>I. stuckertii</i> O'Donell*	twiner	vine		x	x
<i>I. subrevoluta</i> Choisy	twiner	vine	x	x	
<i>I. subtomentosa</i> (Chodat & Hassl.) O'Donell	twiner	vine	x	x	
<i>I. sulina</i> P.P.A. Ferreira & S.T.S. Miotto	twiner	liana		x	
<i>I. syringifolia</i> Meisn.	twiner	vine	x	x	
<i>I. tiliacea</i> (Willd.) Choisy	twiner	vine	x	x	
<i>I. triloba</i> L.	twiner	vine	x	x	x
<i>I. turbinata</i> Lag.	twiner	vine	x	x	
<i>I. uruguayensis</i> Meisn.*	twiner	vine		x	
<i>I. vivianae</i> Krapov.	twiner	vine	x	x	
<i>I. volcanensis</i> O'Donell	twiner	vine		x	

<i>I. wrightii</i> A. Gray	twiner	vine	x	x	
<i>Iseia luxurians</i> O'Donell	twiner	vine	x	x	
<i>Jacquemontia blanchetii</i> Moric.	twiner	vine	x	x	
<i>J. cataractae</i> Krapov.	twiner	vine			x
<i>J. ciliata</i> Sandwith	twiner	vine	x	x	
<i>J. densiflora</i> (Meisn.) Hallier f.	twiner	vine	x	x	
<i>J. ferruginea</i> Choisy	twiner	vine	x	x	
<i>J. grandiflora</i> Meisn.	twiner	vine	x	x	
<i>J. heterotricha</i> O'Donell*	twiner	vine	x	x	x
<i>J. holosericea</i> (Weinm.) O'Donell	twiner	vine	x	x	
<i>J. laxiflora</i> O'Donell	twiner	vine			x
<i>J. lorentzii</i> (Kuntze) Peter ex O'Donell	twiner	vine	x	x	
<i>J. mucronifera</i> Hallier	twiner	vine	x	x	
<i>J. rusbyana</i> Standl.	twiner	vine	x	x	
<i>J. tannifolia</i> (L.) Griseb.	twiner	vine	x	x	
<i>Merremia aegyptia</i> (L.) Urb.	twiner	vine	x	x	
<i>M. cissoides</i> (Lam.) Hallier f.	twiner	vine	x	x	
<i>M. digitata</i> (Spreng.) Hallier*	twiner	vine	x	x	
<i>M. dissecta</i> (Jacq.) Hallier f.	twiner	liana	x	x	x
<i>M. hassleriana</i> (Chodat) Hassl.*	twiner	vine	x	x	
<i>M. macrocalyx</i> (Ruiz & Pav.) O'Donell	twiner	liana	x	x	
<i>M. umbellata</i> (L.) Hallier f.	twiner	vine	x	x	
<i>Turbina corymbosa</i> (L.) Raf.	twiner	vine	x	x	
<i>Coriaria ruscifolia</i> L.*	scrambler	liana			x
CUCURBITACEAE					
<i>Abobra tenuifolia</i> (Gillies ex Hook. & Arn.) Cogn.	tendrill-bearer	vine		x	x
<i>Apodanthera anatuyana</i> (Mart.Crov.) Pozner	tendrill-bearer	vine	x	x	
<i>A. hirtella</i> Cogn.	tendrill-bearer	vine	x	x	
<i>A. laciniosa</i> (Schltdl.) Cogn.	tendrill-bearer	vine			x
<i>A. sagittifolia</i> Cogn.	tendrill-bearer	vine			x
<i>A. ulei</i> (Cogn.) Mart.Crov.	tendrill-bearer	vine	x	x	
<i>Cayaponia alarici</i> M.L.Porto	tendrill-bearer	vine	x	x	
<i>C. bonariensis</i> (Mill.) Mart.Crov.	tendrill-bearer	vine	x	x	x
<i>C. cabocla</i> Cogn.	tendrill-bearer	vine	x	x	

<i>C. citrullifolia</i> (Griseb.) Cogn. ex Griseb.	tendrill-bearer	vine	x	x	x
<i>C. diversifolia</i> (Cogn.) Cogn.	tendrill-bearer	vine	x	x	
<i>C. espelina</i> (Silva Manso) Cogn.	tendrill-bearer	vine	x	x	
<i>C. glandulosa</i> (Poepp. & Endl.) Cogn.	tendrill-bearer	vine	x	x	
<i>C. martiana</i> (Cogn.) Cogn.	tendrill-bearer	vine	x	x	x
<i>C. membranacea</i> Gomes-Klein	tendrill-bearer	vine	x	x	
<i>C. palmata</i> Cogn.	tendrill-bearer	vine	x	x	
<i>C. pilosa</i> (Vell.) Cogn.	tendrill-bearer	vine	x	x	
<i>C. podantha</i> Cogn.	tendrill-bearer	vine	x	x	x
<i>C. tayuya</i> (Vell.) Cogn.	tendrill-bearer	vine	x	x	
<i>C. ternata</i> (Vell.) Cogn.	tendrill-bearer	vine	x	x	
<i>C. trilobata</i> (Cogn.) Cogn.	tendrill-bearer	vine	x	x	
<i>C. villosissima</i> Cogn.	tendrill-bearer	vine	x	x	
<i>Ceratosanthes hilariana</i> Cogn.	tendrill-bearer	vine	x	x	x
<i>C. multiloba</i> Cogn.	tendrill-bearer	vine	x	x	x
<i>Cucurbitella asperata</i> (Gillies ex Hook. & Arn.) Walp.	tendrill-bearer	vine	x	x	x
<i>Cyclanthera eichleri</i> Cogn.	tendrill-bearer	vine	x	x	
<i>C. hystrix</i> (Gillies ex Hook. & Arn.) Arn.	tendrill-bearer	vine	x	x	x
<i>C. oligoechinata</i> L.F.P.Lima & Pozner	tendrill-bearer	vine	x	x	
<i>C. pedata</i> (L.) Schrad.	tendrill-bearer	vine	x	x	
<i>C. quinquelobata</i> (Vell.) Cogn.	tendrill-bearer	vine	x	x	
<i>C. tamnifolia</i> Griseb.	tendrill-bearer	vine	x	x	
<i>C. tenuifolia</i> Cogn.	tendrill-bearer	vine	x	x	
<i>C. tenuisepala</i> Cogn.	tendrill-bearer	vine	x	x	
<i>Echinopepon disjunctus</i> Pozner	tendrill-bearer	vine		x	
<i>E. racemosus</i> (Steud.) C. Jeffrey	tendrill-bearer	vine	x	x	x
<i>Fevillea passiflora</i> Vell.	tendrill-bearer	vine	x	x	
<i>F. trilobata</i> L.	tendrill-bearer	vine	x	x	
<i>Halosicyos ragonesei</i> Mart. Crov.	tendrill-bearer	vine		x	x
<i>Melothria candolleana</i> Cogn.	tendrill-bearer	vine	x	x	x
<i>M. cucumis</i> Vell.	tendrill-bearer	vine	x	x	x
<i>M. hirsuta</i> Cogn.	tendrill-bearer	vine	x	x	
<i>M. pendula</i> L.	tendrill-bearer	vine	x	x	x
<i>M. schulziana</i> Mart.Crov.	tendrill-bearer	vine		x	x

<i>M. warmingii</i> Cogn.	tendrill-bearer	vine	x	x	
<i>Melothrianthus smilacifolius</i> (Cogn.) Mart.Crov.	tendrill-bearer	vine	x	x	
<i>Pseudocyclanthera australis</i> (Cogn.) Mart.Crov.	tendrill-bearer	vine	x	x	
<i>Psiguria ternata</i> (M. Roem.) C. Jeffrey	tendrill-bearer	vine	x	x	
<i>Pteropepon argentinense</i> Mart. Crov.	tendrill-bearer	vine			x
<i>P. parodii</i> Mart. Crov.	tendrill-bearer	vine	x	x	
<i>Sicydium gracile</i> Cogn.	tendrill-bearer	vine	x	x	x
<i>Sicyos baderoa</i> Hook. & Arn.	tendrill-bearer	vine	x	x	x
<i>S. ignarus</i> Mart. Crov.	tendrill-bearer	vine			x
<i>S. kunthii</i> Cogn.	tendrill-bearer	vine	x	x	
<i>S. malvifolius</i> Griseb.	tendrill-bearer	vine	x	x	x
<i>S. odonelli</i> Mart. Crov.	tendrill-bearer	vine	x	x	
<i>S. polyacanthus</i> Cogn.	tendrill-bearer	vine	x	x	
<i>S. warmingii</i> Cogn.	tendrill-bearer	vine	x	x	
<i>Siolmatra brasiliensis</i> (Cogn.) Baill.	tendrill-bearer	liana	x	x	
<i>Wilbrandia ebracteata</i> Cogn.	tendrill-bearer	vine	x	x	
<i>W. hibiscoides</i> Silva Manso	tendrill-bearer	vine	x	x	
<i>W. longisepala</i> Cogn.	tendrill-bearer	vine	x	x	
CYPERACEAE					
<i>Scleria secans</i> (L.) Urb.	hook-climber	vine	x	x	x
DILLENACEAE					
<i>Davilla rugosa</i> Poir.	scrambler	liana	x	x	
<i>Doliocarpus dentatus</i> (Aubl.) Standl.	twiner	liana	x	x	
<i>D. glomeratus</i> Eichler	scrambler	liana	x	x	
<i>D. schottianus</i> Eichler	twiner	liana	x	x	
<i>Tetracera oblongata</i> DC.	twiner	liana	x	x	
<i>T. parviflora</i> (Rusby) Sleumer	twiner	liana	x	x	
<i>T. sellowiana</i> Schtdl.	twiner	liana	x	x	
DIOSCOREACEAE					
<i>Dioscorea acerifolia</i> Phil.	twiner	vine			x
<i>D. altissima</i> Lam.	twiner	vine	x	x	
<i>D. amaranthoides</i> C.Presl	twiner	vine	x	x	
<i>D. andina</i> Phil.	twiner	vine			x
<i>D. antucoana</i> Uline ex R. Knuth	twiner	vine			x

<i>D. araucana</i> Phil.	twiner	vine				x
<i>D. aristolochiifolia</i> Poepp.	twiner	vine				x
<i>D. aspera</i> Humb. & Bonpl. ex Willd.	twiner	vine	x	x		
<i>D. auriculata</i> Poepp.	twiner	vine				x
<i>D. axilliflora</i> Phil.	twiner	vine		x		
<i>D. beecheyi</i> R.Knuth	twiner	vine		x		
<i>D. bermejensis</i> R. Knuth	twiner	vine	x	x		
<i>D. besseriana</i> Kunth	twiner	vine		x		x
<i>D. brachybotrya</i> Poepp.	twiner	vine				x
<i>D. brachystachya</i> Phil.	twiner	vine				x
<i>D. bridgesii</i> Griseb. ex Kunth	twiner	vine				x
<i>D. bryoniifolia</i> Poepp.	twiner	vine				x
<i>D. bulbotricha</i> Hand.-Mazz.	twiner	vine	x	x		
<i>D. campestris</i> Griseb.	twiner	vine	x	x		x
<i>D. castilloniana</i> Hauman ex Castellón	twiner	vine		x		
<i>D. ceratandra</i> R.Knuth	twiner	vine	x	x		
<i>D. cienegensis</i> R. Knuth	twiner	vine		x		
<i>D. cinnamomifolia</i> Hook.	twiner	vine	x	x		
<i>D. cissophylla</i> Phil.	twiner	vine				x
<i>D. commutata</i> R.Knuth	twiner	vine		x		
<i>D. coronata</i> Hauman	twiner	vine	x	x		x
<i>D. curitybensis</i> R.Knuth	twiner	vine		x		
<i>D. demourae</i> Uline ex R.Knuth	twiner	vine	x	x		
<i>D. dodecaneura</i> Vell.	twiner	vine	x	x		
<i>D. entomophila</i> Hauman	twiner	vine		x		
<i>D. fractiflexa</i> R. Knuth	twiner	vine		x		
<i>D. furcata</i> Griseb.	twiner	vine	x	x		x
<i>D. glandulosa</i> (Griseb.) Kunth	twiner	vine	x	x		
<i>D. glomerulata</i> Hauman	twiner	vine	x	x		
<i>D. gracilis</i> Hook. ex Poepp.	twiner	vine				x
<i>D. grandiflora</i> Mart. ex Griseb.	twiner	vine	x	x		
<i>D. grisebachii</i> Kunth	twiner	vine	x	x		
<i>D. hassleriana</i> Chodat	twiner	vine	x	x		
<i>D. haumanii</i> Xifreda	twiner	vine		x		

<i>D. hieronymi</i> R. Knuth	twiner	vine	x	x	
<i>D. humifusa</i> Poepp.	twiner	vine			x
<i>D. laxiflora</i> Mart. ex Griseb.	twiner	vine	x	x	
<i>D. litoralis</i> Phil.	twiner	vine			x
<i>D. macrantha</i> Uline ex R. Knuth	twiner	vine		x	
<i>D. marginata</i> Griseb.	twiner	vine	x	x	
<i>D. martiana</i> Griseb.	twiner	vine	x	x	
<i>D. megalantha</i> Griseb.	twiner	vine		x	
<i>D. microbotrya</i> Griseb.	twiner	vine		x	x
<i>D. microcephala</i> Uline	twiner	vine			x
<i>D. modesta</i> Phil.	twiner	vine			x
<i>D. mollis</i> Kunth	twiner	vine	x	x	
<i>D. monadelpha</i> (Kunth) Griseb.	twiner	vine	x	x	x
<i>D. monandra</i> Hauman	twiner	vine		x	
<i>D. multiflora</i> Mart. ex Griseb.	twiner	vine	x	x	x
<i>D. multispicata</i> R. Knuth	twiner	vine	x	x	
<i>D. obtusifolia</i> Hook. & Arn.	twiner	vine			x
<i>D. olfersiana</i> Klotzsch ex Griseb.	twiner	vine	x	x	
<i>D. oligophylla</i> Phil.	twiner	vine			x
<i>D. ovata</i> Vell.	twiner	vine	x	x	
<i>D. pallidinervia</i> R. Knuth	twiner	vine	x	x	
<i>D. pedicellata</i> Phil.	twiner	vine			x
<i>D. pencana</i> Phil.	twiner	vine			x
<i>D. pilcomayensis</i> Hauman	twiner	vine	x	x	
<i>D. piperifolia</i> Humb. & Bonpl. ex Willd.	twiner	vine	x	x	
<i>D. polygonoides</i> Humb. & Bonpl. ex Willd.	twiner	vine	x	x	
<i>D. puncticulata</i> R. Knuth	twiner	vine		x	
<i>D. reticulata</i> Gay	twiner	vine			x
<i>D. rumicoides</i> Griseb.	twiner	vine	x	x	
<i>D. saxatilis</i> Poepp.	twiner	vine			x
<i>D. scabra</i> Humb. & Bonpl. ex Willd.	twiner	vine	x	x	x
<i>D. sellowiana</i> Uline ex R. Knuth	twiner	vine	x	x	
<i>D. sinuata</i> Vell.	twiner	vine	x	x	x
<i>D. spectabilis</i> R. Knuth	twiner	vine	x	x	

<i>D. stegelmanniana</i> R.Knuth	twiner	vine	x	x	
<i>D. stenocolpus</i> Phil.	twiner	vine			x
<i>D. stenopetala</i> Hauman	twiner	vine		x	
<i>D. subhastata</i> Vell.	twiner	vine	x	x	
<i>D. tenella</i> Phil.	twiner	vine		x	
<i>D. tenuis</i> R. Knuth	twiner	vine			x
<i>D. toldosensis</i> R. Knuth	twiner	vine	x	x	
<i>D. trifurcata</i> Hauman	twiner	vine		x	
<i>D. trisecta</i> Griseb.	twiner	vine	x	x	
<i>D. valdiviensis</i> R. Knuth	twiner	vine			x
<i>D. variifolia</i> Bertero	twiner	vine			x
EUPHORBIACEAE					
<i>Dalechampia anomala</i> Pax & K. Hoffm.	twiner	vine	x	x	
<i>D. bangii</i> Pax & K.Hoffm.	twiner	vine	x	x	
<i>D. clausseniana</i> Baill.	twiner	vine	x	x	
<i>D. ficifolia</i> Lam.	twiner	vine	x	x	
<i>D. hassleriana</i> Chodat	twiner	vine		x	
<i>D. meridionalis</i> Müll. Arg.	twiner	vine	x	x	
<i>D. micromeria</i> Baill.	twiner	vine	x	x	
<i>D. pentaphylla</i> Lam.	twiner	vine	x	x	
<i>D. reitzkleinii</i> L.B. Sm. & Downs	twiner	vine	x	x	
<i>D. riparia</i> L.B.Sm. & Downs	twiner	vine		x	
<i>D. scandens</i> L.	twiner	vine	x	x	
<i>D. stenosepala</i> Müll.Arg.	twiner	vine	x	x	x
<i>D. stipulacea</i> Müll.Arg.	twiner	vine	x	x	
<i>Romanoa tamnoides</i> (A. Juss.) Radcl.-Sm.	twiner	vine	x	x	
<i>Tragia alienata</i> (Didr.) Múlgura & M.M. Gut.	twiner	vine	x	x	
<i>T. bahiensis</i> Müll. Arg.*	twiner	vine	x	x	x
<i>T. chlorocaulon</i> Baill.	twiner	vine	x	x	
<i>T. friesii</i> Pax & K. Hoffm.	twiner	vine	x	x	
<i>T. geraniifolia</i> Klotzsch ex Baill.*	twiner	vine	x	x	x
<i>T. giardelliae</i> M.M. Gut. & Múlgura	twiner	vine		x	
<i>T. hieronymii</i> Pax & K. Hoffm.*	twiner	vine	x	x	x
<i>T. melochioides</i> Griseb.*	twiner	vine	x	x	x

<i>T. paxii</i> Lourteig & O'Donell	twiner	vine	x	x	
<i>T. polyandra</i> Vell.	twiner	vine	x	x	
<i>T. uberabana</i> Müll. Arg.*	twiner	vine	x	x	x
<i>T. volubilis</i> L.	twiner	vine	x	x	x
FABACEAE					
<i>Calopogonium caeruleum</i> (Benth.) C.Wright*	twiner	vine	x	x	
<i>Camptosema ellipticum</i> (Desv.) Burkart*	twiner	vine	x	x	
<i>C. praeandinum</i> Burkart*	twiner	vine	x	x	
<i>C. rubicundum</i> Hook. & Arn.	twiner	vine		x	x
<i>C. scarlatinum</i> (Mart. ex Benth.) Burkart	twiner	vine	x	x	
<i>Canavalia bonariensis</i> Lindl.	twiner	liana	x	x	x
<i>C. brasiliensis</i> Mart. ex Benth.	twiner	liana	x	x	
<i>C. mattogrossensis</i> (Barb. Rodr.) Malme	twiner	liana	x	x	
<i>C. picta</i> Mart. ex Benth.	twiner	liana	x	x	
<i>C. piperi</i> Killip & J.F. Macbr.	twiner	liana	x	x	
<i>Centrosema angustifolium</i> (Kunth) Benth.	twiner	vine	x	x	
<i>C. arenarium</i> Benth.*	twiner	vine	x	x	
<i>C. bracteosum</i> Benth.	twiner	vine	x	x	
<i>C. brasilianum</i> (L.) Benth.	twiner	vine	x	x	
<i>C. pascuorum</i> Mart. ex Benth.	twiner	vine	x	x	
<i>C. plumieri</i> (Turpin ex Pers.) Benth.	twiner	vine	x	x	
<i>C. pubescens</i> Benth.	twiner	vine	x	x	
<i>C. sagittatum</i> (Humb. & Bonpl. ex Willd.) Brandegee	twiner	vine	x	x	
<i>C. variifolium</i> Burkart	twiner	vine		x	
<i>C. virginianum</i> (L.) Benth.	twiner	vine	x	x	x
<i>Chaetocalyx brasiliensis</i> (Vogel) Benth.	twiner	vine	x	x	
<i>C. longiflora</i> Benth. ex A.Gray	twiner	vine	x	x	
<i>C. nigricans</i> Burkart	twiner	vine		x	x
<i>C. scandens</i> (L.) Urb.	twiner	vine	x	x	
<i>Clitoria cordobensis</i> Burkart*	twiner	vine		x	x
<i>C. falcata</i> Lam.	twiner	vine	x	x	
<i>Cologania broussonetii</i> (Balb.) DC.	twiner	vine	x	x	x
<i>Cratylia intermedia</i> (Hassl.) L.P. Queiroz & R. Monteiro	twiner	liana	x	x	
<i>Dalbergia frutescens</i> (Vell.) Britton*	tendrill-like branches	liana	x	x	x

<i>D. lateriflora</i> Benth.*	tendrill-like branches	liana	x	x	
<i>Dioclea burkartii</i> R.H. Maxwell	twiner	liana	x	x	
<i>D. violacea</i> Mart. ex Benth.	twiner	liana	x	x	
<i>D. virgata</i> (Rich.) Amshoff	twiner	liana	x	x	
<i>D. wilsonii</i> Standl.	twiner	liana	x	x	
<i>Dolichopsis ligulata</i> (Piper) A. Delgado*	twiner	vine	x	x	
<i>D. paraguariensis</i> (Benth.) Hassl.*	twiner	vine	x	x	x
<i>Galactia benthamiana</i> Micheli*	twiner	vine	x	x	x
<i>G. dubia</i> DC.*	twiner	vine	x	x	
<i>G. gracillima</i> Benth.	twiner	vine		x	x
<i>G. longifolia</i> (Jacq.) Benth.	twiner	vine	x	x	x
<i>G. martioides</i> Burkart	twiner	vine		x	x
<i>G. paraguariensis</i> Chodat & Hassl.	twiner	vine	x	x	
<i>G. striata</i> (Jacq.) Urb.	twiner	vine	x	x	x
<i>G. texana</i> (Scheele) A. Gray	twiner	vine		x	x
<i>Lathyrus berterioanus</i> Colla ex Savi	tendrill-bearer	vine			x
<i>L. cabrerianus</i> Burkart	tendrill-bearer	vine			x
<i>L. campestris</i> Phil.	tendrill-bearer	vine			x
<i>L. crassipes</i> Gillies ex Hook. & Arn.	tendrill-bearer	vine		x	x
<i>L. elegans</i> Vogel	tendrill-bearer	vine	x	x	
<i>L. hasslerianus</i> Burkart	tendrill-bearer	vine	x	x	
<i>L. hookeri</i> G.Don	tendrill-bearer	vine			x
<i>L. lomanus</i> I.M. Johnston	tendrill-bearer	vine			x
<i>L. macropus</i> Gillies ex Hook. & Arn.	tendrill-bearer	vine		x	x
<i>L. macrostachys</i> Vogel	tendrill-bearer	vine		x	x
<i>L. magellanicus</i> Lam.	tendrill-bearer	vine		x	x
<i>L. nervosus</i> Lam.	tendrill-bearer	vine		x	x
<i>L. nigrivalvis</i> Burkart	tendrill-bearer	vine		x	x
<i>L. paraguariensis</i> Hassl.	tendrill-bearer	vine		x	x
<i>L. paranensis</i> Burkart	tendrill-bearer	vine	x	x	x
<i>L. parodii</i> Burkart	tendrill-bearer	vine		x	x
<i>L. pubescens</i> Hook. & Arn.	tendrill-bearer	vine	x	x	x
<i>L. tropicalandinus</i> Burkart	tendrill-bearer	vine	x	x	
<i>Machaerium debile</i> (Vell.) Stellfeld	tendrill-like branches	liana	x	x	

<i>M. lanceolatum</i> (Vell.) J.F.Macbr.	tendrill-like branches	liana	x	x	
<i>M. uncinatum</i> (Vell.) Benth.	tendrill-like branches	liana	x	x	
<i>Macropitium bracteatum</i> (Nees & C. Mart.) Maréchal & Baudet	twiner	vine	x	x	x
<i>M. erythroloma</i> (Mart. ex Benth.) Urb.	twiner	vine	x	x	x
<i>M. fraternum</i> (Piper) Juárez	twiner	vine	x	x	
<i>M. lathyroides</i> (L.) Urb.*	twiner	vine	x	x	x
<i>M. longepedunculatum</i> (C. Mart. ex Benth.) Urb.	twiner	vine	x	x	
<i>M. prostratum</i> (Benth.) Urb.*	twiner	vine	x	x	x
<i>M. psammodes</i> (Lindm.) S.I. Drewes & R.A. Palacios*	twiner	vine	x	x	x
<i>Mucuna pruriens</i> (L.) DC.	twiner	liana	x	x	
<i>M. sloanei</i> Fawc. & Rendle	twiner	liana	x	x	
<i>M. urens</i> (L.) Medik.	twiner	liana	x	x	
<i>Nissolia fruticosa</i> Jacq.	twiner	liana	x	x	
<i>Phanera angulosa</i> (Vogel) Vaz	tendrill-like branches	liana	x	x	
<i>P. microstachya</i> (Raddi) L.P.Queiroz	tendrill-like branches	liana	x	x	
<i>Phaseolus augusti</i> Harms	twiner	vine	x	x	
<i>Piptadenia affinis</i> Burkart	scrambler	liana		x	
<i>Rhynchosia arenicola</i> Hass.*	twiner	vine	x	x	
<i>R. edulis</i> Griseb.	twiner	vine	x	x	x
<i>R. melanocarpa</i> Grear	twiner	liana	x	x	
<i>R. minima</i> (L.) DC.	twiner	vine	x	x	
<i>R. nainckensis</i> Fortunato	twiner	vine	x	x	
<i>R. phaseoloides</i> (Sw.) DC.	twiner	liana	x	x	
<i>R. reticulata</i> (Sw.) DC.	twiner	vine	x	x	x
<i>R. rojasii</i> Hassl.	twiner	vine	x	x	
<i>R. senna</i> Gillies	twiner	vine	x	x	x
<i>Senegalia etilis</i> (Speg.) Seigler & Ebinger*	hook-climber	liana	x	x	
<i>S. grandistipula</i> (Benth.) Seigler & Ebinger*	hook-climber	liana	x	x	
<i>S. lacerans</i> (Benth.) Seigler & Ebinger	hook-climber	liana	x	x	
<i>S. martiusiana</i> (Steud.) Seigler & Ebinger*	hook-climber	liana	x	x	
<i>S. nitidifolia</i> (Speg.) Seigler & Ebinger*	hook-climber	liana		x	
<i>S. parviceps</i> (Speg.) Seigler & Ebinger*	hook-climber	liana	x	x	
<i>S. pteridifolia</i> (Benth.) Seigler & Ebinger*	hook-climber	liana	x	x	

<i>S. recurva</i> (Benth.) Seigler & Ebinger*	hook-climber	liana	x	x	
<i>S. riparia</i> (Kunth) Britton & Rose ex Britton & Killip*	hook-climber	liana	x	x	
<i>S. tenuifolia</i> (L.) Britton & Rose*	hook-climber	liana	x	x	
<i>S. tucumanensis</i> (Griseb.) Seigler & Ebinger*	hook-climber	liana	x	x	x
<i>S. velutina</i> (DC.) Seigler & Ebinger*	hook-climber	liana	x	x	
<i>Vicia andicola</i> Kunth	tendrill-bearer	vine	x	x	
<i>V. araucana</i> Phil.	tendrill-bearer	vine			x
<i>V. berteroa</i> Phil.	tendrill-bearer	vine			x
<i>V. coquimbensis</i> Martic.	tendrill-bearer	vine			x
<i>V. epetiolaris</i> Burkart	tendrill-bearer	vine	x	x	x
<i>V. graminea</i> Sm.	tendrill-bearer	vine	x	x	x
<i>V. hatschbachii</i> Burkart ex Vanni & Kurtz	tendrill-bearer	vine		x	
<i>V. inconspicua</i> Phil.	tendrill-bearer	vine			x
<i>V. linearifolia</i> Hook. & Arn.	tendrill-bearer	vine	x	x	x
<i>V. macrograminea</i> Burkart	tendrill-bearer	vine		x	x
<i>V. modesta</i> Phil.	tendrill-bearer	vine		x	
<i>V. montevicensis</i> Vogel	tendrill-bearer	vine	x	x	x
<i>V. nana</i> Vogel	tendrill-bearer	vine		x	x
<i>V. nigricans</i> Hook. & Arn.	tendrill-bearer	vine			x
<i>V. pampicola</i> Burkart	tendrill-bearer	vine		x	x
<i>V. platensis</i> Speg.	tendrill-bearer	vine			x
<i>V. setifolia</i> Kunth	tendrill-bearer	vine	x	x	x
<i>V. stenophylla</i> Vogel	tendrill-bearer	vine	x	x	x
<i>V. subserrata</i> Phil.	tendrill-bearer	vine		x	
<i>V. tephrosoides</i> Vogel	tendrill-bearer	vine		x	x
<i>V. vicina</i> Clos	tendrill-bearer	vine	x	x	x
<i>Vigna adenantha</i> (G.Mey.) Maréchal et al.	twiner	vine	x	x	x
<i>V. candida</i> (Vell.) Maréchal et al.	twiner	vine	x	x	
<i>V. caracalla</i> (L.) Verdc.	twiner	vine	x	x	x
<i>V. hookeri</i> Verdc.	twiner	vine			x
<i>V. lasiocarpa</i> (Mart.ex Benth.) Verdc.	twiner	vine	x	x	
<i>V. linearis</i> (Kunth) Maréchal et al.	twiner	vine	x	x	
<i>V. longifolia</i> (Benth.) Verdc.*	twiner	vine	x	x	x
<i>V. luteola</i> (Jacq.) Benth.*	twiner	vine	x	x	x

<i>V. peduncularis</i> (Kunth) Fawc. & Rendle	twiner	vine	x	x	x
<i>V. serrana</i> Snak, J.L.A. Moreira & A.M.G. Azevedo	twiner	vine	x	x	
<i>V. speciosa</i> (Kunth) Verdc.	twiner	vine	x	x	
GESNERIACEAE					
<i>Asteranthera ovata</i> (Cav.) Hanst.	root-climber	liana			x
<i>Mitraria coccinea</i> Cav.	root-climber	liana			x
GRISELINIACEAE					
<i>Griselinia carlumunozii</i> M.O. Dillon & M. Muñoz*	scrambler	liana		x	
<i>G. racemosa</i> (Phil.) Taub.*	scrambler	liana			x
<i>G. ruscifolia</i> (Clos) Taub.*	scrambler	liana	x	x	x
<i>G. scandens</i> (Ruiz & Pav.) Taub.*	scrambler	liana			x
HYDRANGEACEAE					
<i>Hydrangea serratifolia</i> (Hook. & Arn.) F. Phil.	root-climber	liana			x
LARDIZABALACEAE					
<i>Boquila trifoliolata</i> (DC.) Decne.	twiner	liana			x
<i>Lardizabala biternata</i> Ruiz & Pav.	twiner	liana			x
LOASACEAE					
<i>Blumenbachia eichleri</i> Urb.	twiner	vine		x	
<i>B. exalata</i> Weigend	twiner	vine		x	
<i>B. scabra</i> (Miers) Urb.	twiner	vine	x	x	
<i>B. silvestris</i> Poepp.	twiner	vine			x
<i>Caiophora aconquijae</i> Sleumer	twiner	vine		x	
<i>C. arechavaletae</i> (Urb.) Urb. & Gilg*	twiner	vine			x
<i>C. cernua</i> (Griseb.) Urb. & Gilg ex Kurtz	twiner	vine		x	x
<i>C. clavata</i> Urb. & Gilg*	twiner	vine	x	x	
<i>C. dumetorum</i> Urb. & Gilg	twiner	vine	x	x	x
<i>C. hibiscifolia</i> (Griseb.) Urb. & Gilg	twiner	vine	x	x	
<i>C. lateritia</i> Klotzsch	twiner	vine	x	x	x
<i>Loasa argentina</i> Urb. & Gilg	twiner	vine			x
<i>L. bergii</i> Hieron.	twiner	vine			x
<i>L. elongata</i> Hook. & Arn.*	twiner	vine		x	x
<i>L. gayana</i> Urb. & Gilg	twiner	vine			x
<i>L. martinii</i> Phil.	twiner	vine			x
<i>L. micrantha</i> Poepp.	twiner	vine			x

<i>L. mollensis</i> Muñoz-Schick et Trenqualye	twiner	vine			x
<i>L. paradoxa</i> Urb. & Gilg*	twiner	vine			x
<i>L. volubilis</i> Dombey ex Juss.	twiner	vine			x
<i>Scyphanthus elegans</i> Sweet	twiner	vine			x
LOGANIACEAE					
<i>Strychnos brasiliensis</i> Mart.*	hook-climber	liana	x	x	x
<i>S. nigricans</i> Progel	tendrill-like branches	liana	x	x	
<i>S. parviflora</i> Spruce ex Benth.	tendrill-like branches	liana	x	x	
<i>S. parvifolia</i> A. DC.	tendrill-like branches	liana	x	x	
<i>S. rubiginosa</i> A.DC.	tendrill-like branches	liana	x	x	
<i>S. trinervis</i> (Vell.) Mart.	tendrill-like branches	liana	x	x	
MALPIGHIACEAE					
<i>Alicia anisopetala</i> (A.Juss.) W.R.Anderson	twiner	liana	x	x	
<i>Amorimia exotropica</i> (Griseb.) W.R.Anderson	twiner	liana		x	
<i>Banisteriopsis adenopoda</i> (A.Juss.) B.Gates	twiner	liana	x	x	
<i>B. argyrophylla</i> (A. Juss.) B. Gates	twiner	liana	x	x	
<i>B. caapi</i> (Spruce ex Griseb.) Morton	twiner	liana	x	x	
<i>B. confusa</i> B. Gates	twiner	liana	x	x	
<i>B. laevifolia</i> (A.Juss.) B.Gates*	twiner	liana	x	x	
<i>B. muricata</i> (Cav.) Cuatrec.	twiner	liana	x	x	
<i>B. pseudojanusia</i> (Nied.) B.Gates	twiner	liana		x	
<i>Bronwenia ferruginea</i> (Cav.) W.R.Anderson & C.C.Davis	twiner	liana	x	x	
<i>Callaeum psilophyllum</i> (A.Juss.) D.M.Johnson	twiner	liana	x	x	x
<i>Carolus chlorocarpus</i> (A.Juss.) W.R.Anderson	twiner	liana	x	x	
<i>Christianella multiglandulosa</i> (Nied.) W.R.Anderson	twiner	liana	x	x	
<i>Cordobia argentea</i> (Griseb.) Nied.	twiner	liana	x	x	x
<i>Dicella bracteosa</i> (A.Juss.) Griseb.	twiner	liana	x	x	
<i>D. nucifera</i> Chodat	twiner	liana		x	
<i>Diplopterys lutea</i> (Griseb.) W.R.Anderson & C.C.Davis	twiner	liana	x	x	
<i>D. pubipetala</i> (A.Juss.) W.R.Anderson & C.C.Davis	twiner	liana	x	x	
<i>Heladena multiflora</i> (Hook. & Arn.) Nied.	twiner	liana	x	x	x
<i>Heteropterys aenea</i> Griseb.	twiner	liana	x	x	
<i>H. amplexicaulis</i> Morong	twiner	liana	x	x	

<i>H. argyrophaea</i> A.Juss.	twiner	liana	x	x	x
<i>H. bicolor</i> A.Juss.	twiner	liana	x	x	
<i>H. cochleosperma</i> A.Juss.	twiner	liana	x	x	
<i>H. coleoptera</i> A.Juss.	twiner	liana	x	x	
<i>H. crenulata</i> Mart. ex Griseb.	twiner	liana	x	x	
<i>H. dumetorum</i> (Griseb.) Nied.	twiner	liana	x	x	
<i>H. glabra</i> Hook. & Arn.*	twiner	liana	x	x	x
<i>H. hypericifolia</i> A.Juss.*	twiner	liana	x	x	x
<i>H. intermedia</i> (A.Juss.) Griseb.	twiner	liana	x	x	
<i>H. leschenaultiana</i> A. Juss.	twiner	liana	x	x	
<i>H. microcarpa</i> Skottsb.	twiner	liana	x	x	
<i>H. mulgurae</i> W.R.Anderson	twiner	liana		x	
<i>H. nervosa</i> A. Juss.	twiner	liana	x	x	
<i>H. nitida</i> (Lam.) DC.	twiner	liana	x	x	
<i>H. schulziana</i> W.R. Anderson*	twiner	liana		x	
<i>H. sylvatica</i> A.Juss.	twiner	liana	x	x	
<i>H. syringifolia</i> Griseb.	twiner	liana	x	x	
<i>Hiraea cuneata</i> Griseb.	twiner	liana	x	x	
<i>H. fagifolia</i> (DC.) A.Juss.	twiner	liana	x	x	
<i>Janusia guaranitica</i> (A.St.-Hil.) A.Juss.	twiner	vine	x	x	x
<i>J. mediterranea</i> (Vell.) W.R.Anderson	twiner	liana	x	x	
<i>J. occhionii</i> W.R.Anderson	twiner	liana	x	x	
<i>Mascagnia australis</i> C.E. Anderson	twiner	liana		x	
<i>M. brevifolia</i> Griseb.	twiner	liana	x	x	
<i>M. divaricata</i> (Kunth) Nied.	twiner	liana	x	x	
<i>Niendenzuella acutifolia</i> (Cav.) W.R. Anderson	twiner	liana	x	x	
<i>N. lucida</i> (A. Juss.) W.R. Anderson	twiner	liana	x	x	
<i>N. multiglandulosa</i> (A. Juss.) W.R. Anderson	twiner	liana	x	x	
<i>N. sericea</i> (A.Juss.) W.R.Anderson	twiner	liana	x	x	
<i>N. suaveolens</i> (A. Juss.) W.R. Anderson	twiner	liana	x	x	
<i>Peixotoa catarinensis</i> C.E. Anderson	twiner	liana		x	
<i>P. jussieuana</i> A.Juss.*	twiner	liana	x	x	
<i>P. parviflora</i> A.Juss.*	twiner	liana	x	x	
<i>Stigmaphyllon arenicola</i> C.E.Anderson	twiner	liana	x	x	

<i>S. bonariense</i> (Hook. & Arn.) C.E.Anderson	twiner	liana	x	x	x
<i>S. calcaratum</i> N.E. Br.	twiner	liana	x	x	x
<i>S. ciliatum</i> (Lam.) A.Juss.	twiner	liana	x	x	x
<i>S. jatrophifolium</i> A.Juss.	twiner	liana	x	x	x
<i>S. tomentosum</i> A.Juss.	twiner	liana	x	x	
<i>Tetrapteryx mollis</i> Griseb.	twiner	liana	x	x	
<i>T. phlomoides</i> (Spreng.) Nied.	twiner	liana	x	x	
<i>T. xylosteifolia</i> A. Juss.	twiner	liana	x	x	
<i>Thryallis brachystachys</i> Lindl.	twiner	liana	x	x	
MALVACEAE					
<i>Byttneria australis</i> A. St.-Hil.*	hook-climber	liana	x	x	
<i>B. catalpifolia</i> Jacq.	scrambler	liana	x	x	
<i>B. oranensis</i> Cristóbal	scrambler	liana	x	x	
<i>B. triadenia</i> Cristóbal*	hook-climber	liana	x	x	
MARCGRAVIACEAE					
<i>Marcgravia polyantha</i> Delpino	root-climber	liana	x	x	
<i>Schwartzia brasiliensis</i> (Choisy) Bedell ex Gir.-Cañas*	scrambler	liana	x	x	
MENISPERMACEAE					
<i>Abuta selloana</i> Eichler	twiner	liana	x	x	
<i>Cissampelos andromorpha</i> DC.	twiner	vine	x	x	x
<i>C. glaberrima</i> A. St.-Hil.	twiner	vine	x	x	
<i>C. laxiflora</i> Moldenke	twiner	vine	x	x	
<i>C. pareira</i> L.	twiner	vine	x	x	x
<i>C. tropaeolifolia</i> DC.	twiner	vine	x	x	x
<i>Disciphania contraversa</i> Barneby	twiner	vine		x	
<i>Hyperbaena domingensis</i> (DC.) Benth.	twiner	liana	x	x	
<i>H. hassleri</i> Diels	twiner	liana	x	x	
<i>H. oblongifolia</i> (Mart.) Chodat & Hassl.	twiner	liana	x	x	
<i>Odontocarya acuparata</i> Miers	twiner	vine	x	x	x
<i>O. asarifolia</i> Barneby	twiner	vine	x	x	
NYCTAGINACEAE					
<i>Bougainvillea glabra</i> Choisy*	hook-climber	liana	x	x	
<i>Pisonia aculeata</i> L.	hook-climber	liana	x	x	
ONAGRACEAE					

<i>Fuchsia brevilobis</i> P.E.Berry*	scrambler	liana	x	x	
<i>F. hatschbachii</i> P.E.Berry*	scrambler	liana		x	
<i>F. regia</i> (Vell.) Munz*	scrambler	liana	x	x	
ORCHIDACEAE					
<i>Vanilla angustipetala</i> Schltr.	root-climber	vine	x	x	
<i>V. edwallii</i> Hoehne	root-climber	vine	x	x	
PASSIFLORACEAE					
<i>Passiflora actinia</i> Hook.	tendrill-bearer	vine	x	x	
<i>P. alata</i> Dryand.	tendrill-bearer	vine	x	x	x
<i>P. amethystina</i> J.C.Mikan	tendrill-bearer	liana	x	x	
<i>P. caerulea</i> L.	tendrill-bearer	vine	x	x	x
<i>P. campanulata</i> Mast.	tendrill-bearer	vine	x	x	
<i>P. capsularis</i> L.	tendrill-bearer	vine	x	x	
<i>P. catharinensis</i> Sacco	tendrill-bearer	vine		x	
<i>P. cervii</i> Milward de Azevedo	tendrill-bearer	vine	x	x	
<i>P. chrysophylla</i> Chodat	tendrill-bearer	vine	x	x	x
<i>P. cincinnata</i> Mast.	tendrill-bearer	vine	x	x	x
<i>P. edulis</i> Sims	tendrill-bearer	vine	x	x	x
<i>P. eichleriana</i> Mast.	tendrill-bearer	vine	x	x	
<i>P. elegans</i> Mast.	tendrill-bearer	liana	x	x	x
<i>P. foetida</i> L.	tendrill-bearer	vine	x	x	x
<i>P. gibertii</i> N.E.Br.	tendrill-bearer	vine	x	x	x
<i>P. haematostigma</i> Mart. ex Mast.	tendrill-bearer	liana	x	x	
<i>P. loefgrenii</i> Vitta	tendrill-bearer	vine	x	x	
<i>P. longilobis</i> Hoehne	tendrill-bearer	vine	x	x	
<i>P. mediterranea</i> Vell	tendrill-bearer	vine	x	x	
<i>P. mendoncae</i> Harms	tendrill-bearer	vine	x	x	
<i>P. miersii</i> Mast.	tendrill-bearer	vine	x	x	
<i>P. misera</i> Kunth	tendrill-bearer	vine	x	x	x
<i>P. mooreana</i> Hook. f.	tendrill-bearer	vine	x	x	x
<i>P. morifolia</i> Mast.	tendrill-bearer	vine	x	x	x
<i>P. oerstedii</i> Mast.	tendrill-bearer	vine	x	x	
<i>P. palmatisecta</i> Mast	tendrill-bearer	vine	x	x	
<i>P. pinnatistipula</i> Cav.	tendrill-bearer	vine	x		x

<i>P. porophylla</i> Vell.	tendrill-bearer	vine	x	x	
<i>P. reitzii</i> Sacco	tendrill-bearer	vine		x	
<i>P. setulosa</i> Killip	tendrill-bearer	vine	x	x	
<i>P. suberosa</i> L.	tendrill-bearer	vine	x	x	x
<i>P. tenuifila</i> Killip	tendrill-bearer	vine	x	x	x
<i>P. transversalis</i> M.A.M. Azevedo	tendrill-bearer	vine	x	x	
<i>P. tricuspis</i> Mast.	tendrill-bearer	vine	x	x	
<i>P. truncata</i> Regel	tendrill-bearer	vine	x	x	
<i>P. tucumanensis</i> Hook.	tendrill-bearer	vine	x	x	x
<i>P. umbilicata</i> (Griseb.) Harms	tendrill-bearer	vine	x	x	
<i>P. urnifolia</i> Rusby	tendrill-bearer	vine	x	x	
<i>P. urubiciensis</i> Cervi	tendrill-bearer	vine		x	
<i>P. villosa</i> Vell.	tendrill-bearer	vine	x	x	
PHILESIACEAE					
<i>Lapageria rosea</i> Ruiz & Pav.	twiner	vine			x
<i>Philesia magellanica</i> J.F. Gmel.*	scrambler	liana			x
PHYTOLACCACEAE					
<i>Ercilla spicata</i> (Bertero) Moq.	root-climber	liana			x
<i>E. syncarpellata</i> Nowicke	root-climber	liana			x
<i>Seguiera americana</i> L.*	hook-climber	liana	x	x	x
<i>Trichostigma octandrum</i> (L.) H.Walter*	scrambler	liana	x	x	
PIPERACEAE					
<i>Manekia obtusa</i> (Miq.) Arias et al.	root-climber	liana	x	x	
POACEAE					
<i>Melica sarmentosa</i> Nees	twiner	vine	x	x	x
POLYGALACEAE					
<i>Bredemeyera floribunda</i> Willd.	scrambler	liana	x	x	
<i>Securidaca diversifolia</i> (L.) S.F.Blake	scrambler	liana	x	x	
<i>S. lanceolata</i> A. St.-Hil.	scrambler	liana	x	x	
<i>S. macrocarpa</i> A.W.Benn.	scrambler	liana	x	x	
<i>S. ovalifolia</i> A. St.-Hil.	scrambler	liana	x	x	
<i>S. rivinifolia</i> A.St.-Hil. & Moq.	scrambler	liana	x	x	
POLYGONACEAE					
<i>Coccoloba arborescens</i> (Vell.) R.A.Howard*	scrambler	liana	x	x	x

<i>Muehlenbeckia hastulata</i> (Sm.) I.M. Johnst.*	twiner	liana			x
<i>M. sagittifolia</i> (Ortega) Meisn.	twiner	liana	x	x	x
<i>M. tamnifolia</i> (Kunth) Meisn.	twiner	liana	x	x	
RANUNCULACEAE					
<i>Clematis affinis</i> A.St.-Hil.	leaf-climber	liana	x	x	
<i>C. bonariensis</i> Juss. ex DC.	leaf-climber	liana		x	x
<i>C. campestris</i> A.St.-Hil.	leaf-climber	vine	x	x	
<i>C. dioica</i> L.	leaf-climber	liana	x	x	x
<i>C. haenkeana</i> C. Presl	leaf-climber	liana	x	x	
<i>C. montevidensis</i> Spreng.	leaf-climber	liana	x	x	x
<i>C. ulbrichiana</i> Pilg.	leaf-climber	liana	x	x	
RHAMNACEAE					
<i>Gouania corylifolia</i> Raddi	tendrill-bearer	liana	x	x	
<i>G. latifolia</i> Reissek	tendrill-bearer	liana	x	x	
<i>G. lupuloides</i> (L.) Urb.	tendrill-bearer	liana	x	x	
<i>G. polygama</i> (Jacq.) Urb.	tendrill-bearer	liana	x	x	
<i>G. ulmifolia</i> Hook. & Arn.	tendrill-bearer	liana	x	x	x
<i>G. virgata</i> Reissek	tendrill-bearer	liana	x	x	
<i>Reissekia smilacina</i> (Sm.) Steud.	tendrill-bearer	liana	x	x	
ROSACEAE					
<i>Rubus boliviensis</i> Focke*	hook-climber	liana	x	x	x
<i>R. brasiliensis</i> Mart.*	hook-climber	liana	x	x	
<i>R. erythroclados</i> Mart. ex Hook.f.*	hook-climber	liana	x	x	
<i>R. imperialis</i> Cham. & Schltdl.*	hook-climber	liana	x	x	
<i>R. sellowii</i> Cham. & Schltdl.*	hook-climber	liana	x	x	
<i>R. urticifolius</i> Poir.*	hook-climber	liana	x	x	
RUBIACEAE					
<i>Borreria schumannii</i> (Standl. ex Bacigalupo) E.L. Cabral & Sobrado*	scrambler	liana	x	x	x
<i>Chiococca alba</i> (L.) Hitchc.	scrambler	liana	x	x	x
<i>Emmeorrhiza umbellata</i> (Spreng.) K.Schum.	twiner	vine	x	x	
<i>Galium antarcticum</i> Hook. f.*	scrambler	vine			x
<i>G. equisetoides</i> (Cham. & Schltdl.) Standl.*	scrambler	vine	x	x	
<i>G. hatschbachii</i> Dempster*	scrambler	vine		x	
<i>G. hypocarpium</i> (L.) Endl. ex Griseb.*	scrambler	vine	x	x	x

<i>G. latoramosum</i> Clos*	scrambler	vine	x	x	x
<i>G. nigroramosum</i> (Ehrend.) Dempster*	scrambler	vine	x	x	x
<i>G. noxium</i> (A.St.-Hil.) Dempster*	scrambler	vine	x	x	x
<i>G. plumosum</i> Rusby*	scrambler	vine	x	x	
<i>G. ramboi</i> Dempster	scrambler	vine		x	
<i>G. sellowianum</i> (Cham.) Walp.*	scrambler	vine	x	x	
<i>G. trichocarpum</i> DC.*	scrambler	vine			x
<i>Guettarda uruguensis</i> Cham. & Schltl.*	scrambler	liana	x	x	x
<i>Malanea evenosa</i> Müll.Arg.	scrambler	liana	x	x	
<i>M. forsteronioides</i> Müll.Arg.	scrambler	liana	x	x	
<i>Manettia chrysoderma</i> Sprague	twiner	vine	x	x	x
<i>M. cordifolia</i> Mart.	twiner	vine	x	x	x
<i>M. glaziovii</i> Wernham	twiner	vine	x	x	
<i>M. gracilis</i> Cham. & Schltl.	twiner	vine	x	x	
<i>M. jorgensenii</i> Standl.	twiner	vine		x	
<i>M. luteo-rubra</i> (Vell.) Benth.	twiner	vine	x	x	
<i>M. pubescens</i> Cham. & Schltl.	twiner	vine	x	x	
<i>M. rojasiana</i> Chodat & Hassl.	twiner	vine	x	x	
<i>M. splendens</i>	twiner	vine	x	x	
<i>M. tweedieana</i> K.Schum.	twiner	vine	x	x	
<i>M. verticillata</i> Wernham	twiner	vine	x	x	
<i>Paederia brasiliensis</i> (Hook. f.) Puff	twiner	vine	x	x	
<i>Sabicea villosa</i> Roem. & Schult.	twiner	liana	x	x	
SAPINDACEAE					
<i>Cardiospermum corindum</i> L.	tendrill-bearer	vine	x	x	x
<i>C. grandiflorum</i> Sw.	tendrill-bearer	vine	x	x	x
<i>C. halicacabum</i> L.	tendrill-bearer	vine	x	x	x
<i>Houssayanthus incanus</i> (Radlk.) Ferrucci	tendrill-bearer	liana	x	x	x
<i>H. monogynus</i> (Schltl.) Ferrucci	tendrill-bearer	liana	x	x	
<i>Paullinia carpopoda</i> Cambess.	tendrill-bearer	liana	x	x	
<i>P. cristata</i> Radlk.	tendrill-bearer	liana		x	
<i>P. elegans</i> Cambess.	tendrill-bearer	liana	x	x	x
<i>P. meliifolia</i> Juss.	tendrill-bearer	liana	x	x	
<i>P. pinnata</i> L.	tendrill-bearer	liana	x	x	

<i>P. revoluta</i> Radlk.	tendrill-bearer	liana	x	x	
<i>P. rhomboidea</i> Radlk.	tendrill-bearer	liana	x	x	
<i>P. riocensis</i> Somner	tendrill-bearer	liana	x	x	
<i>P. seminuda</i> Radlk.	tendrill-bearer	liana	x	x	
<i>P. spicata</i> Benth.	tendrill-bearer	liana	x	x	
<i>P. trigonia</i> Vell.	tendrill-bearer	liana	x	x	
<i>P. uloptera</i> Radlk.	tendrill-bearer	liana	x	x	
<i>Serjania acoma</i> Radlk.	tendrill-bearer	liana	x	x	
<i>S. ampelopsis</i> Planch. & Linden	tendrill-bearer	liana	x	x	
<i>S. caracasana</i> (Jacq.) Willd.	tendrill-bearer	liana	x	x	
<i>S. clematidifolia</i> Cambess.	tendrill-bearer	liana	x	x	
<i>S. communis</i> Cambess.	tendrill-bearer	liana	x	x	
<i>S. confertiflora</i> Radlk.	tendrill-bearer	liana	x	x	
<i>S. cuspidata</i> Cambess.	tendrill-bearer	liana	x	x	
<i>S. decemstriata</i> Radlk.	tendrill-bearer	liana		x	
<i>S. eriocarpa</i> Radlk.	tendrill-bearer	liana	x	x	
<i>S. foveata</i> Griseb.	tendrill-bearer	liana	x	x	
<i>S. fuscifolia</i> Radlk.	tendrill-bearer	liana	x	x	
<i>S. glabrata</i> Kunth	tendrill-bearer	liana	x	x	
<i>S. glutinosa</i> Radlk.	tendrill-bearer	liana	x	x	
<i>S. gracilis</i> Radlk.	tendrill-bearer	liana	x	x	
<i>S. hatschbachii</i> Ferrucci	tendrill-bearer	liana	x	x	
<i>S. hebecarpa</i> Benth.	tendrill-bearer	liana	x	x	x
<i>S. herteri</i> Ferrucci	tendrill-bearer	liana	x	x	x
<i>S. laruotteana</i> Cambess.	tendrill-bearer	liana	x	x	
<i>S. leptocarpa</i> Radlk.	tendrill-bearer	liana	x	x	
<i>S. lethalis</i> A.St.-Hil.	tendrill-bearer	liana	x	x	
<i>S. longistipula</i> Radlk.	tendrill-bearer	liana	x	x	
<i>S. mansiana</i> Mart.	tendrill-bearer	liana	x	x	
<i>S. marginata</i> Casar.	tendrill-bearer	liana	x	x	
<i>S. meridionalis</i> Cambess.	tendrill-bearer	liana	x	x	x
<i>S. minutiflora</i> Radlk.	tendrill-bearer	liana	x	x	
<i>S. multiflora</i> Cambess.	tendrill-bearer	liana	x	x	
<i>S. paranensis</i> Ferrucci & Acev.-Rodr.	tendrill-bearer	liana		x	

<i>S. perulacea</i> Radlk.	tendrill-bearer	liana	x	x	
<i>S. piscatoria</i> Radlk.	tendrill-bearer	liana	x	x	
<i>S. punctulata</i> Radlk.	tendrill-bearer	liana			x
<i>S. reticulata</i> Cambess.	tendrill-bearer	liana	x	x	
<i>S. sufferruginea</i> Radlk.	tendrill-bearer	liana	x	x	
<i>S. tripleuria</i> Ferrucci	tendrill-bearer	liana	x	x	
<i>S. tristis</i> Radlk.	tendrill-bearer	liana	x	x	
<i>S. unidentata</i> Acev.-Rodr.	tendrill-bearer	liana			x
<i>Thinouia compressa</i> Radlk.	tendrill-bearer	liana	x	x	
<i>T. mucronata</i> Radlk.	tendrill-bearer	liana	x	x	
<i>T. paraguayensis</i> (Britton) Radlk.	tendrill-bearer	liana	x	x	
<i>T. scandens</i> Triana & Planch.	tendrill-bearer	liana	x	x	
<i>T. ternata</i> Radlk.	tendrill-bearer	liana	x	x	
<i>T. ventricosa</i> Radlk.	tendrill-bearer	liana	x	x	
<i>Urvillea chacoënsis</i> Hunz.	tendrill-bearer	liana	x	x	x
<i>U. filipes</i> Radlk.	tendrill-bearer	liana	x	x	
<i>U. laevis</i> Radlk.	tendrill-bearer	liana	x	x	
<i>U. triphylla</i> (Vell.) Radlk.	tendrill-bearer	liana	x	x	
<i>U. ulmacea</i> Kunth	tendrill-bearer	liana	x	x	
<i>U. uniloba</i> Radlk.	tendrill-bearer	liana	x	x	x
SCHLEGELIACEAE					
<i>Schlegelia parviflora</i> (Oerst.) Monach.	root-climber	liana	x	x	
SMILACACEAE					
<i>Smilax assumptionis</i> A. DC.	tendrill-bearer	vine	x	x	
<i>S. campestris</i> Griseb.	tendrill-bearer	vine	x	x	x
<i>S. cognata</i> Kunth	tendrill-bearer	vine	x	x	
<i>S. elastica</i> Griseb.	tendrill-bearer	vine	x	x	
<i>S. fluminensis</i> Steud.	tendrill-bearer	vine	x	x	
<i>S. goyazana</i> A.DC.*	tendrill-bearer	vine	x	x	
<i>S. lappacea</i> Willd.	tendrill-bearer	vine	x	x	
<i>S. larvata</i> Griseb.	tendrill-bearer	vine	x	x	
<i>S. pilcomayensis</i> Guagl. & Gattuso	tendrill-bearer	vine	x	x	
<i>S. quinquenervia</i> Vell.	tendrill-bearer	vine	x	x	
<i>S. rufescens</i> Griseb.*	tendrill-bearer	vine	x	x	

<i>S. staminea</i> Griseb.	tendrill-bearer	vine	x	x	
<i>S. stenophylla</i> A.DC.	tendrill-bearer	vine	x	x	
SOLANACEAE					
<i>Solanum alternatopinnatum</i> Steud.	hook-climber	vine	x	x	
<i>S. amygdalifolium</i> Steud.*	leaf-climber	liana	x	x	x
<i>S. calileguae</i> Cabrera	leaf-climber	liana	x	x	
<i>S. flaccidum</i> Vell.	leaf-climber	liana	x	x	
<i>S. hirtellum</i> (Spreng.) Hassl.*	scrambler	liana	x	x	
<i>S. inodorum</i> Vell.	leaf-climber	liana	x	x	
<i>S. laxum</i> Spreng.	leaf-climber	liana	x	x	x
<i>S. odoriferum</i> Vell.	leaf-climber	liana	x	x	
<i>S. uncinellum</i> Lindl.	leaf-climber	liana	x	x	
<i>S. viscosissimum</i> Sendtn.	leaf-climber	liana	x	x	
TRIGONIACEAE					
<i>Trigonía boliviana</i> Warm.	scrambler	liana	x	x	
<i>T. nivea</i> Cambess.	scrambler	liana	x	x	
TROPAEOLACEAE					
<i>Tropaeolum argentinum</i> Buchenau	leaf-climber	vine		x	
<i>T. atropurpureum</i> Sparre	leaf-climber	vine		x	
<i>T. austropurpureum</i> (J.M. Watson & A.R. Flores) J.M. Watson & A.R. Flores	leaf-climber	vine			x
<i>T. azureum</i> Bertero ex Colla	leaf-climber	vine		x	x
<i>T. beuthii</i> Klotzsch	leaf-climber	vine		x	
<i>T. brachyceras</i> Hook. & Arn.	leaf-climber	vine			x
<i>T. capillare</i> Buchenau	leaf-climber	vine	x	x	
<i>T. ciliatum</i> Ruiz & Pav.	leaf-climber	vine			x
<i>T. hookerianum</i> Barnéoud	leaf-climber	vine			x
<i>T. kingii</i> Phil.	leaf-climber	vine		x	x
<i>T. leptophyllum</i> G. Don	leaf-climber	vine			x
<i>T. looseri</i> Sparre*	leaf-climber	vine			x
<i>T. meyeri</i> Sparre	leaf-climber	vine		x	
<i>T. myriophyllum</i> (Poepp. & Endl.) Sparre	leaf-climber	vine			x
<i>T. nuptae-jucundae</i> Sparre	leaf-climber	vine			x
<i>T. pentaphyllum</i> Lam.	leaf-climber	vine	x	x	x
<i>T. rhomboideum</i> Lem.	leaf-climber	vine		x	

<i>T. sanctae-catharinae</i> Sparre	leaf-climber	vine		x	
<i>T. speciosum</i> Poepp. & Endl.	leaf-climber	vine			x
<i>T. tricolor</i> Sweet	leaf-climber	vine		x	x
<i>T. warmingianum</i> Rohrb.	leaf-climber	vine	x	x	
<i>T. willinkii</i> Sparre	leaf-climber	vine		x	
VERBENACEAE					
<i>Lantana camara</i> L.*	scrambler	liana	x	x	x
<i>L. canescens</i> Kunth*	scrambler	liana	x	x	
<i>L. fucata</i> Lindl.*	scrambler	liana	x	x	x
VIOLACEAE					
<i>Anchietea exalata</i> Eichler	twiner	liana	x	x	
<i>A. pyrifolia</i> (Mart.) G.Don	twiner	liana	x	x	x
VITACEAE					
<i>Cissus campestris</i> (Baker) Planch.*	tendrill-bearer	liana	x	x	
<i>C. duarteana</i> Cambess.*	tendrill-bearer	liana	x	x	
<i>C. erosa</i> Rich.*	tendrill-bearer	liana	x	x	
<i>C. gongyloides</i> (Baker) Planch.	tendrill-bearer	liana	x	x	
<i>C. palmata</i> Poir.	tendrill-bearer	liana	x	x	x
<i>C. paulliniifolia</i> Vell.	tendrill-bearer	liana	x	x	
<i>C. simsiana</i> Schult. & Schult.f.	tendrill-bearer	liana	x	x	
<i>C. spinosa</i> Cambess.	tendrill-bearer	liana	x	x	
<i>C. stipulata</i> Vell.	tendrill-bearer	liana	x	x	
<i>C. striata</i> Ruiz & Pav.	tendrill-bearer	liana	x	x	x
<i>C. subrhomboidea</i> (Baker) Planch.	tendrill-bearer	liana	x	x	
<i>C. sulcicaulis</i> (Baker) Planch.	tendrill-bearer	liana	x	x	
<i>C. tweediana</i> (Baker) Griseb.	tendrill-bearer	liana	x	x	
<i>C. verticillata</i> (L.) Nicolson & C.E.Jarvis	tendrill-bearer	liana	x	x	x

ANEXO 7. Ecological characteristics associated with groups of climbers defined based on the mechanism employed for climbing.

Climbing groups	Definition	Ecologic characteristics
Hook-climbers	Climbing by the aid of spines, hooks or thorns, which passively assist them in climbing	Depend more on dense arrangements of supports than on supports of a restricted diameter (Putz, 1984). A potential role of light on their growth and development has been suggested. Some hook-climbers grow into the shade, which aids in finding a support (Darwin, 1865). They may occur both in young and older, taller forests (Hegarty & Caballé, 1991).
Leaf-climbers	Climbing by the aid of a sensitive petiole that bends and clasps the support after contact	Share several ecological characteristics with tendril-bearers, such as: requirement of supports with small diameters and high physiologic adaptability to distinct light conditions (Carter & Teramura, 1988). They may, however, reach greater percent of their hosts' height (Llorens & Leishman, 2008). May dominate the canopy of small trees and shrubs (Carter & Teramura, 1988). More frequent in early stages of forest succession (Putz & Holbrook, 1991)
Root-climbers	Climbing by the aid of adventitious roots. Cannot move between either branches or trees.	Ascend supports of almost any diameter or texture (Hegarty, 1991). Mostly shade-tolerant species, which cope with deep shade by intercepting light efficiently and displaying low photosynthetic rates (Kusumoto <i>et al.</i> 2013; Valladares <i>et al.</i> , 2011). Low acclimation potential to high irradiance (Carter & Teramura, 1988; Teramura <i>et al.</i> , 1991). Occurrence positively associated with precipitation and negatively associated with seasonality across forests worldwide (Durigon <i>et al.</i> , 2013). Abundant in forests with high precipitations (Gentry, 1988) and in latter successional stages (Hegarty & Caballé, 1991)
Scramblers	Merely scramble over vegetation without any special aids	Less specialized than the other types of lianas, being sometimes partly self-supporting (Nabe-Nielsen, 2001). As do hook-climbers, they rely mostly on dense vegetation to climb (Putz & Holbrook, 1991) More abundant in early young forests and edges (Putz & Hoolbrook, 1991; Anbarashan & Parthasarathy, 2013)
Tendril-bearers	Climbing by long, slender, filiform, irritable organs, derived from stems, leaves, or flower peduncles.	Require thinner trellises than other climbers (Putz & Holbrook, 1991; DeWalt <i>et al.</i> , 2000). Great physiological acclimation to both low and high light environments (Teramura <i>et al.</i> , 1991). Although more abundant in early successional stages and forest edges, they may still be important components in terms of basal area and biomass in mature forest. They recruit both early in succession, persisting into latter stages, and in forest gaps (DeWalt <i>et al.</i> , 2000; Leicht-Young <i>et al.</i> , 2010).
Twiners	Climbing by revolving in large arcs, winding around a support.	Capable of climbing a wide range of supports sizes, being the maximum diameter determined by the rigidity, mass and length of elongating portion (Putz, 1984). Some species are reported to be poorly adapted for climbing in deep-shaded environments (Carter & Teramura, 1988; Teramura <i>et al.</i> , 1991). Contribute greatest to liana species richness, abundance and basal area in many tropical and extratropical regions (Putz & Chai, 1987; Gallagher & Leishman, 2012; Durigon <i>et al.</i> , unpublished data) There is contrasting evidence regarding their abundance across forest habitats. Some studies highlight that they may be restricted to early and mid-successional areas (Carter & Teramura, 1988) while others report an increasing in their abundance over stand age (DeWalt <i>et al.</i> , 2000) and higher abundance in mature forest (Hegarty & Caballé, 1991).

References

- Anbarashan, M. & Parthasarathy, N. (2013) Diversity and ecology of lianas in tropical dry evergreen forests on the Coromandel Coast of India under various disturbance regimes. *Flora*, **208**, 22-32.
- Carter, G.A. & Teramura, A.H. (1988) Vine photosynthesis and relationships to climbing mechanics in a forest understory. *American Journal of Botany*, **75**, 1011-1018.
- Darwin, C. (1865) On the movements and habits of climbing plants. *Botanical Journal of the Linnean Society*, **9**, 1-118.
- DeWalt, S.J., Schnitzer, S.A. & Denslow, J.S. (2000) Density and diversity of lianas along a chronosequence in a central Panamanian lowland forest. *Journal of Tropical Ecology*, **16**, 1-19.
- Durigon, J., Duran, S.M. & Gianoli, E. (2013) Global distribution of root climbers is positively associated with precipitation and negatively associated with seasonality. *Journal of Ecology*, **29**, 357-360.
- Gallagher, R.V. & Leishman, M.R. (2012) A global analysis of trait variation and evolution in climbing plants. *Journal of Biogeography*, **39**, 1757-1771.
- Gentry, A.H. (1988) Changes in plant community diversity and floristic composition on environmental and geographical gradients. *Annals of the Missouri Botanical Garden*, **75**, 1-34.
- Hegarty, E.E. (1991) Vine-host interactions. *The biology of vines* (eds F. E. Putz & H. A. Money), pp. 357-376. Cambridge University Press, Cambridge.
- Hegarty, E.E. & Caballé, G. (1991) Distribution and abundance of vines in forest communities. *The biology of vines* (eds F. E. Putz & H. A. Money), pp. 313-336. Cambridge University Press, Cambridge.

- Kusumoto, B., Enoki, T. & Kubota, Y. (2013) Determinant factors influencing the spatial distributions of subtropical lianas are correlated with components of functional trait spectra. *Ecological Research*, **28**, 9-19.
- Leicht-Young, S.A., Pavlovic, N.B., Frohnapple, K.J. & Grundel, R. (2010) Liana habitat and host preferences in northern temperate forests. *Forest Ecology and Management*, **260**, 1467-1477.
- Llorens, A.M. & Leishman, M.R. (2008) Climbing strategies determine light availability for both vines and associated structural hosts. *Australian Journal of Botany*, **56**, 527-534.
- Nabe-Nielsen, J. (2001) Diversity and distribution of lianas in a neotropical rain forest, Yasuni National Park, Ecuador. *Journal of Tropical Ecology*, **17**, 1-19.
- Putz, F.E. (1984) The natural history of lianas on Barro Colorado Island, Panama. *Ecology*, **65**, 1713-1724.
- Putz, F.E. & Chai, P. (1987) Ecological studies of lianas in Lambir National Park, Sarawak, Malaysia. *Journal of Ecology*, **75**, 523-531.
- Putz, F.E. & Holbrook, N.M. (1991) Biomechanical studies of vines. *The biology of vines* (eds F. E. Putz & H. A. Money), pp. 73-98. Cambridge University Press, Cambridge.
- Teramura, A.H., Warren, G.G. & Forseth, I.N. (1991) Physiological ecology of mesic, temperate woody vines. *The Biology of Vines* (eds F. E. Putz & H. A. Money), pp. 245-285. Cambridge University Press, Cambridge.
- Valladares, F., Gianoli, E. & Saldana, A. (2011) Climbing plants in a temperate rainforest understorey: searching for high light or coping with deep shade? *Annals of Botany*, **108**, 231-239.

ANEXO 8. Climbing species recorded in the subtropical forest remnant in southern Brazil, their respective climbing mechanism and abundance across the four major habitats. FGE = forest/grassland ecotones, FOE = forest/outcrop ecotones, PDF = poorly-drained forest, WDF = well-drained forest.

Species	Climbing mechanism	Abundance			
		FGE	FOE	PDF	WDF
<i>Amphilophium paniculatum</i> (L.) Kunth	tendrill-bearer	0	8	0	3
<i>Anchietea pyrifolia</i> G. Don	twining	0	8	0	1
<i>Aristolochia triangularis</i> Cham.	twiner	7	0	0	0
<i>Calea pinnatifida</i> Banks ex Steud.	scrambler	5	36	0	0
<i>Callaeum psilophyllum</i> (A. Juss.) D.M. Johnson	twining	0	0	2	0
<i>Cayaponia alarici</i> M.L.Porto	tendrill-bearer	5	0	3	5
<i>Celtis iguanaea</i> (Jacq.) Sarg	hook-climber	0	3	0	0
<i>Chiococca alba</i> (L.) Hitchc.	scrambling	2	7	2	0
<i>Cissus striata</i> Ruiz & Pav.	tendrill-bearer	0	1	0	0
<i>Clematis dioica</i> L.	leaf-climber	0	2	0	0
<i>Dioscorea demourae</i> R. Knuth	twining	1	0	0	0
<i>Dioscorea scabra</i> Humb. & Bonpl. ex Willd.	twining	0	43	0	0
<i>Dolichandra unguis-cati</i> (L.) L.G. Lohmann	tendrill-bearer	21	20	0	32
<i>Forsteronia glabrescens</i> Müll.Arg.	twiner	49	113	26	40
<i>Forsteronia leptocarpa</i> A.DC.	twiner	7	2	28	10
<i>Forsteronia thyrsoides</i> Müll.Arg.	twiner	95	26	9	37
<i>Guettarda uruguensis</i> Cham. & Schldtl.	scrambling	8	0	0	0
<i>Ipomoea bonariensis</i> Hook.	twining	1	3	0	0
<i>Janusia guaranitica</i> (A. St.-Hil.) A. Juss.	twining	0	4	0	0
<i>Jobinia connivens</i> (Hook. & Arn.) Malme	twiner	2	13	15	0
<i>Lantana fucata</i> Lindl.	scrambling	1	2	0	0
<i>Marcgravia polyantha</i> Delpino	root-climber	0	0	153	0
<i>Melica sarmentosa</i> Nees	twining	0	4	0	0
<i>Mikania hastato-cordata</i> Malme	twiner	1	0	6	0
<i>Mikania involucrata</i> Hook. & Arn.	twiner	1	46	0	0
<i>Mikania campanulata</i> Gardner	twiner	0	1	0	0
<i>Mikania glomerata</i> Spreng.	twiner	0	0	8	0
<i>Mikania laevigata</i> Sch.Bip. ex Baker	twiner	10	21	25	0
<i>Mikania microptera</i> DC.	twiner	0	0	5	0

<i>Mikania ternata</i> (Vell.) B.L.Rob.	twiner	6	0	2	0
<i>Mutisia coccinea</i> A. St.-Hil.	tendrill-bearer	0	2	0	0
<i>Orthosia scoparia</i> (Nutt.) Liede & Meve	twiner	2	7	0	0
<i>Passiflora suberosa</i> L.	tendrill-bearer	0	7	0	0
<i>Pisonia aculeata</i> L.	hook-climber	0	0	0	8
<i>Prestonia coalita</i> (Vell.) Woodson	twiner	15	7	1	3
<i>Scleria secans</i> (L.) Urb.	hook-climber	0	0	16	0
<i>Serjania laruotteana</i> Cambess.	tendrill-bearer	0	1	0	0
<i>Sicydium gracile</i> Cogn	tendrill-bearer	1	4	0	0
<i>Smilax campestris</i> Griseb.	tendrill-bearer	32	34	0	0
<i>Smilax cognata</i> Kunth	tendrill-bearer	0	0	4	2
<i>Solanum laxum</i> Spreng.	leaf-climber	0	1	0	0
<i>Strychnos brasiliensis</i> (Spreng.) Mart.	hook-climber	1	0	0	1
<i>Tanaecium selloi</i> (Spreng.) L.G. Lohmann	tendrill-bearer	0	1	0	6
<i>Tournefortia breviflora</i> DC.	scrambling	0	6	0	0
<i>Tragia volubilis</i> L.	twining	3	3	0	0
<i>Vigna hookeri</i> Verdc.	twining	3	0	0	1
