

Which fish is this? Fishers know more than 100 fish species in megadiverse tropical rivers

Renato A. M. Silvano^{ab*}, Paula E. R. Pereyra^a, Alpina Begossi^{bc}, and Gustavo Hallwass^{bde}

^aDepartamento de Ecologia e Programa de Pós-Graduação em Ecologia – IB, Universidade do Rio Grande do Sul (UFRGS), Rio Grande do Sul, Brazil; ^bFisheries and Food Institute – FIFO (fisheriesandfood.com), Rio de Janeiro, RJ, Brazil; ^cNúcleo de Estudos e Pesquisas em Alimentação – NEPA, CAPESCA, UNICAMP, Campinas, SP, Brazil and PG Unisantia, Santos, SP, Brazil; ^dUniversidade Federal do Oeste do Pará (UFOPA), Pará, Brazil; ^eCurrent address: Instituto de Ciências, Tecnologia e Inovação, Universidade Federal de Lavras (UFLA), São Sebastião do Paraíso, Minas Gerais, Brazil.

*renato.silvano@ufrgs.br

Abstract

Ethnobiological studies on folk, common, or popular names that fishers use to identify fish can help improve fisheries monitoring and collaborations between fishers and researchers. This study investigates fishers' knowledge (recognition, naming, and habitat use) on 115 and 119 fish species, respectively, in the Negro and Tapajos Rivers, two megadiverse rivers in the Brazilian Amazon, and investigates the relationship between such knowledge and fish importance to fisheries, fish abundance, and fish size. We also compared fishers' perceptions on fisheries and fish abundance with literature data on fish harvests and fish sampling. We interviewed 16 fishers in 16 communities (one fisher per community, 8 communities along each river). These fishers recognized an average of 91 ± 10.4 species in the Negro River and 115 ± 7.2 species in the Tapajos River, but all fishers recognized 114 species in Negro and all species in Tapajos. The fishers' knowledge of fish species was positively related to fishers' perceptions on fish abundance, size, and importance to fisheries in the Negro, but only positively related to fish size in the Tapajos. Our results highlight the usefulness of fishers' knowledge to providing data on use and cultural relevance of fish species in high diversity aquatic ecosystems.

OPEN ACCESS

Citation: Silvano RAM, Pereyra PER, Begossi A, and Hallwass G. 2022. Which fish is this? Fishers know more than 100 fish species in megadiverse tropical rivers. FACETS 7: 988–1007. doi:10.1139/facets-2021-0136

Handling Editor: Brenda Parlee

Received: September 4, 2021

Accepted: March 7, 2022

Published: July 14, 2022

Note: This paper is part of a collection titled "Ärramät, the intersections of biodiversity conservation and Indigenous health and well-being".

Copyright: © 2022 Silvano et al. This work is licensed under a [Creative Commons Attribution 4.0 International License](https://creativecommons.org/licenses/by/4.0/) (CC BY 4.0), which permits unrestricted use, distribution, and reproduction in any medium, provided the original author(s) and source are credited.

Published by: Canadian Science Publishing

The interviewed fishers in the Brazilian Amazon recognized an average of 91 fish species in the Negro River and 115 fish species in the Tapajos River, but all fishers recognized 114 species in Negro and all species in Tapajos.



Key words: ethnobiology, small-scale fisheries, Amazon basin, fish use, knowledge index, biodiversity assessment

Introduction

Indigenous and local people have detailed knowledge about the biodiversity of animals and plants (Berkes et al. 2000; Huntington 2011). This knowledge has received increased attention from international forums and policy-oriented research due to its relevance to biodiversity conservation (Hill et al. 2020; Ogar et al. 2020). The Indigenous and local knowledge (ILK) system includes multiple domains, and one of these domains refers to the recognition, naming, and classification of organisms (Berlin 2014; da Silva Mourão and Barbosa Filho 2018). ILK related to recognition of biodiversity, which has been extensively studied in the fields of ethnobiology and ethnotaxonomy, is the focus of the present study. These areas of study, focused on interactions of people with the environment, can help advance understanding of how knowledge is transmitted and the associated mental models therein (Medin et al. 1999). The naming and knowledge of animals and plants may be influenced by their respective utility to people or by intrinsic characteristics that make organisms more noticeable (saliency), such as abundance, coloration, or size among others (Begossi and De Figueiredo 1995; Hunn 1999; Ramires et al. 2012; Berlin 2014). Hunn (1999) observed four factors determining cultural recognition and natural discontinuities: phenotypic saliency, ecological saliency, size, and cultural saliency. Notwithstanding the well-developed research on ethnobiology of medicinal plants (Hanazaki et al. 2000; Begossi et al. 2002; Vandebroek et al. 2008; Vandebroek and Balick 2012; de Andrade et al. 2021), studies on ethnobiology have addressed several kinds of animals, such as birds (Diamond and Bishop 1999), mammals, birds and snakes (Atran 1999; Fita et al. 2010; Prado et al. 2014), birds and fish (Hunn 1999), cetaceans (Souza and Begossi 2007), insects (Lima et al. 2016), and bats (Rego et al. 2015).

Ethnobiological studies addressing fishers' knowledge have long been recognized as an invaluable source of information, especially in tropical countries lacking research capacity (Johannes 1998). Indeed, fishers' knowledge has provided many useful and new data on fish ecology including reproduction, trophic interactions, distribution, migration, invasive species, temporal trends in abundance or size, and interactions with aquatic mammals (Silvano et al. 2006; Silvano and Valbo-Jørgensen 2008; Le Fur et al. 2011; Turvey et al. 2013; Pont et al. 2016; Lopes et al. 2019; Santos et al. 2020; Araujo Catelani et al. 2021; Ribeiro et al. 2021). Furthermore, ethnobiological studies on how fishers name and classify fish have provided relevant information to improve fisheries monitoring and collaboration between fishers and biologists in small-scale coastal fisheries (Begossi and De Figueiredo 1995; Paz and Begossi 1996; Seixas and Begossi 2001; Freire and Pauly 2005; Begossi et al. 2011; Previero et al. 2013; Pinto et al. 2016; Carvalho et al. 2018).

The Amazon basin has the world's richest fish diversity (Dagosta and De Pinna 2019), which is influenced by the seasonality of water levels (flood pulse) and a diversity of aquatic habitats such as the river channel, tributaries, lakes, and floodplain forests (Junk et al. 1989; Sioli 2012). This high diversity of fish and habitats is exploited by widespread small-scale freshwater fisheries (Hallwass et al. 2013b; Hallwass and Silvano 2016), which sustain one of the highest per capita consumption of freshwater fish in the world (Isaac et al. 2015; Begossi et al. 2019; Ferreira et al. 2022). However, many fish species used as food are data deficient in that they lack biological information or conservation assessment in the Brazilian Amazon (Begossi et al. 2019). Previous research has corroborated fishers' knowledge on fish ecology in the Brazilian Amazon (Silvano et al. 2008; Batista and Lima 2010; Hallwass et al. 2013a; Silvano and Begossi 2016; Nunes et al. 2019; Hallwass et al. 2020b; de Souza Junior et al. 2020). Nevertheless, few studies have specifically addressed the recognition and naming of the rich fish diversity by fishers in the Amazonian rivers (Begossi and Garavello 1990; Begossi et al. 2008),

especially with respect to a diverse set of fish species. According to [Atran \(1993\)](#), any criteria, whether utilitarian or symbolic, should be culture-specific. Therefore, Amazonian small-scale riverine fishers are part of the same culture, which allows comparisons.

Our study has the goals of, first, checking the extent of riverine fishers' knowledge (recognition and naming) of 115 and 119 fish species (65 species shared between the two rivers), respectively, in the Negro and Tapajos Rivers, two rivers with high fish diversity in the Brazilian Amazon. Second, we elaborated an index to quantify fishers' knowledge and to investigate its relationship with importance to fisheries, fish abundance, and fish size of each fish species. Our overall hypothesis is that fishers' knowledge would be positively related to fisheries importance, abundance, and size, as bigger fish would be better known ([Begossi and De Figueiredo 1995](#); [Begossi et al. 2008](#)). Third, we compared the fishers' perceptions on importance of fisheries and the abundance of each fish species with independent data from fisheries and fish sampling, respectively. Fourth, we analyzed fishers' knowledge on aquatic habitats where each fish species can be found.

Methods

Study area

The Rio Negro has a drainage area of 695,000 km² ([Latrubesse et al. 2005](#)) and its acidic waters (pH <5) are black due to high amounts of humic substances ([Sioli 2012](#)). The Tapajos River Basin covers 489,000 km² ([Latrubesse et al. 2005](#)) and has greenish waters ([Sioli 2012](#)). Both rivers have few suspended materials and low primary productivity, and their floodplain forests are locally called igapós ([Goulding et al. 2003](#), [Junk et al. 2011](#)). The riverine people studied in both rivers are Caboclos, who are descendants of Indigenous Brazilians, Portuguese colonizers and migrants from other Brazilian regions, making a living of fisheries and small-scale agriculture ([Hallwass et al. 2020a](#)).

We conducted this study in 16 fishing communities (8 along each river), located in the rivers Negro ([Supplementary Fig. S1](#)) and Tapajos ([Supplementary Fig. S2](#)), in the Brazilian Amazon. The extractive reserves (RESEX) are protected areas of sustainable use, allowing the presence of local people, who can use natural resources ([Lopes et al. 2011](#)). In this study, we included four communities located within a RESEX and four outside it in both studied rivers ([Supplementary Figs. S1 and S2](#)). We compared fisheries between communities located inside and outside these RESEX in previous studies ([Hallwass et al. 2020a](#); [Keppeler et al. 2020](#)), but in this study we analyzed interview data at the river scale.

Interviews

This study followed previous and extensive research that we conducted over two years (from 2016 to 2017) in these same communities, including interviews with fishers, voluntary participatory monitoring of fish landings by fishers, and standardized fish samplings (experimental fishing) by using gillnets ([Hallwass et al. 2020a](#); [Keppeler et al. 2020](#); [Silvano 2020](#); [Silvano and Hallwass 2020](#)). Therefore, we knew beforehand both the interviewed fishers and community leaders who had already agreed to participate in our research. This study was the final stage of our research project in these communities to gather information of fishers' knowledge and the common names that they assign to the many fish species that we collected during our fish sampling ([Silvano 2020](#)).

We conducted one individual interview in each studied community (8 interviews in each river) in September 2019 (Tapajos) and January 2020 (Negro). Although two fishers participated in the interviews in three communities in the Negro River, we grouped the information in only one interview dataset for each community ([Table 1](#)). We interviewed the fisher in each community who recorded the most fishing trips during our previous research ([Hallwass et al. 2020a](#); [Silvano and Hallwass 2020](#)).

Table 1. Number of fish species known and that received distinct names by fishers interviewed in each studied community in the Negro and Tapajos Rivers.

River	Community	Fish species known	Fish species distinct names	Experience (years fishing)
Negro	Aracari	105	75	26 ^a
	Bom Jesus	104	79	31
	Aturia	100	66	25
	Bacaba	84	68	32
	Terra Nova	81	71	25
	Patauá	87	60	20 ^a
	Tapiira	88	59	29
	Floresta	79	61	54 ^a
Tapajos	Ponta de Pedras	119	79	57
	Alter do Chao	98	70	45
	Capichauã	116	73	24
	Parauá	119	103	39
	Jauarituba	119	90	27
	Cametá	117	94	32
	Apace	116	76	42
	Santa Cruz	119	85	36

Note: Experience refers to time since each fisher started fishing. The location of communities in both rivers are shown in [Supplementary Figs. S1 and S2](#).

^aTwo fishers were interviewed and the experience is the average of these two fishers.

We considered that this criterion would indicate both fishing expertise (a fisher who goes fishing more often) and willingness to participate in our research. If those fishers were unavailable, we choose those who had provided the second-highest number of recorded fishing trips. If neither of these were available, we interviewed knowledgeable fishers according to our experiences, such as community leaders or fishers who had collaborated with us during fish sampling. We asked fishers about their experience (years fishing) during the interviews. All interviewed fishers have at least 20 years of fishing experience, ranging from 20 to 54 years of experience (average 30 years) in the Negro River and from 24 to 57 years of experience (average 38 years) in the Tapajos River ([Table 1](#)). Almost all the interviewed fishers were men, except for a woman who joined her husband in an interview in the Negro River ([Table 1](#)).

After explaining the study and obtaining consent from fishers, we showed each fisher color photographs of 115 fish species in the Negro River and 119 fish species in the Tapajos River, one photo at a time. Some of these species (65) were the same in both rivers, plus 50 species exclusive to the Negro River and 54 species exclusive to the Tapajos River, amounting to 169 fish species addressed in this study. These fish species and photos were drawn from a pool of 224 fish species that we collected during our fish sampling in these same 16 communities in both rivers ([Silvano 2020](#)). For this study, we selected species with good photographs that encompassed the whole diversity of families and orders of fish sampled, from important commercial fish to small or less valuable fish as well as rare species ([Supplementary Tables S1 and S2](#)). Additional information on the abundance, occurrence, distribution, and photos of all fish species are in [Silvano \(2020\)](#). We showed the fish

photographs to all interviewed fishers in a semi-randomized order, following alphabetical ordering of fish orders, families, and species names ([Supplementary Table S1](#) and [S2](#)). We scaled the size of the photos to resemble differences in sizes among the studied species, from small (10 × 15 cm) to larger photos (29.7 × 42 cm), as well as two intermediate sizes (21 × 15 cm and 29.7 × 21 cm).

For each species shown, we asked the interviewed fisher: (1) if he/she knows the fish, (2) the name of the fish (more than one name could be cited), (3) the importance of the fish to fishing (how often the fish species is caught), (4) how abundant the fish is in the region, and (5) where the fish can usually be found (which aquatic habitat type). We decided to incorporate this question on fish habitats after the first interviews because fishers spontaneously provided this information on habitats when naming fish. Therefore, this question (5) was asked for 6 fishers in Tapajos, but for all 8 fishers in Negro. For questions (3) and (4) we offered four alternative answers to be chosen by the interviewed fishers: none, few, average, or many. If the fisher mentioned not knowing a given fish species, we did not ask the other questions; if the fisher considered the fish to be the same as a fish that was previously shown, we just copied the previous fishers' answer to questions 2 through 5. If fishers gave the same name for two or more fish species but considered them to be different, we then asked the other questions.

Although we usually adopt voluntary participation, in this particular study we offered a reward to the interviewed fishers in the value of \$50 Brazilian real (roughly \$9.5 USD) due to the nature of the interview, which could run longer than usual (on average 40–90 minutes). However, we only mentioned this payment after the fisher had agreed to participate in the interview. This research was approved by the Ethical Committee on Research with Humans of the Federal University of Rio Grande do Sul, Brazil (permit number 1.822.643).

Data analysis

We first summarized the information on the number of species that were known and named by most fishers in each river. We then calculated a simple knowledge index (hereafter, KI) for each species in each river, following the formula:

$$KI = \frac{N \text{ names} - N \text{ do not know}}{N \text{ total of interviews}}$$

where KI is the knowledge index; N names is the number of fishers who provided the same name to the fish, N do not know is the number of fishers who did not know the fish, and N total of interviews is the total number of interviewed fishers. This index ranged from -1 (no fishers knew the fish) to $+1$ (all fishers recognized the fish through a unique name). This fish name could be either a single word (e.g., pescada) or two combined words (e.g., tucunaré pinima), which are usually referred to, respectively, as generic and binomial names in studies of ethnotaxonomy ([Begossi et al. 2008](#)). However, diminutives were considered to be the same name (e.g., mandzinho was considered the same as mandi). We considered that the number of names of each species indicated lower consensus among interviewed fishers regarding the species name, whereas receiving the same name by most or all fishers indicated the distinctiveness of each species. The KI was negatively related to the number of names provided for each species in the Negro (nonparametric Spearman (r_s) = -0.19 , $p = 0.04$, $n = 115$) and Tapajos (r_s = -0.8 , $p < 0.0001$, $n = 119$), besides being negatively related to the number of species that received the same name in the Negro (r_s = -0.22 , $p = 0.02$, $n = 115$) and Tapajos (r_s = -0.26 , $p = 0.004$, $n = 119$). We thus considered that the proposed KI is a reliable quantitative indicator of fishers' knowledge about each fish species.

We also calculated a fishing index (FI) and abundance index (AI) to quantify fishers' perceptions respectively on fish species importance to fishing and abundance, by assigning numerical values to

the closed answers provided by fishers regarding questions 3 and 4: none (0), few (1), average (2), many (3), which were averaged among all answers. These indexes varied from 0 (a fish species that was not fished or did not occur in the region) to 3 (a fish species that all fishers often catch or considered to be abundant). We arbitrarily assigned 0 values for both FI and AI for the unique fish species not recognized by any of the interviewed fishers in the Negro River.

We compared the KI with both FI and AI through rs correlation analyses, as the data were non-normal, even after log-transformation. We compared the average number of names cited for each species, between species recognized by all fishers, and species not recognized by at least one fisher, through Mann–Whitney nonparametric *U* test, in both rivers.

We organized a matrix for each river with fish species and general habitat categories (seven in Negro and five in Tapajos) mentioned by fishers, considering the total number of citations by fishers for each species in each habitat. We then made a multivariate principal component analysis (PCA) using the Euclidean similarity index, to group fish species according to the most cited habitats.

We also correlated the FI and AI with data from our previous studies conducted in 2016 and 2017, respectively, on biomass caught and frequency (number of fish landings on which the species was caught) of each species on fisheries (Hallwass et al. 2020a) and the biomass of each species collected through fish samples (Silvano 2020) in the same studied fishing communities in both rivers. This database consisted of 3,830 fish landings (fishing trips) recorded by the fishers (Hallwass et al. 2020a, Keppeler et al. 2020) and 13,624 individuals of fish sampled by using gillnets in 16 sampling sites (Silvano 2020). We assessed the abundance in biological samples of the same species shown in the photos, whereas the biomass and frequency of each species on fish landings were assessed by comparing the common names cited by fishers (Supplementary Tables S1 and S2) with the common names recorded by fishers during the participatory monitoring of fish landings (Hallwass et al. 2020a). However, the fish names recorded in fisheries were often more general, thus corresponding to more than one, sometimes to several species (e.g., the name piranha corresponds to several species of the genus *Serrasalmus*). In such cases, we included the same values of biomass caught and frequency in fish landings for all species that received the same name. Some fish landings showed either more detailed/specific names (e.g., tucunaré paca) or a general name (tucunaré). In this case, we considered the values recorded for the general name plus the values for the detailed/specific name. We considered the maximum size of individuals collected in our fish samples (Silvano 2020) as an indicator of the size of the studied fish species.

We carried out all correlation analyses separately for each river and considered fish species as sampling units. PCA was done using the PRIMER 6 software program (Clarke and Gorley 2006), and all other analyses used Bioestat software (Ayres Manuel 2007) and plotted the graphs in R (R Core Team 2013).

Results

We recorded a total of 231 common names for 115 fish species in the Negro River (Supplementary Table S1) and 290 common names for 119 species in the Tapajos River (Supplementary Table S2). The focal species received between one and seven names in both rivers (Supplementary Tables S1 and S2) with an average of 2.8 ± 1.4 names in Negro and 3.8 ± 1.6 names in the Tapajos. The average number of names mentioned by the interviewed fishers did not differ between those species recognized by all fishers (median = 2 names, $n = 51$ species) and species that were not recognized by one or more fishers (median = 3 names, $n = 64$ species) in the Negro River ($U = 1409.5$, $p = 0.21$), whereas in the Tapajos River those species that were not recognized by one or more fishers received more names (median = 4.5 names, $n = 24$ species) than species recognized by all fishers (median = 3 names,

$n = 95$ species, $U = 710$, $p < 0.01$). The interviewed fishers recognized between 79 and 105 fish species in the Negro (average of 91 ± 10.4 species) and between 98 and 119 (all) species in the Tapajos (average of 115 ± 7.2 species) and could provide distinct names for an average of 67 ± 7.3 species in Negro and 84 ± 11.4 species in Tapajos (Table 1), as some species received the same name given to other species (Supplementary Tables S1 and S2). Therefore, the interviewed fishers recognized, on average, 79% and 97% of fish from photographs shown in the Negro and Tapajos Rivers, respectively, and named more than half of the fish species in both rivers (Table 1). However, because distinct fish species were recognized by distinct fishers, the total of citations from all fishers indicated that all fish species were recognized in the Tapajos River and 114 species (all except one species) were recognized in the Negro River.

The KI ranged from 1 to -1 in the Negro (Supplementary Table S1) and from 1 to -0.13 in the Tapajos (Supplementary Table S2). The distribution of KI values showed a median of 0.38, with limits of upper quartile (75% higher values) of 0.78 and lower quartile (25% lower values) of 0, in the Negro and a median of 0.5, upper quartile of 0.75 and lower quartile of 0.38, in the Tapajos. We thus considered that values of KI equal or higher than the upper quartile would indicate very good recognition of the fish species by the interviewed fishers, values higher than the median would indicate good recognition, values equal to or lower than the median and equal to or higher than the lower quartile would indicate fair recognition, and values lower than the lower quartile would indicate poor recognition. Fishers showed from very good to reasonable (fair) recognition of a total of 88 and 96 fish species in the Negro and Tapajos Rivers, respectively (Table 2), corresponding to nearly two-thirds of the studied species. Considering the overall recognition patterns, all fish species were recognized by more than half of the interviewed fishers in the Tapajos, whereas in Negro River only 13 species were recognized by less than half of the interviewed fishers and only one species (*Hemiodus atranalis*, $KI = -1$, Supplementary Table S1) was not recognized by any of the interviewees (Table 2). The number of species well recognized by the interviewed fishers (very good and good recognition) was similar in the two rivers: 54 species in the Negro and 56 species in the Tapajos, corresponding to 47% of the studied species in both rivers (Table 2). All interviewed fishers could distinguish 92 and 82 fish species from all other species in the Negro and Tapajos Rivers, respectively; 15 species in the Tapajos and 1 species in Negro were not distinguished by more than half of the interviewed fishers (Table 2). Therefore, even considering that some fishers gave the same name for more than one species, most fishers mentioned these species to be distinct from one another.

The KI was positively related to fish size ($r_s = 0.37$, $p < 0.0001$, $n = 115$) (Fig. 1a), FI ($r_s = 0.59$, $p < 0.0001$, $n = 115$) representing fishing importance (Fig. 1b) and AI ($r_s = 0.4$, $p < 0.0001$, $n = 115$) representing fish abundance (Fig. 1c) of fish species in the Negro river, whereas in the Tapajos River the KI was positively related to fish size ($r_s = 0.45$, $p < 0.0001$, $n = 119$) (Fig. 2) but unrelated to FI ($r_s = 0.15$, $p = 0.12$, $n = 119$) and AI ($r_s = 0.06$, $p = 0.53$, $n = 119$). The FI was positively related to AI in the Negro River ($r_s = 0.36$, $p < 0.0001$, $n = 115$), suggesting that fishers' perceptions on fish abundance were related to perceptions on importance to fishing, but FI and AI were not related in the Tapajos River ($r_s = 0.18$, $p = 0.06$, $n = 119$).

The fishers' perceptions on importance to fishing (FI) were positively related to both the total biomass caught ($r_s = 0.75$, $p < 0.0001$, $n = 115$, Fig. 3a) and frequency ($r_s = 0.77$, $p < 0.0001$, $n = 115$, Supplementary Fig. S3a) of each fish species on fish landings in the Negro River. The FI was also positively related to both biomass ($r_s = 0.74$, $p < 0.0001$, $n = 119$, Fig. 3b) and frequency ($r_s = 0.77$, $p < 0.0001$, $n = 119$, Supplementary Fig. S3b) of fish caught in the fisheries in the Tapajos River. Nevertheless, the fishers' perceptions on fish abundance (AI) were unrelated to the biomass of each species sampled in the Negro ($r_s = 0.13$, $p = 0.16$, $n = 115$) and in the Tapajos ($r_s = 0.1$, $p = 0.3$, $n = 119$).

Table 2. Indicators of the knowledge of the interviewed fishers (n = 8 in each river) about the fish species shown to them in the rivers Negro (n = 115 species) and Tapajos (n = 119 species).

Knowledge indicators	Number of fish species	
	Negro	Tapajos
Very good ^a	29	36
Good ^b	25	20
Regular ^c	34	40
Low ^d	27	23
Known by all fishers	51	95
Unknown by 1 fisher	17	20
Unknown by up to 50% of fishers	34	4
Unknown by >50% of fishers	13	0
Fishers distinguish from other species		
All fishers	92	82
>50% of the fishers	22	22
≤50% of the fishers	1	15
Number of names		
One	23	11
Two	27	15
Three	32	27
Four or more	32	66

Note: The indicators of very good, good, regular, and low are based on the Knowledge Index (KI, see text).

^aCorresponds to KI values equal or higher than the upper quartile in Negro (0.78) and Tapajos (0.75).

^bCorresponds to KI values higher than the median in Negro (0.38) and Tapajos (0.5).

^cCorresponds to KI values equal to or lower than the median and equal to or higher than the lower quartile in Negro (0) and Tapajos (0.38).

^dCorresponds to KI values lower than the lower quartile in Negro (0) and Tapajos (0.38).

The PCA analyses showed 40.5% and 70.6% of explained variation in axis 1 in the Negro ([Supplementary Fig. S4a](#)) and Tapajos ([Supplementary Fig. S4b](#)), respectively. This axis differentiated between most species being mentioned as occurring in the riverside (near the river margin) and lakes in the Negro River ([Supplementary Fig. S4a](#)), while in the Tapajos this axis indicated species occurring in a gradient from lakes and floodplain to the river ([Supplementary Fig. S4b](#)). Overall, most species are considered to occur in the riverine (lotic) habitat in both rivers ([Supplementary Figs. S4a S4b](#)).

Discussion

The fishers we interviewed could recognize and identify (assign a name) to most of the fish species in both rivers, including some species that are not used or that may be rare or small in size. Therefore, fishers know and differentiate more fish species than those 30–40 species currently exploited in fisheries in both rivers ([Hallwass et al. 2020a](#)). Similarly, another study along the coast of Brazil has shown the relevance of fisher's knowledge on target species to filling information gaps about these species where biological information is scarce ([Begossi et al. 2016](#)).

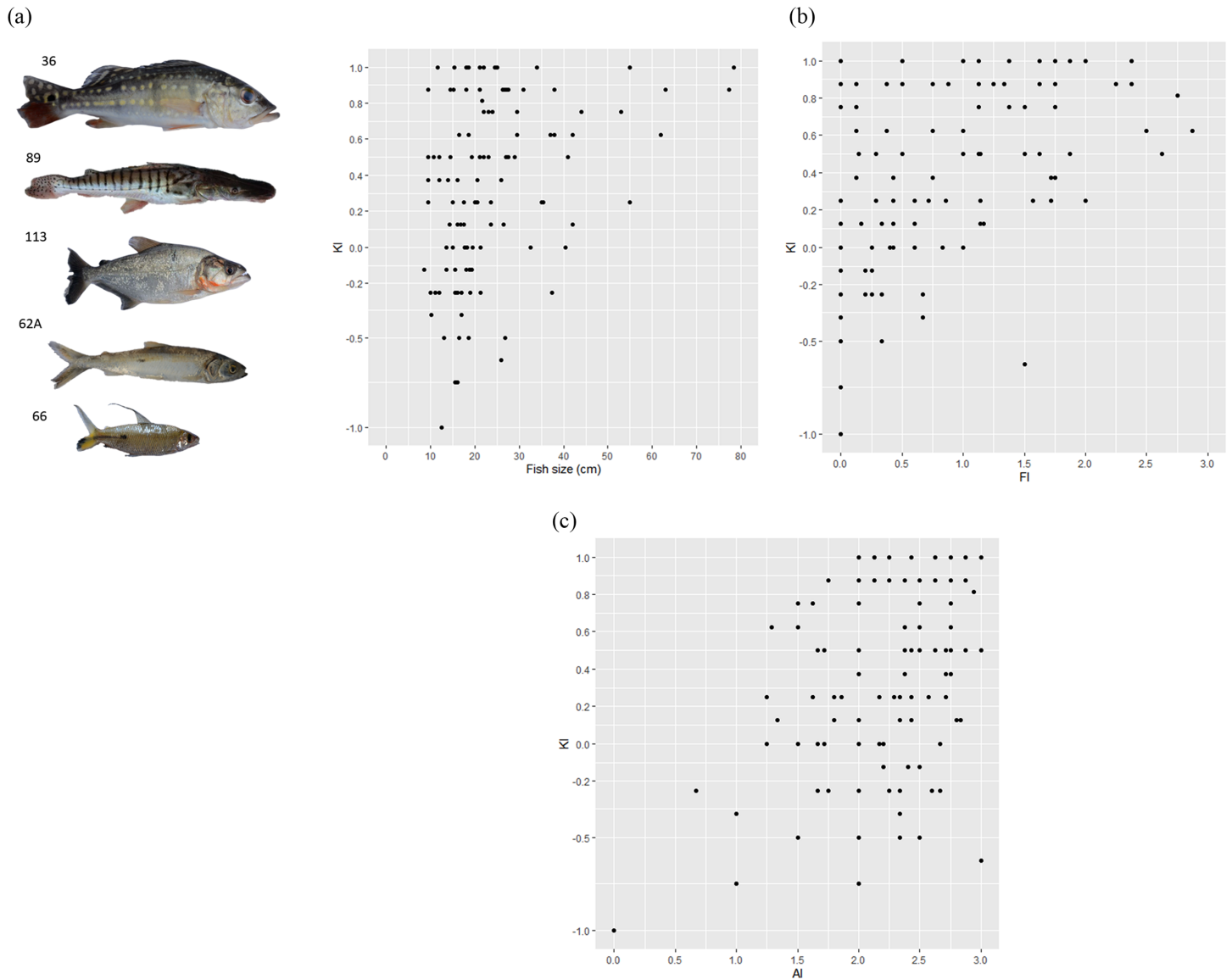


Fig. 1. Relationships between the Knowledge Index (KI) in the Negro River. (a) Fish maximum size (cm) estimated from fish samples (Silvano 2020) with some examples of fish species with differing KI, numbers correspond to numbers of species in [Supplementary Table S1](#): 36 = *Cichla temensis*, 89 = *Pseudoplatystoma tigrinum*, 113 = *Serrasalmus elongatus*, 62A = *Anodus orinocensis*, 66 = *Hemiodus atranalis*. (b) Fishing index (FI). (c) Abundance index (AI). Details on estimation of the indexes are in the text.

One limitation of this study is the restricted sampling of only one fisher per community due to logistical constraints related to the duration of the interview, the expertise required from interviewees, and the posterior analyses of a large amount of interview data. We recognize that this sample size does not allow us to check within community variation on fish names or recurrent names consistently assigned to some fish species through binomials (Begossi et al. 2008). A large sample size could also allow a better evaluation of correspondences between local names (ethnospecies) and scientific names (Previero et al. 2013; Pinto et al. 2016). However, despite this limited sample size, the interviewed fishers still recognized and named most fish species in the Negro River and all fish species in the

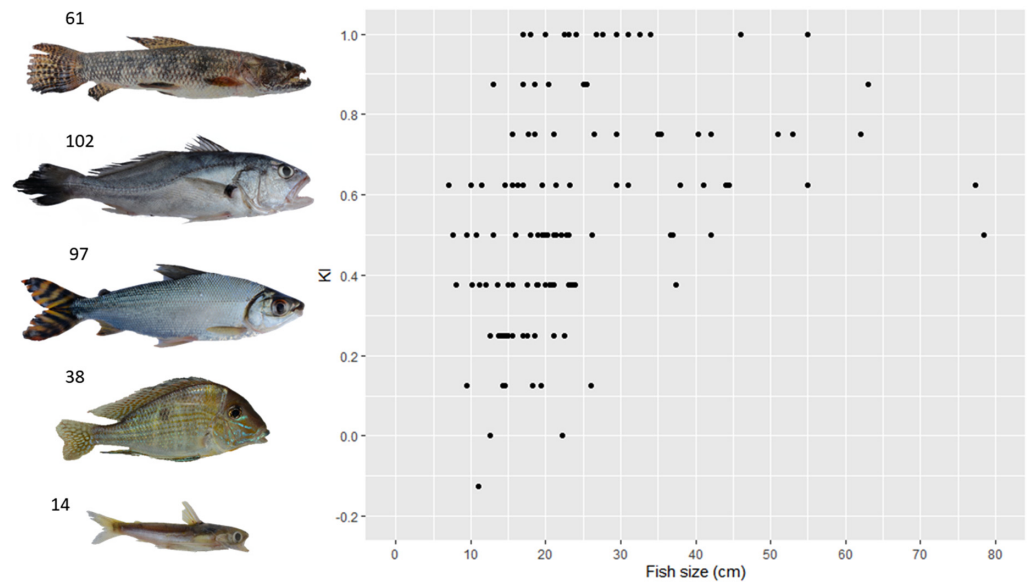


Fig. 2. Relationships between the Knowledge Index (KI) in the Tapajos River and fish maximum size (cm) estimated from fish samples (Silvano 2020) with some examples of fish species with differing KI, numbers correspond to numbers of species in **Supplementary Table S2**: 61 = *Hoplias malabaricus*, 102 = *Plagioscion squamosissimus*, 97 = *Semaprochilodus taeniurus*, 38 = *Geophagus altifrons*, 14 = *Centromochlus heckelii*.

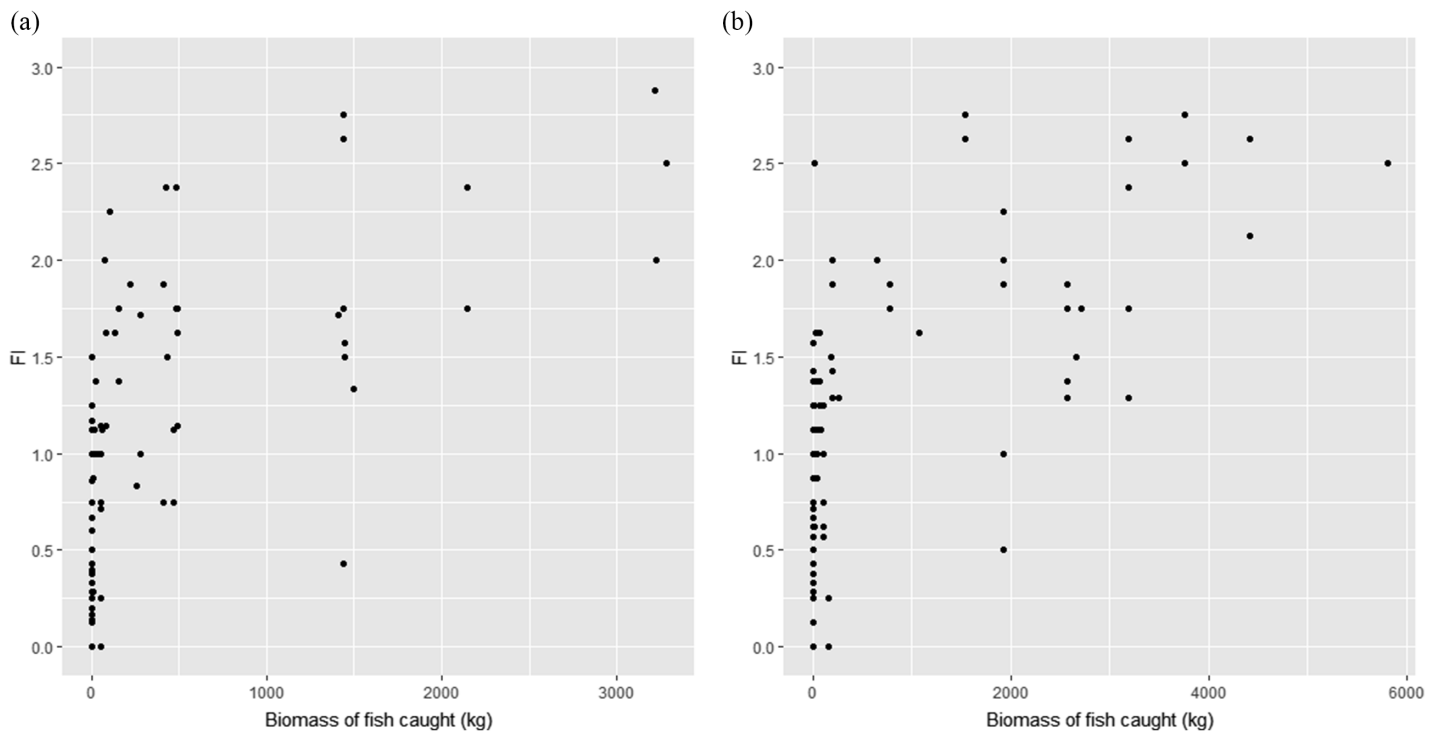


Fig. 3. Relationship between the Fishing Index (FI) and the biomass (kg) of fish caught in (a) Negro River and (b) Tapajos River. Fisheries data estimated through participatory monitoring of fish landings (Hallwass et al. 2020a).

Tapajos River, thus even a few experienced fishers could provide useful and detailed information on fish biodiversity. Furthermore, the rich knowledge of fish names by the interviewed fishers observed in this study reinforces the findings of our previous studies in both rivers, which show the fishers' detailed knowledge of several aspects of fish ecology, including diet and trophic interactions (Silvano et al. 2008; Silvano and Begossi 2016; Pereyra et al. 2021), migrations (Nunes et al. 2019), and long-term changes on abundance (Hallwass et al. 2020b).

The number and overall proportion of species that were well known by fishers were remarkably similar between the two rivers, notwithstanding some environmental differences (a clear and a black water river, located in distinct Amazonian regions) and the lack of contact between fishers from each river. This suggests that some species or groups of species may share distinctive features related to abundance, size, specific characteristics, or importance to fisheries, which are better recognized by fishers in both rivers. The earlier naturalists, such as Wallace in 1848 (Knapp 2013) and Burkhardt in 1866 (Britski et al. 2019), who have travelled along the Amazonian rivers, including the Negro, represented in their drawings some of the fish species with high KI (higher than 0.5), reflecting the salience of these fish to these earlier Amazonian explorers. For example, the drawings made by Wallace from his trip to the Negro River include *Cyphocharax abramoides* (locally branquinha), *Cichla* species, *Osteoglossum bicirrhosum*, *Leporinus fasciatus*, *Acestorhynchus microlepis*, *Agoniates halecinus*, among others (Knapp 2013), whereas Burkhardt produced 2000 images of fish, including *Pseudoplatystoma tigrinum* (Britski et al. 2019).

A previous study indicated that fishers from other sites in the Negro River identify fish species in more detail compared to Brazilian coastal fishers (Begossi et al. 2008). This is because Amazonian fishers apply binomials (a generic name plus a specific one) more often to distinguish among species, which could be related either to a higher diversity at the species level in the Amazonian rivers or to a more elaborate knowledge by Amazonian fishers, which reveal fishers' perceptions on fish morphological or ecological features (Begossi et al. 2008).

A similar pattern was observed in the Tocantins River, where fishers used binomials to name fish species (Begossi and Garavello 1990). Interestingly, fishers in the Tocantins River showed a fuzzy recognition and nomination patterns of some fish species from the Loricariidae, as this family include species with difficult recognition and classification criteria in the biological taxonomy (Begossi and Garavello 1990). The large set of fish species analyzed here confirmed the detailed knowledge about fish ecology and diversity that Amazonian fishers have, thus reinforcing the claims that fishers could act as "parataxonomists" to support rapid biodiversity assessments (Begossi et al. 2008).

Our overall results suggested that fishers have better recognition of fish species in the Tapajos River compared to fishers in Negro River. This difference is difficult to explain, but it could be related to a higher reliance on commercial fisheries (target species) in the Tapajos, as in Negro, fishers from communities within the RESEX Unini (Supplementary Fig. S1) are not allowed to sell the fish caught outside the RESEX boundaries (Hallwass et al. 2020a). Indeed, it seems that more species were recognized in the Negro River by fishers from three communities dedicated to commercial fisheries and located outside the RESEX (Aracari, Bom Jesus, and Aturia, Table 1).

The number of names attributed to organisms are sometimes considered to be positively related to people's ethno-biological knowledge, for example about medicinal plants (Vandebroek et al. 2008; Vandebroek and Balick 2012). However, Begossi et al. (2008) observed a positive relationship between the number of names cited by fishers and the number of doubts (when fishers mentioned not knowing the fish) about fish species in the Brazilian coast and in the Negro River (Brazilian Amazon), which indicates that more names cited and less consensus may reflect more confusion and less knowledge. In this study, the number of names cited by fishers did not differ between fish

species known by all fishers and those species not known by at least one fisher in the Negro River, whereas in the Tapajos the less recognized species received more names on average. These results indicate that besides reflecting local and regional variations, more cited names may be related to a greater difficulty to recognize a given fish species (Begossi et al. 2008). The observed averages of 2.8 and 3.8 names per species provided by fishers in Negro and Tapajos Rivers, respectively, were similar to the mean of 3.17 names for shark species (Carvalho et al. 2018), higher than the average of 1.5 names per fish species (Previero et al. 2013; Pinto et al. 2016), but lower than the average of 6 names per fish species (Freire and Pauly 2005) observed in previous studies with Brazilian coastal fishers. The observed variety of fish names in this study can be at least partially due to regional variations among the studied communities, considering the extension of the studied region (more than 100 km, [Supplementary Figs. S1 and S2](#)). Indeed, the fish *Hypoclinemus mentalis* ([Supplementary Fig. S5](#)) received the name of aramaça by fishers in the first four communities from the Tapajos River's mouth, whereas its name changed to suaia in the next four communities located further upstream, evidencing a geographical variation of names attributed to this species. Therefore, sometimes the lack of consensus on fish names may not necessarily mean reduced knowledge about fish, but may indicate geographical variation.

Two other observations highlight the detailed knowledge of the interviewed fishers. We mistakenly included the large catfish *Brachyplatystoma capapretum* ([Supplementary Fig. S6a](#)) in the set of photos to be shown to fishers in the Tapajos, but this fish species does not occur in this river, where a similar species of the same genera, *B. filamentosum* ([Supplementary Fig. S6b](#)) can be found and which is indeed important to fisheries (Nunes et al. 2019, Hallwass 2020a, 2020b; Silvano 2020). However, we maintained the data for this species in our analysis ([Table S2](#)), as the interviewed fishers noticed the difference in the photograph shown and, although they provided information for the related species (filhote, [Table S2](#)), they alerted us that the fish shown is not usually found in the Tapajos River. In the Negro River, we included two photographs of the species *Myloplus nigrolineatus* (pacu galo, [Table S1](#)), which has morphological differences between females ([Fig. S7a](#)) and males ([Fig. S7b](#)) (Ota et al. 2020, Silvano 2020). Nevertheless, at least half of the interviewed fishers in the Negro River accurately mentioned that these two fish would be female and male of the same species (the same kind of fish), so we pooled the data of these two photographs for the analyses.

Although much simpler than the more elaborated knowledge indexes proposed in ethnobotany (Sousa Araújo et al. 2012), the KI adopted here allowed quantitative analyses and comparisons to be made regarding fishers' knowledge on a large set of fish species. This simple index and the approach adopted in this study could be thus widely applied to evaluate fishers' knowledge on fish diversity in other regions of the Amazon and elsewhere, including other tropical river basins with high fish diversity, but lacking scientific information and threatened by development projects, such as those in Southeast Asia and Africa (Winemiller et al. 2016; Baird et al. 2021).

The knowledge (KI) held by fishers was positively related to fishers' perceptions on fish species abundance, size and importance to fisheries in the Negro River, but the KI was only related to fish size in the Tapajos River. This further confirm that fishers' knowledge about fish species are related to multiple features, including either the fish usefulness to fisheries (Begossi and De Figueiredo 1995; Begossi et al. 2008; Carvalho et al. 2018), or characteristics that makes fish more noticeable to fishers (salience), such as abundance and size (Hunn 1999). Indeed, according to Hunn (1999), fish size significantly affects salience, as "the larger the animal, the finer the degree of taxonomic differentiation" (p. 52). Moreover, those fishes readily recognized (by more than 80% of fishers) in the pictures shown to fishers in a previous study were also species with high KI in this study, such as species of *Brachyplatystoma*, *Brycon*, *Cichla*, *Leporinus*, *Myloplus*, *Serrasalmus* and *Osteoglossum bicirrhosum*,

among others (Begossi et al. 2008). Fishers also formed fish groups (“relatives”, cousins) that corresponds to taxonomic families, especially with species of relative high KI (Begossi et al. 2008).

The fishers’ perceptions on importance to fisheries was related to data from fisheries monitoring in both rivers and at the same communities (Hallwass et al. 2020a). A previous study similarly shows a positive relation between fishers’ citations and fisheries data for fish species in the Tocantins River, also in the Brazilian Amazon (Hallwass et al. 2013a). In the absence of fisheries monitoring, interviews with fishers have been widely applied to gather quantitative data on fish use, catches and consumption in the Brazilian Amazon (Begossi et al. 1999, 2019; Isaac et al. 2015; Hallwass et al. 2020b; Runde et al. 2020) and in other tropical rivers (Fluet-Chouinard et al. 2018). Our results further support the applicability of interviews with fishers to gather needed data on the use and cultural relevance of fish species in high diversity aquatic ecosystems. The detailed studies on fish local names can improve fisheries monitoring systems (Freire and Pauly 2005; Previero et al. 2013) and the assessment of fishing effects on distinct fish species to develop proper management actions (Carvalho et al. 2018). Therefore, the observed fishers’ knowledge on fish species names and their relative importance to fishing in the studied rivers can stimulate and improve initiatives of participatory monitoring of small-scale fisheries in Amazonian rivers (Silvano and Hallwass 2020).

Notwithstanding their overall good knowledge on most of the fish species, fishers’ perceptions regarding fish abundance were unrelated to the relative abundance of each species assessed through biological sampling in both rivers (Silvano 2020). These disagreements between fishers’ local ecological knowledge and biological studies do not necessarily mean that fishers would be equivocated (Silvano and Valbo-Jørgensen 2008). This indicates possible uncertainty and variation of estimates from both fishers’ knowledge and biological sampling. For example, standardized biological sampling may underrepresent the abundance of some fish species exploited by fishers, who use more selective fishing gear (Hallwass and Silvano 2016). On the other hand, fishers may overestimate the abundance of some fish species, especially those more valuable or usually harvested (Hallwass et al. 2013a). Another possibility is a mismatch in scale, as fishers’ answers are more related to fish abundance in the area surrounding their communities, while fish sampling data were pooled for 8 fish samples in each river, including all the studied communities. Therefore, both sources of information may complement each other.

The interviewed fishers also provided information on habitat use by the focal fish species. The river and riverside (close to shore or river’s margin) were the main habitats cited for most of the fishes in both rivers. The stretch of Tapajos River studied may have a lower heterogeneity of habitats, since the river channel is wide (10–15 km, Fig. S2) with a narrow floodplain area and fisheries occur mainly (more than 70% of fish landings) in the river channel (Hallwass et al. 2020a). On the other hand, Negro River has a larger floodplain and possibly more heterogeneous habitats, and fisheries are more homogeneously distributed among aquatic habitats (Hallwass et al. 2020a). This may have influenced a higher variety of habitat information from fishers in the Negro river. Despite the aforementioned differences between the two rivers, we observed some similarities in habitats used by some fish species according to fishers. For example, the jacundá (*Crenicichla* spp., Tables S1 and S2) was associated to the floodplain in both rivers. The combined data from fishers’ knowledge on species recognition, use (fishing) and habitat could be applied in rapid environmental impact assessments over a broad geographical scale, based on interviews with fishers. For example, fishers’ knowledge can considerably improve the assessment of downstream impacts from existing or proposed dams, especially in less studied tropical rivers (Baird et al. 2021), such as Amazonian rivers (Hallwass et al. 2013a; Santos et al. 2020), including the Tapajos (Nunes et al. 2019; Runde et al. 2020). The methodological approach adopted in this study allows fishers and researchers to quickly recognize the fish species occurring in an area and how these species are used by local people. This simple and straightforward

methodology could be broadly replicated throughout the Brazilian Amazon, for example by using available books with photos of fish species from many Amazonian rivers (Ferreira et al. 1998; Silvano 2001; Santos et al. 2004; Ohara et al. 2017) including the Tapajos and Negro rivers (Silvano 2020).

Conclusion

In this study, we adopted a simple, quali-quantitative approach, including interviews with few fishers across a broad geographic area (16 communities), to show that fishers can recognize and name a large set of more than 100 fish species in large tropical rivers with the richest fish biodiversity in the world. Although fishers may better know those species that are larger, abundant, or more important to fisheries, the total amount of species known include fish species not used or less abundant, thus indicating that fishers' knowledge extends beyond the most useful or common fish species. In addition to adding to the body of evidence on the detailed knowledge that Amazonian fishers have on fish ecology, our results point to new and promising venues of research and collaboration with fishers. In the absence of resources or capacity to conduct more detailed and long term research, the approach here adopted can provide fast, cost-effective and reliable data on fish biodiversity patterns to support management, conservation and impact assessment, especially in those regions of the world facing pressing needs of biodiversity and cultural conservation. We hope that enhanced collaboration between fishers and researchers would help empower fishers, enabling them to protect the aquatic ecosystems and fish diversity on which they rely for their livelihoods.

Acknowledgments

We thank the fishers for their invaluable collaboration with this study, Anais R.P. Rowedder and Daiana I. Schneider for help with the interviews in the Negro river, and Katarzyna Nowak for useful suggestions and edits in a previous version of the manuscript. This research was funded by the Partnerships for Enhanced Engagement in Research (PEER) program (Cycle 4), from the National Academies of Sciences, Engineering, and Medicine (NAS) and the U.S. Agency for International Development (USAID), grant AID-OAA-A-11-00012 and by the Social Science and Humanities Research Council (SSHRC) of Canada (Project Tracking Change, Grant number: RES0027949). The authors R.A.M.S. (grant 303393/2019-0), A.B. (grant 301592-2017-9) and P.E.R.P. (grant 140957/2017-0) received research grants from the Conselho Nacional de Desenvolvimento Científico e Tecnológico, Brazil (CNPq). These funding sources were not involved in the development of the research or the collection, analysis, and interpretation of the data.

Author contributions

RAMS conceived and designed the study. RAMS, PERP, and GH performed the experiments/collected the data. RAMS, PERP, AB, and GH analyzed and interpreted the data. RAMS contributed resources. RAMS, PERP, AB, and GH drafted or revised the manuscript.

Data availability statement

The data analyzed in this article can be found in the Supplementary Material ([Tables S1](#) and [S2](#)).

Conflict of interest

The authors declare that they have no conflict of interest.

Supplementary material

The following Supplementary Material is available with the article through the journal website at doi:[10.1139/facets-2021-0136](https://doi.org/10.1139/facets-2021-0136).

Supplementary Material 1

References

- Araujo Catelani P, Petry A.C, Mayer Pelicice F, and Azevedo Matias Silvano R. 2021. Fishers' knowledge on the ecology, impacts and benefits of the non-native peacock bass *Cichla kelberi* in a coastal river in southeastern Brazil. *Ethnobiology and Conservation*, 10(4): 1–17. DOI: [10.15451/ec2020-11-10.04-1-16](https://doi.org/10.15451/ec2020-11-10.04-1-16)
- Atran S. 1993. *Cognitive foundations of natural history: towards an anthropology of science*. Cambridge University Press.
- Atran S. 1999. Itzaj Maya folkbiological taxonomy: cognitive universals and cultural particulars. *Folkbiology*, 119: 203.
- Ayres Manuel. 2007. *Bioestat - APLICAÇÕES ESTATÍSTICAS NAS ÁREAS DAS CIÊNCIAS BIO-MÉDICAS*. IDSM, Belem, Brazil
- Baird IG, Silvano RAM, Parlee B, Poesch M, Maclean B, Napoleon A, et al. 2021. The Downstream Impacts of Hydropower Dams and Indigenous and Local Knowledge: examples from the Peace–Athabasca, Mekong, and Amazon. *Environmental Management*. 67: 682–696. DOI: [10.1007/s00267-020-01418-x](https://doi.org/10.1007/s00267-020-01418-x)
- Batista VS, and Lima LG. 2010. In search of traditional bio-ecological knowledge useful for fisheries co-management: the case of jaraquis *Semaprochilodus* spp. (Characiformes, Prochilodontidae) in Central Amazon, Brazil. *Journal of Ethnobiology and Ethnomedicine*, 6(1): 1–9. DOI: [10.1186/1746-4269-6-1](https://doi.org/10.1186/1746-4269-6-1)
- Begossi A, Clauzet M, Figueiredo JL, Garuana L, Lima RV, Lopes PF, et al. 2008. Are Biological Species and Higher-Ranking Categories Real? Fish Folk Taxonomy on Brazil's Atlantic Forest Coast and in the Amazon. *Current Anthropology*, 49(2): 291–306. DOI: [10.1086/527437](https://doi.org/10.1086/527437)
- Begossi A, and De Figueiredo J. 1995. Ethnoichthyology of southern coastal fishermen: cases from Búzios Island and Sepetiba Bay (Brazil). *Bulletin of Marine Science*, 56(2): 710–717.
- Begossi A, and Garavello JC. 1990. Notes on the ethnoichthyology of fishermen from the Tocantins river (Brazil). *Acta Amazonica*, 20(0) 341–351. DOI: [10.1590/1809-43921990201351](https://doi.org/10.1590/1809-43921990201351)
- Begossi A, Hanazaki N, and Tamashiro JY.,2002. Medicinal plants in the Atlantic Forest (Brazil): knowledge, use, and conservation. *Human ecology*, 30(3): 281–299. DOI: [10.1023/A:1016564217719](https://doi.org/10.1023/A:1016564217719)
- Begossi A, Salivonchyk S, Hallwass G, Hanazaki N, Lopes P, Silvano R, et al. 2019. Fish consumption on the Amazon: a review of biodiversity, hydropower and food security issues. *Brazilian Journal of Biology*, 79(2): 345–357. DOI: [10.1590/1519-6984.186572](https://doi.org/10.1590/1519-6984.186572)
- Begossi A, Salivonchyk S, Lopes PFM, and Silvano RAM. 2016. Fishers' knowledge on the coast of Brazil. *Journal of Ethnobiology and Ethnomedicine*, 12(1). DOI: [10.1186/s13002-016-0091-1](https://doi.org/10.1186/s13002-016-0091-1)

Begossi A, Salivonchik SV, Araujo LG, Andreoli TB, Clauzet M, Martinelli CM. et al. 2011. Ethnobiology of snappers (Lutjanidae): target species and suggestions for management. *Journal of Ethnobiology and Ethnomedicine*, 7: 11. PMID: [21410969](#) DOI: [10.1186/1746-4269-7-11](#)

Begossi A, Silvano R, Do Amaral B, and Oyakawa O.,1999. Uses of fish and game by inhabitants of an extractive reserve (Upper Juruá, Acre, Brazil). *Environment, Development and Sustainability*, 1(1): 73–93. DOI: [10.1023/A:1010075315060](#)

Berkes F, Colding J, and Folke C. 2000. Rediscovery of traditional ecological knowledge as adaptive management. *Ecological applications*, 10(5): 1251–1262. DOI: [10.1890/1051-0761\(2000\)010\[1251:ROTEKA\]2.0.CO;2](#)

Berlin B. 2014. *Ethnobiological classification: principles of categorization of plants and animals in traditional societies*. Princeton University Press.

Britski HA, Figueiredo JL, and Biancalana M. 2019. Peixes do Brasil: aquarelas de Jacques Burkhardt 1865-1866 = Brazilian fishes: watercolors by Jacques Burkhardt (1865–1866). Edusp, São Paulo, SP, Brasil.

Carvalho MM, de, Oliveira MR, de, Lopes PFM, and Oliveira JEL. 2018. Ethnotaxonomy of sharks from tropical waters of Brazil. *Journal of Ethnobiology and Ethnomedicine*, 14(1): 71. PMID: [30463569](#) DOI: [10.1186/s13002-018-0273-0](#)

Clarke K, and Gorley R. 2006. PRIMER v6: user manual/tutorial, Primer E: plymouth. Plymouth Marine Laboratory, Plymouth, UK.

Dagosta FC, and De Pinna M. 2019. The fishes of the Amazon: distribution and biogeographical patterns, with a comprehensive list of species. *Bulletin of the American Museum of Natural History*, 2019 (431): 1–163. DOI: [10.1206/0003-0090.431.1.1](#)

de Andrade J.H.C, Rodrigues J, Benites A, Benites C, Acosta A, Benites M, et al. 2021. Notes on current Mbyá-Guarani medicinal plant exchanges in southern Brazil. *Journal of Ethnobiology and Ethnomedicine*, 17 (1): 38. PMID: [34078398](#) DOI: [10.1186/s13002-021-00465-w](#)

Diamond J, and Bishop KD. 1999. Ethno-ornithology of the Ketengban people, Indonesian New Guinea. *Folkbiology*, 17: 45.

Ferreira EJG, Zuanon JA, and dos Santos GM. 1998. Peixes comerciais do médio Amazonas: região de Santarém, Pará.

Ferreira RP, Lopes PFM, Campos-Silva JV, Silvano RAM, and Begossi A. 2022. The Upper Juruá Extractive Reserve in the Brazilian Amazon: past and present†. *Brazilian Journal of Biology*, 82: e239188. DOI: [10.1590/1519-6984.239188](#)

Fita DS, Costa Neto EM, and Schiavetti A. 2010. ‘Offensive’ snakes: cultural beliefs and practices related to snakebites in a Brazilian rural settlement. *Journal of Ethnobiology and Ethnomedicine*, 6(1): 13. DOI: [10.1186/1746-4269-6-13](#)

Fluet-Chouinard E, Funge-Smith S, and McIntyre PB. 2018. Global hidden harvest of freshwater fish revealed by household surveys. *Proceedings of the National Academy of Sciences of the United States of America*, 115(29): 7623–7628.

- Freire KM, and Pauly D. 2005. Richness of common names of Brazilian marine fishes and its effect on catch statistics. *Journal of Ethnobiology*, 25(2): 279–296. DOI: [10.2993/0278-0771\(2005\)25\[279:ROCN0B\]2.0.CO;2](https://doi.org/10.2993/0278-0771(2005)25[279:ROCN0B]2.0.CO;2)
- Goulding M, Barthem R, and Ferreira E. 2003. *The Smithsonian atlas of the Amazon*. Smithsonian Institution, Washington, D.C.
- Hallwass G, Lopes PF, Juras AA, and Silvano RAM. 2013a. Fishers' knowledge identifies environmental changes and fish abundance trends in impounded tropical rivers. *Ecological Applications*, 23(2): 392–407. DOI: [10.1890/12-0429.1](https://doi.org/10.1890/12-0429.1)
- Hallwass G, Lopes PFM, Juras AA, and Silvano RAM. 2013b. Behavioral and environmental influences on fishing rewards and the outcomes of alternative management scenarios for large tropical rivers. *Journal of Environmental Management*, 128: 274–282. DOI: [10.1016/j.jenvman.2013.05.037](https://doi.org/10.1016/j.jenvman.2013.05.037)
- Hallwass G, da Silva LHT, Nagl P, Clauzet M, and Begossi A. 2020a. Small-scale Fisheries, Livelihoods, and Food Security of Riverine People. *In Fish and Fisheries in the Brazilian Amazon. Edited by RAM. Silvano*. Springer International Publishing, Cham. pp. 23–39.
- Hallwass G, Schiavetti A, and Silvano RAM. 2020b. Fishers' knowledge indicates temporal changes in composition and abundance of fishing resources in Amazon protected areas. *Animal Conservation*, 23(1): 36–47. DOI: [10.1111/acv.12504](https://doi.org/10.1111/acv.12504)
- Hallwass G, and Silvano RA. 2016. Patterns of selectiveness in the Amazonian freshwater fisheries: implications for management. *Journal of Environmental Planning and Management*, 59(9): 1537–1559. DOI: [10.1080/09640568.2015.1081587](https://doi.org/10.1080/09640568.2015.1081587)
- Hanazaki N, Tamashiro JY, Leitão-Filho HF, and Begossi A. 2000. Diversity of plant uses in two Caiçara communities from the Atlantic Forest coast, Brazil. *Biodiversity & Conservation*, 9(5): 597–615. DOI: [10.1023/A:1008920301824](https://doi.org/10.1023/A:1008920301824)
- Hill R, Adem Ç, Alangui WV, Molnár Z, Aumeeruddy-Thomas Y, Bridgewater P, et al. 2020. Working with Indigenous, local and scientific knowledge in assessments of nature and nature's linkages with people. *Current Opinion in Environmental Sustainability*, 43: 8–20. DOI: [10.1016/j.cosust.2019.12.006](https://doi.org/10.1016/j.cosust.2019.12.006)
- Hunn E. 1999. Size as limiting the recognition of biodiversity in folkbiological classifications: one of four factors governing the cultural recognition of biological taxa. *Folkbiology*, 47: 47–69.
- Huntington HP. 2011. The local perspective. *Nature*, 478(7368): 182–183. PMID: [21993743](https://pubmed.ncbi.nlm.nih.gov/21993743/) DOI: [10.1038/478182a](https://doi.org/10.1038/478182a)
- Isaac VJ, Almeida MC, Giarrizzo T, Deus CP, Vale R, Klein G, et al. 2015. Food consumption as an indicator of the conservation of natural resources in riverine communities of the Brazilian Amazon. *Anais da Academia Brasileira de Ciências*, 87(4): 2229–2242. PMID: [26628023](https://pubmed.ncbi.nlm.nih.gov/26628023/) DOI: [10.1590/0001-3765201520140250](https://doi.org/10.1590/0001-3765201520140250)
- Johannes RE. 1998. The case for data-less marine resource management: examples from tropical near-shore finfisheries. *Trends in Ecology & Evolution*, 13(6): 243–246. PMID: [21238285](https://pubmed.ncbi.nlm.nih.gov/21238285/) DOI: [10.1016/S0169-5347\(98\)01384-6](https://doi.org/10.1016/S0169-5347(98)01384-6)
- Junk WJ, Bayley PB, and Sparks RE. 1989. The flood pulse concept in river-floodplain systems. *Canadian special publication of fisheries and aquatic sciences*, 106(1): 110–127.

Junk WJ, Piedade MTF, Schöngart J, Cohn-Haft M, Adeney JM, and Wittmann F. 2011. A classification of major naturally-occurring Amazonian lowland wetlands. *Wetlands*, 31(4): 623–640. DOI: [10.1007/s13157-011-0190-7](https://doi.org/10.1007/s13157-011-0190-7)

Keppeler FW, Hallwass G, Santos F, da Silva LHT, and Silvano RAM. 2020. What makes a good catch? Effects of variables from individual to regional scales on tropical small-scale fisheries. *Fisheries Research*, 229: 105571. DOI: [10.1016/j.fishres.2020.105571](https://doi.org/10.1016/j.fishres.2020.105571)

Knapp S. 2013. Alfred Russel Wallace in the Amazon: footsteps in the forest. Natural History Museum.

Latrubesse EM, Stevaux JC, and Sinha R. 2005. Tropical rivers. *Geomorphology*, 70(3–4): 187–206. DOI: [10.1016/j.geomorph.2005.02.005](https://doi.org/10.1016/j.geomorph.2005.02.005)

Le Fur J, Guilavogui A, and Teitelbaum A. 2011. Contribution of local fishermen to improving knowledge of the marine ecosystem and resources in the Republic of Guinea, West Africa. *Canadian Journal of Fisheries and Aquatic Sciences*, 68(8): 1454–1469. DOI: [10.1139/f2011-061](https://doi.org/10.1139/f2011-061)

Lima DC, de O, Ramos, MA., da Silva HCH, and Alves AGC. 2016. Rapid assessment of insect fauna based on local knowledge: comparing ecological and ethnobiological methods. *Journal of Ethnobiology and Ethnomedicine*, 12(1): 15. DOI: [10.1186/s13002-016-0085-z](https://doi.org/10.1186/s13002-016-0085-z)

Lopes PFM, Silvano RAM, and Begossi A. 2011. Extractive and Sustainable Development Reserves in Brazil: resilient alternatives to fisheries? *Journal of Environmental Planning and Management*, 54(4): 421–443. DOI: [10.1080/09640568.2010.508687](https://doi.org/10.1080/09640568.2010.508687)

Lopes PFM, Verba JT, Begossi A, and Pennino MG. 2019. Predicting species distribution from fishers' local ecological knowledge: a new alternative for data-poor management. *Canadian Journal of Fisheries and Aquatic Sciences*, 76(8): 1423–1431. DOI: [10.1139/cjfas-2018-0148](https://doi.org/10.1139/cjfas-2018-0148)

Medin DL, Atran S, and Atran D, de RS. 1999. *Folkbiology*. Mit Press.

Nunes MUS, Hallwass G, and Silvano RAM. 2019. Fishers' local ecological knowledge indicate migration patterns of tropical freshwater fish in an Amazonian river. *Hydrobiologia*, 833(1): 197–215. DOI: [10.1007/s10750-019-3901-3](https://doi.org/10.1007/s10750-019-3901-3)

Ogar E, Pecl G, and Mustonen T. 2020. Science Must Embrace Traditional and Indigenous Knowledge to Solve Our Biodiversity Crisis. *One Earth*, 3(2): 162–165. DOI: [10.1016/j.oneear.2020.07.006](https://doi.org/10.1016/j.oneear.2020.07.006)

Ohara W, Lima F, Salvador G, and Andrade M. 2017. *Peixes do Rio Teles Pires: diversidade e guia de identificação*. Gráfica Amazonas e Editora Ltda–EPP, Aparecida de Goiânia.

Ota RP, Machado VN, Andrade MC, Collins RA, Farias IP, and Hrbek T. 2020. Integrative taxonomy reveals a new species of pacu (Characiformes: serrasalmidae: Myloplus) from the Brazilian Amazon. *Neotropical Ichthyology*, 18(1). DOI: [10.1590/1982-0224-20190112](https://doi.org/10.1590/1982-0224-20190112)

Paz VA, and Begossi A. 1996. Ethnoichthyology of gamboa fishermen of Sepetiba bay, Brazil. *Journal of ethnobiology*, 16(2): 157–168.

Pereyra PER, Hallwass G, Poesch M, and Silvano RAM. 2021. 'Taking fishers' knowledge to the lab': an interdisciplinary approach to understand fish trophic relationships in the Brazilian Amazon. *Frontiers in Ecology and Evolution*, 9: 723026. DOI: [10.3389/fevo.2021.723026](https://doi.org/10.3389/fevo.2021.723026)

- Pinto MF, Mourão JS, and Alves RRN. 2016. How do Artisanal Fishermen Name Fish? An Ethnotaxonomic Study in Northeastern Brazil. *Journal of Ethnobiology*, 36(2): 348–381. DOI: [10.2993/0278-0771-36.2.348](https://doi.org/10.2993/0278-0771-36.2.348)
- Pont AC, Marchini S, Engel MT, Machado R, Ott PH, Crespo EA, et al. 2016. The human dimension of the conflict between fishermen and South American sea lions in southern Brazil. *Hydrobiologia*, 770(1): 89–104. DOI: [10.1007/s10750-015-2576-7](https://doi.org/10.1007/s10750-015-2576-7)
- Prado H, Murrieta RS, Adams C, and Brondizio E. 2014. Local and scientific knowledge for assessing the use of fallows and mature forest by large mammals in SE Brazil: identifying singularities in folk-ecology. *Journal of Ethnobiology and Ethnomedicine*, 10(1): 7. DOI: [10.1186/1746-4269-10-7](https://doi.org/10.1186/1746-4269-10-7)
- Previero M, Minte-Vera CV, and Moura RL. De. 2013. Fisheries monitoring in Babel: fish ethnotaxonomy in a hotspot of common names. *Neotropical Ichthyology*, 11(2): 467–476. DOI: [10.1590/S1679-62252013000200016](https://doi.org/10.1590/S1679-62252013000200016)
- R Core Team. 2013. R: A language and environment for statistical computing. R Foundation for Statistical Computing, Vienna, Austria. [online]: Available from [R-project.org/](https://www.R-project.org/).
- Ramires M, Clauzet M, and Begossi A. 2012. Folk taxonomy of fishes of artisanal fishermen of Ilhabela (São Paulo/Brazil). *Biota Neotropica*, 12(4): 29–40. DOI: [10.1590/S1676-06032012000400002](https://doi.org/10.1590/S1676-06032012000400002)
- Rego KM, da C, Zeppelini CG, Lopez, LCS, and Alves, RRN 2015. Assessing human-bat interactions around a protected area in northeastern Brazil. *Journal of Ethnobiology and Ethnomedicine*, 11(1): 80. DOI: [10.1186/s13002-015-0058-7](https://doi.org/10.1186/s13002-015-0058-7)
- Ribeiro AR, Damasio LMA, and Silvano RAM. 2021. Fishers' ecological knowledge to support conservation of reef fish (groupers) in the tropical Atlantic. *Ocean & Coastal Management*, 204: 105543. DOI: [10.1016/j.ocecoaman.2021.105543](https://doi.org/10.1016/j.ocecoaman.2021.105543)
- Runde A, Hallwass G, and Silvano RAM. 2020. Fishers' knowledge indicates extensive socioecological impacts downstream of proposed dams in a tropical river. *One Earth*, 2(3): 255–268. DOI: [10.1016/j.oneear.2020.02.012](https://doi.org/10.1016/j.oneear.2020.02.012)
- Santos GM dos, Juras AA, Mérona B de, and Jégue M. 2004. Peixes do baixo rio Tocantins. 20 anos depois da Usina Hidrelétrica Tucuruí. Eletronorte, Brasília.
- Santos RE, Pinto-Coelho RM, Drumond MA, Fonseca R, and Zanchi FB. 2020. Damming Amazon Rivers: environmental impacts of hydroelectric dams on Brazil's Madeira River according to local fishers' perception. *Ambio*, 49: 1612–1628. PMID: [31994028](https://pubmed.ncbi.nlm.nih.gov/31994028/) DOI: [10.1007/s13280-020-01316-w](https://doi.org/10.1007/s13280-020-01316-w)
- Seixas CS, and Begossi A. 2001. Ethnozoology of fishing communities from Ilha Grande (Atlantic forest coast, Brazil). *Journal of Ethnobiology*, 21(1): 107–135.
- da Silva Mourão J, and Barbosa Filho MLV. 2018. Chapter 6: Ethnotaxomy as a methodological tool for studies of the ichthyofauna and its conservation implications: a review. *Ethnozoology*, 71–94.
- Silvano RAM. 2001. Peixes do Alto Rio Juruá (Amazonas, Brasil). EdUSP, São Paulo.
- Silvano RAM. ed. 2020. Fish and Fisheries in the Brazilian Amazon: People, Ecology and Conservation in Black and Clear Water Rivers. Cham: Springer International Publishing. DOI: [10.1007/978-3-030-49146-8](https://doi.org/10.1007/978-3-030-49146-8).

- Silvano RAM, and Begossi A. 2016. From Ethnobiology to Ecotoxicology: fishers' Knowledge on Trophic Levels as Indicator of Bioaccumulation in Tropical Marine and Freshwater Fishes. *Ecosystems*, 19(7): 1310–1324. DOI: [10.1007/s10021-016-0002-2](https://doi.org/10.1007/s10021-016-0002-2)
- Silvano RAM, and Hallwass G. 2020. Participatory research with fishers to improve knowledge on small-scale fisheries in tropical rivers. *Sustainability*, 12(11): 4487. DOI: [10.3390/su12114487](https://doi.org/10.3390/su12114487)
- Silvano RAM, MacCord PFL, Lima RV, and Begossi A. 2006. When does this fish spawn? Fishermen's local knowledge of migration and reproduction of Brazilian coastal fishes. *Environmental Biology of Fishes*, 76(2–4): 371–386. DOI: [10.1007/s10641-006-9043-2](https://doi.org/10.1007/s10641-006-9043-2)
- Silvano RAM, Silva AL, Ceroni M, and Begossi A. 2008. Contributions of ethnobiology to the conservation of tropical rivers and streams. *Aquatic Conservation: Marine and Freshwater Ecosystems*, 18(3): 241–260. DOI: [10.1002/aqc.825](https://doi.org/10.1002/aqc.825)
- Silvano RAM, and Valbo-Jørgensen J. 2008. Beyond fishermen's tales: contributions of fishers' local ecological knowledge to fish ecology and fisheries management. *Environment, Development and Sustainability*, 10(5): 657–675. DOI: [10.1007/s10668-008-9149-0](https://doi.org/10.1007/s10668-008-9149-0)
- Sioli H. 2012. *The Amazon: limnology and landscape ecology of a mighty tropical river and its basin*. Springer Science & Business Media.
- Sousa Araújo T, Almeida A, Melo J, Medeiros M, Ramos M, Silva R, et al. 2012. A new technique for testing distribution of knowledge and to estimate sampling sufficiency in ethnobiology studies. *Journal of Ethnobiology and Ethnomedicine*, 8(1): 11. DOI: [10.1186/1746-4269-8-11](https://doi.org/10.1186/1746-4269-8-11)
- de Souza Junior OG, Nunes JLG, and Silvano RAM. 2020. Biology, ecology and behavior of the acoupa weakfish *Cynoscion acoupa* (Lacepède, 1801) according to the local knowledge of fishermen in the northern coast of Brazil. *Marine Policy*, 115: 103870. DOI: [10.1016/j.marpol.2020.103870](https://doi.org/10.1016/j.marpol.2020.103870)
- Souza SP, and Begossi A. 2007. Whales, dolphins or fishes? The ethnotaxonomy of cetaceans in São Sebastião, Brazil. *Journal of Ethnobiology and Ethnomedicine*, 3(1): 1–15. DOI: [10.1186/1746-4269-3-9](https://doi.org/10.1186/1746-4269-3-9)
- Turvey ST, Risley CL, Moore JE, Barrett LA, Yujiang H, Xiujiang Z, et al. 2013. Can local ecological knowledge be used to assess status and extinction drivers in a threatened freshwater cetacean? *Biological Conservation*, 157: 352–360. DOI: [10.1016/j.biocon.2012.07.016](https://doi.org/10.1016/j.biocon.2012.07.016)
- Vandebroek I, and Balick MJ. 2012. Globalization and loss of plant knowledge: challenging the paradigm. *PLoS ONE*, 7(5): e37643. PMID: [22662184](https://pubmed.ncbi.nlm.nih.gov/22662184/) DOI: [10.1371/journal.pone.0037643](https://doi.org/10.1371/journal.pone.0037643)
- Vandebroek I, Thomas E, Sanca S, Van Damme P, Van Puyvelde L, and De Kimpe N. 2008. Comparison of health conditions treated with traditional and biomedical health care in a Quechua community in rural Bolivia. *Journal of Ethnobiology and Ethnomedicine*, 4(1): 1–12. DOI: [10.1186/1746-4269-4-1](https://doi.org/10.1186/1746-4269-4-1)
- Winemiller KO, McIntyre P.B, Castello L, Fluet-Chouinard E, Giarrizzo T, Nam S, et al. 2016. Balancing hydropower and biodiversity in the Amazon, Congo, and Mekong. *Science*, 351(6269): 128–129. PMID: [26744397](https://pubmed.ncbi.nlm.nih.gov/26744397/) DOI: [10.1126/science.aac7082](https://doi.org/10.1126/science.aac7082)