

A Catalogue of infrared star clusters and stellar groups[★]

E. Bica¹, C. M. Dutra², and B. Barbuy²

¹ Universidade Federal do Rio Grande do Sul, Instituto de Física, CP 15051, Porto Alegre 91501-970, RS, Brazil

² Universidade de São Paulo, Instituto de Astronomia, Geofísica e Ciências Atmosféricas, CP 3386, São Paulo 01060-970, SP, Brazil

Received 20 August 2002 / Accepted 8 October 2002

Abstract. We compiled a catalogue of infrared star clusters in the Galaxy, which are most of them embedded. It condenses the growing literature information. We also include in the sample infrared stellar groups which are less dense than star clusters, such as those embedded in the dark clouds Taurus-Auriga and Chamaleon I. We provide galactic and equatorial coordinates, angular dimensions, different designations and related objects such as nebulae. A total of 189 infrared clusters and 87 embedded stellar groups are included. A fraction of 25% of the embedded clusters are projected close to each other in pair or triplet systems, indicating that multiplicity plays an important role in star cluster formation.

Key words. Galaxy: open clusters and associations: general – catalogs – infrared: general

1. Introduction

The development of infrared detectors in the last decades has unveiled many optically absorbed star clusters which are embedded in dark clouds or in more evolved star forming regions (Hodapp 1994). These clusters which are fully or partially immersed in interstellar gas and dust, are called embedded clusters (Lada & Lada 1991). More generally infrared star clusters can be employed, since some of them can be older and not being embedded in complexes. Embedded clusters are ideal targets to investigate early stages of star formation and evolution. Many studies were made with newly identified clusters (e.g. Deharveng et al. 1997; Carpenter 2000; Horner et al. 1997). It is important to gather all objects in a catalogue, which in turn will facilitate future developments, and avoid problems such as duplications. It allows the identification of less explored and unexplored areas that could be surveyed. In particular, near infrared imaging surveys such as the Two Micron All Sky Survey (hereafter 2MASS, Skrutskie et al. 1997) and the Deep NIR Southern Sky Survey (DENIS; Epchtein et al. 1997) are providing material for cluster identifications (Soares & Bica 2002; Reylé & Robin 2002).

Dutra & Bica (2000a) identified 58 new rather faint infrared star cluster candidates projected on the central parts of the Galaxy, using the 2MASS survey. The images employed by 2MASS have a relatively low angular resolution and the fields

near the Galactic Centre are so crowded that is not possible to construct CMDs and clearly establish the nature of these objects with the available material. Thus they are candidates to infrared clusters to be verified with larger telescopes under good seeing, and we preferred not include them here. In a forthcoming study we will present an infrared survey carried out at a higher angular resolution using the ESO NTT. More recently, Dutra & Bica (2001) have made a search of objects in the 2MASS atlas in different parts of the sky finding 42 star clusters and stellar groups, which are included in the present study.

Mermilliod (1996) compiled data on open clusters which are updated in the Web interface <http://obswww.unige.ch/webda>. Recently, Mermilliod created a section for embedded clusters in his star cluster database and included a few entries. He points out the need to compile data for these objects and calls for contributions. One of the objectives of the present study is thus to compile a catalogue of infrared star clusters.

Star cluster pairs and multiplets have been studied in detail in the LMC (Dieball et al. 2002), and SMC (de Oliveira et al. 2000). Multiplicity appears to be an important phenomenon which affects the dynamical evolution of young star clusters, e.g. in the SMC (de Oliveira et al. 2000). Some open cluster pairs appear to occur in the Galaxy (Subramaniam et al. 1995). However not much is known about the rate of cluster multiplicity at their birth, and infrared imaging of embedded clusters is now opening the possibility for such studies (e.g. the cluster pair NGC1333, Lada et al. 1996). Another objective of the present work is to verify cluster multiplicity in the infrared cluster catalogue.

Send offprint requests to: C. M. Dutra,
e-mail: dutra@astro.iag.usp.br

[★] Tables 1 and 2 are only available in electronic form at the CDS via anonymous ftp to [cdsarc.u-strasbg.fr](ftp://cdsarc.u-strasbg.fr) (130.79.128.5) or via <http://cdsweb.u-strasbg.fr/cgi-bin/qcat?J/A+A/397/177>.

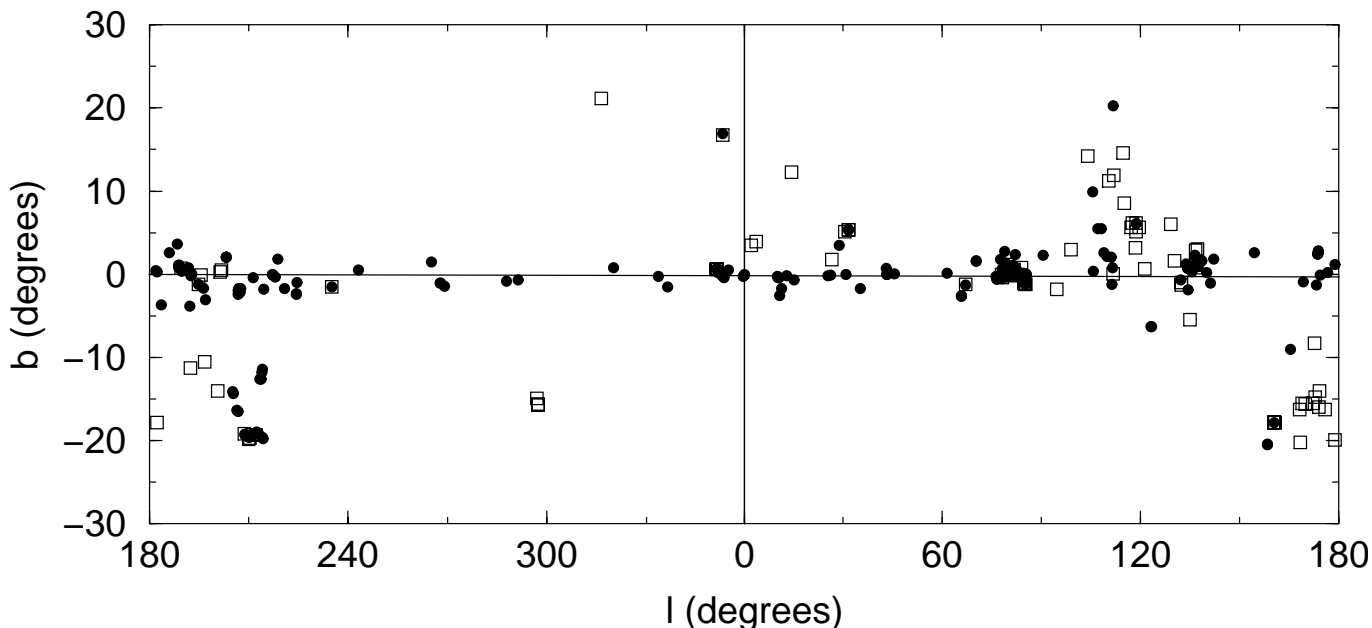


Fig. 1. Angular distribution of infrared clusters (filled circles) and stellar groups (open squares). The Galactic plane and bulge minor axis direction are indicated by solid lines.

In Sect. 2 we present the catalogue and its references. In Sect. 3 we discuss the properties of the sample such as angular and size distribution and cluster multiplicity. Finally, in Sect. 4 concluding remarks are given.

2. The catalogue

Infrared detectors and surveys have boosted the studies of infrared clusters, most of them embedded in dark or bright nebulae. It is important to gather these objects into a catalogue. During the search we realized that several objects were not as dense as star clusters, but appear to be physical systems. We illustrate the difference between the two object classes by means of a comparison of richness parameter for the DR22 Cluster and its surrounding DR22 stellar group (Fig. 1 of Dutra & Bica 2001). The DR22 cluster is rather loose and uncrowded, an example of a less dense cluster. For the cluster we obtained 54 stars $(\text{arcmin})^{-2}$, while for the stellar group 25 stars $(\text{arcmin})^{-2}$, as measured on the 2MASS atlas. No background or crowding correction was applied. Basically our classification in infrared star cluster or stellar group follows a density estimation by eye on the available material. Some authors also adopted this classification in the object's original reference. Other objects are concentrations of T Tauri stars (e.g. those in Taurus, Gomez et al. 1993, Leinert et al. 1993; and Chamaleon, Whittet et al. 1991), also classified as groups. Consequently, the catalogue is formed by two object classes, the standard infrared star clusters and the less dense stellar groups. The present study includes 189 infrared star clusters and 87 infrared stellar groups from 86 references.

The nomenclature of infrared star clusters and groups is not uniform. Some authors adopted IRAS or AFGL related sources, dark nebulae, optical or radio HII regions, running numbers, among others. We included as many as possible

designations. We preferred as first designation a related optical HII region, radio source, dark nebula and infrared sources, if multiple possibilities occur.

The catalogue has 276 objects and will be available as Table 1 in electronic form at CDS (Strasbourg) via anonymous ftp to `cdsarc.u-strasbg.fr (130.79.128.5)`. Each entry occupies 2 catalogue lines. The first line shows by columns: (1) and (2) Galactic coordinates, (3) and (4) equatorial coordinates (J2000.0 epoch), (5) and (6) the major and minor axes dimensions in arcmin and (7) object designations. On line 2 are included a class discriminator (IRC - infrared cluster or IRGr - infrared stellar group), comments and additional information such as distance in kpc ($d=$), age in Myr ($t=$), reddening ($e_{\text{FIR}}=$) – see below, linear diameter in pc ($LD=$) and a reference code (REF_{nmn}). The references of the catalogue will be available as Table 2 in electronic form at CDS (Strasbourg) via anonymous ftp to `cdsarc.u-strasbg.fr (130.79.128.5)`. It includes in Col. 1 the reference code from Table 1 and in Col. 2 the complete reference. Distances and ages were taken from the individual studies, when available. Angular diameters were measured on the images in the individual studies and on the 2MASS Atlas, when available. Reddening estimates based on CMDs are not systematically available. Consequently, we now prefer to provide the reddening estimates based on the object's coordinates extracted from the Schlegel et al.'s (1998) all-sky reddening maps, which are based on the $100\mu\text{m}$ dust emission. For each cluster or stellar group we include the respective $E(B-V)_{\text{FIR}}$ reddening value (" $e_{\text{FIR}}=$ " in Table 1) associated to its line of sight. We point out that this estimate is an upper limit for the reddening, since it represents the total reddening in the object's line of sight, and background contributions may occur (Dutra & Bica 2000b). We also point out that it can be overestimated by heated dust

associated to star forming regions (Dutra et al. 2002 and references therein).

3. Sample properties

Overall properties of the catalogue can be inferred from the available data. We will analyse the angular distribution, distance and size distributions and multiplicity. Since the vast majority of the objects are embedded, the conclusions basically refer to the initial stages of star cluster and stellar group formation.

3.1. Angular distribution

Figure 1 shows the angular distribution of the objects in galactic coordinates. As expected infrared star clusters are projected close to the Galactic Plane. We note that the Anticentre zone and Cygnus X ($\ell = 80^\circ$) are well explored. On the other hand, the southern Milky Way ($240^\circ < \ell < 340^\circ$) requires a deep survey. The stellar groups tend to occur away from the Plane since they are mostly related to the nearby complexes (e.g. Orion at $\ell \approx 210^\circ$ and $b \approx -20^\circ$, Taurus at $\ell \approx 175^\circ$ and $b \approx -15^\circ$, and Chamaleon I at $\ell \approx 297^\circ$ and $b \approx -15^\circ$).

3.2. Distance and size distribution

Figure 2 shows the distance histograms for the infrared cluster and stellar group samples. Most objects in the cluster sample are located up to distances from the Sun of 3 kpc. The present sample is thus biased to relatively nearby zones. This shows the need to explore more distant disk regions. The histogram of stellar groups shows that they are mostly as far as 1 kpc, since they are associated to nearby complexes (e.g. Taurus and Orion).

We have used the distances and angular sizes provided in the catalogue to derive linear diameters for the clusters and stellar groups. Figure 3 shows the linear diameter histograms for the infrared clusters and stellar groups. The size distribution of clusters shows that the typical one is small. The peak diameter is ≈ 1 pc and the majority has linear diameter smaller than 3 pc. Open clusters older than 15 Myr are well distributed between 1 and 8 pc (Janes et al. 1988). Embedded clusters tend to be smaller than evolved open clusters. This effect appears to be physical since a detection bias among the somewhat older open clusters is not expected for in this case the most prominent IR clusters in a earlier stage would produce a series of prominent compact open cluster population and this is not observed. Nor a star formation bias is expected since the Galaxy has no apparent reason to have currently formed prominent clusters in excess. We are left with an age effect, related to the dynamical evolution of the disk clusters in general. Possibly we are witnessing an evolutionary effect from star cluster formation to those reflecting the internal dynamical evolution and the tidal effects of the Galaxy.

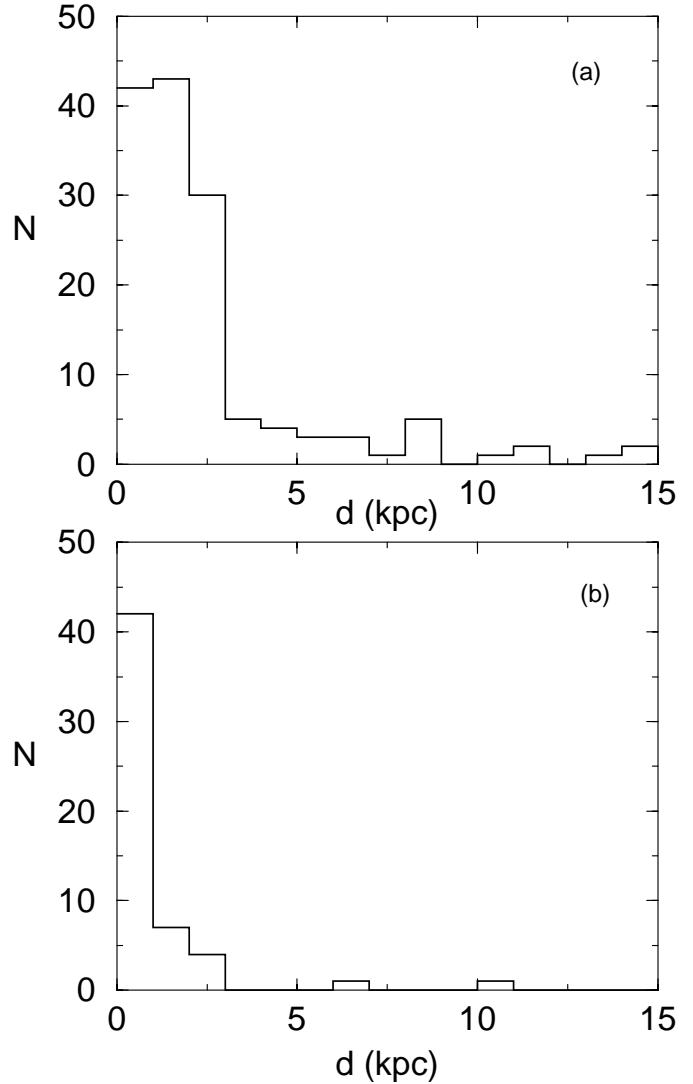


Fig. 2. Distance histograms for: **a)** infrared clusters and **b)** stellar groups.

3.3. Multiplicity

During the present catalogue construction we realized that often embedded clusters have companions a few diameters away. These systems are indicated as pairs (mP) and triplets (mT) in Table 1. We found 18 pairs and 4 triplets resulting 48 clusters as components. Therefore, 25% the embedded cluster sample is formed in multiple systems. Not many open cluster pairs are known in the Galaxy (Subramaniam et al. 1995), consequently the dynamical evolution of double and triple embedded clusters probably leads to a high rate of mergers.

We also indicated groups of clusters and stellar groups which can have as many as 9 components (m9 in Table 1). Such ensembles can be related to the same molecular cloud such as the clusters in the Rosette Molecular Cloud (RMC), which has 8 cluster members. The separations in these groups tend to be larger than those in the pair and triplet systems.

The possible link between duplicity effects and age and/or extinction selection effects must await a larger number of objects with CMD's and homogeneous age and extinction

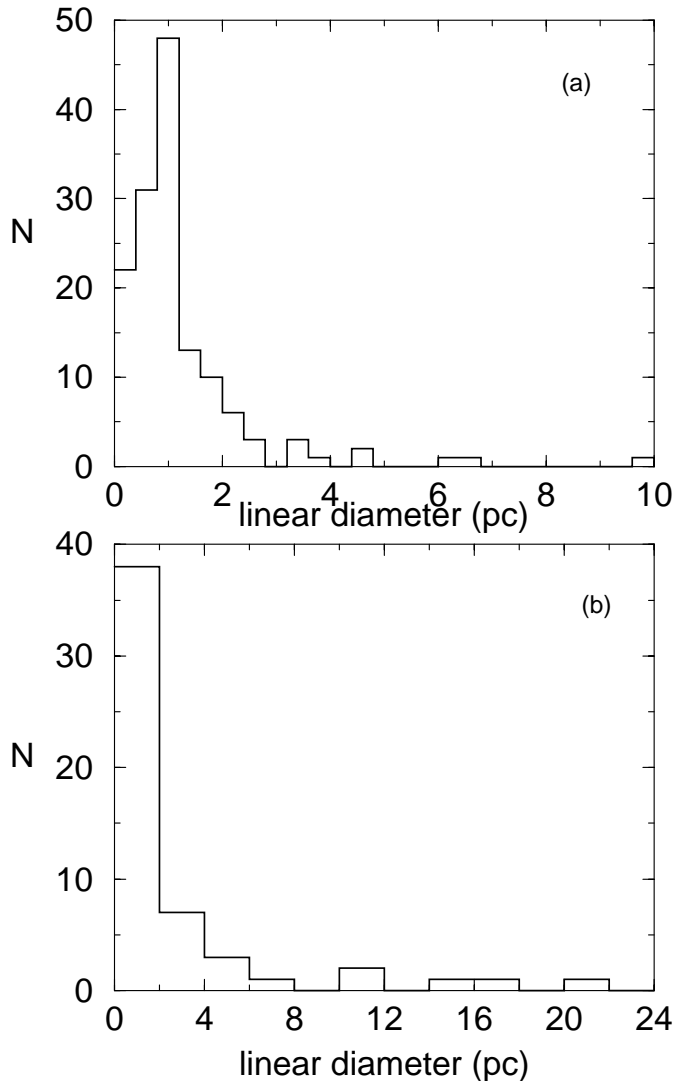


Fig. 3. Linear diameter histograms for: **a)** infrared clusters and **b)** stellar groups.

determinations. A comparison sample of non-embedded clusters, with ages of a few 10^7 yr is also required.

4. Conclusions

We built a catalogue of infrared star clusters and stellar groups (less dense objects) in the Galaxy, using 86 references from the literature. A total of 276 entries are included, and we provide coordinates, angular dimensions, designations and additional information when available, such as distances and linear diameters. We analysed overall properties of the sample.

The angular distribution of the sample showed a deficiency of objects in the southern Milky Way indicating the need of a systematic search. The distance distribution indicated that the sample is biased to nearby zones ($d < 3$ kpc). The Milky Way disk beyond this limit also requires more exploration. The linear size distribution revealed that embedded clusters are small, typically 1 pc. We noted that 25% of the embedded clusters occur in pairs or triplets with separation of a few diameters. Such proximity must affect their dynamical evolution, possibly resulting in mergers. For the first time a catalogue of this nature is presented and can be useful for future searches and developments.

Acknowledgements. We acknowledge support from the Brazilian Institutions CNPq and FAPESP. CMD acknowledges FAPESP for a post-doc fellowship (proc. 00/11864-6).

References

- Carpenter, J. M. 2000, *AJ*, 120, 3139
 Deharveng, L., Zavagno, A., Cruz-González, I., et al. 1997, 317, 459
 de Oliveira, M. R., Dutra, C. M., Bica, E., & Dottori, H. 2000, *A&AS*, 146, 57
 Dieball, A., Mueller, H., & Grebel, E. 2002, *A&A*, 391, 547
 Dutra, C. M., & Bica, E. 2000a, *A&A*, 359, L9
 Dutra, C. M., & Bica, E. 2000b, *A&A*, 359, 347
 Dutra, C. M., & Bica, E. 2001, *A&A*, 376, 434
 Dutra, C. M., Santiago, B. X., Bica, E., & Barbuy, B. 2002, *MNRAS*, in press [astro-ph/0209168]
 Epchtein, N., de Batz, B., Capoani, L., et al. 1997, *The Messenger*, 87, 27
 Gomez, M., Hartmann, L., Kenyon, S. J., & Hewett, R. 1993, *AJ*, 105, 1927
 Hodapp, K.-W. 1994, *ApJS*, 94, 615
 Horner, D. J., Lada, E. A., & Lada, C. J. 1997, *AJ*, 113, 1788
 Janes, K. A., Tilley, C., & Lyngå, G. 1988, *AJ*, 95, 771
 Lada, C. J., & Lada, E. A. 1991, in *The formation and evolution of star clusters*, 3
 Lada, C. J., Alves, J., & Lada, E. A. 1996, *AJ*, 111, 1964
 Leinert, Ch., Zinnecker, H., Weitzel, N., et al. 1993, *A&A*, 278, 129
 Mermilliod, J. C. 1996, in *The origins, evolution, and destinies of binary stars in clusters*, ASP Conf. Ser., 90, 475
 Reylé, C., & Robin, A. C. 2002, *A&A*, 384, 403
 Schlegel, D. J., Finkbeiner, D. P., & Davis, M. 1998, *ApJ*, 500, 525
 Soares, J. B., & Bica, E. 2002, *A&A*, 388, 172
 Subramaniam, A., Gorti, U., & Sagar, R. 1995, *A&A*, 302, 86
 Skrutskie, M., Schneider, S. E., Stiening, R., et al. 1997, in *The Impact of Large Scale Near-IR Sky Surveys*, ed. Garzon et al. (Kluwer, Netherlands), 210, 187
 Whittet, C. B., Prusti, T., & Wesselius, P. R. 1991, *MNRAS*, 249, 319